

CARDBOARD BOXES

for Automotive Industry
2024/2025

We care about Your Goods.


Arthur Proszkiewicz

	page		page
Cardboard types	5	Transport Boxes	707
Sample Boxes	6	Dividers	745
Alternator Boxes	77	Window regulator Boxes	749
Starter Boxes	139	Wheel bearing kit Boxes	755
Armature Boxes	225	Cylinder liner Boxes	761
Rotor Boxes	241	Battery Boxes	767
Stator Boxes	253	Pulley Boxes	797
Pulley/bearing Boxes	261	Lamp Boxes	805
Drive shaft Boxes	303	Gasket Boxes	843
Cv joint Boxes	315	Timing chain kit Boxes	851
Brake disc Boxes	321	Steering rack Boxes	873
Timing belt Boxes + Water pump Boxes	339	Air conditioning compressor Boxes	889
Clutch Boxes	377	Timing belt Boxes 	893
Brake caliper Boxes	393	Engine piston kit Boxes 	903
Brake shoe Boxes	407	Wiper blade Boxes 	907
Brake pad Boxes	449	Custom car parts Boxes 	911
Wheel hub Boxes	467	Concentric slave cylinder (CSC) Boxes 	919
Tensioner Boxes	481	Hydraulic cylinder Boxes 	925
Engine electrical parts Boxes	505	Strut mounts Boxes 	931
Solenoid / Drive Boxes	547	Cardboard inserts	935
Suspension & Steering parts Boxes	569	Solid board Boxes	985
Steering pump Boxes	589	Solid board Boxes - Filters	1095
Water pump Boxes	593	Solid board Boxes - Hangers	1149
Brake hose Boxes	609	Solid board Boxes - Sleeves	1153
Oil/fuel filter Boxes	613	Solid board Boxes - Wiper blades	1169
Turbocharger Boxes	631	Solid board Boxes - Small parts display 	1171
Heavy duty Boxes	641	Solid board Boxes - Ignition Coil	1175
Ignition module / coil / cable Boxes	647	Reference guide	1179
Shock absorber Boxes	689	FEFCO - International case code	1199


single corrugated cardboards:



E flute



B flute



C flute

double corrugated cardboards:



EE flute



EB flute



EC flute



BC flute

The products are selected, designed and approved by EPROS The Printing House, your best partner for guaranteed Packaging Products. All marker's names and numbers in this catalogue are used for reference only.



SAMPLE BOXES









SAMPLE BOXES





SAMPLE BOXES











SAMPLE BOXES





SAMPLE BOXES





SAMPLE BOXES





SAMPLE BOXES





SAMPLE BOXES





SAMPLE BOXES









SAMPLE BOXES





SAMPLE BOXES





SAMPLE BOXES





SAMPLE BOXES





SAMPLE BOXES










SAMPLE BOXES





SAMPLE BOXES





SAMPLE BOXES





SAMPLE BOXES





SAMPLE BOXES






SAMPLE BOXES






SAMPLE BOXES






SAMPLE BOXES






SAMPLE BOXES






SAMPLE BOXES





SAMPLE BOXES






SAMPLE BOXES










SAMPLE BOXES






SAMPLE BOXES






SAMPLE BOXES





SAMPLE BOXES



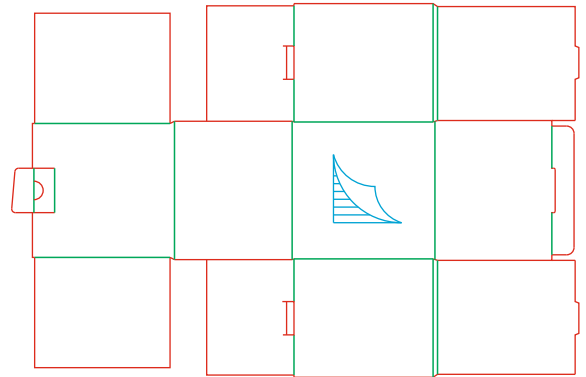




ALTERNATOR BOXES

F001

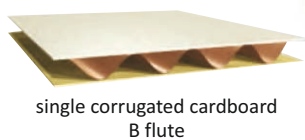

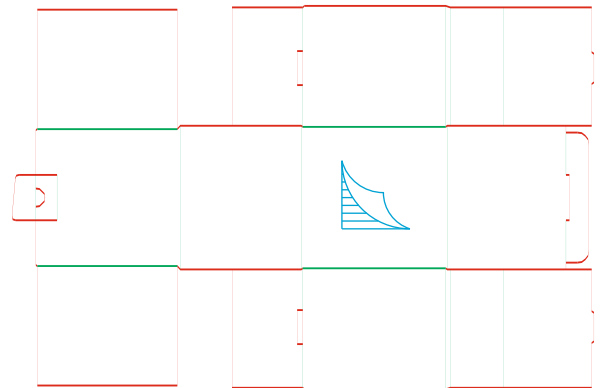
suggested use	alternator box
cardboard type	B flute
internal dimensions	170 x 157 x 190 mm
external dimensions	190 x 163 x 196 mm
flat dimensions	505 x 766
box construction	FEFCO 0470
cardboard insert	-
tooling ID	140110H05



F001

F002

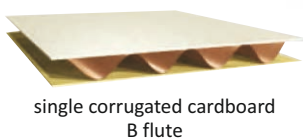

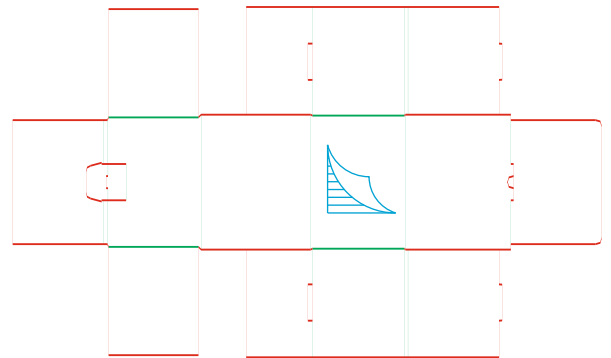
suggested use	alternator box
cardboard type	B flute
internal dimensions	170 x 157 x 190 mm
external dimensions	191 x 160 x 197 mm
flat dimensions	507 x 770
box construction	FEFCO 0470
cardboard insert	-
tooling ID	70109K02



F002

F003

suggested use	alternator box
cardboard type	B flute
internal dimensions	205 x 175 x 153 mm
external dimensions	223 x 184 x 162 mm
flat dimensions	579 x 973
box construction	FEFCO 0470
cardboard insert	W014 (-17 mm)
tooling ID	61124S05



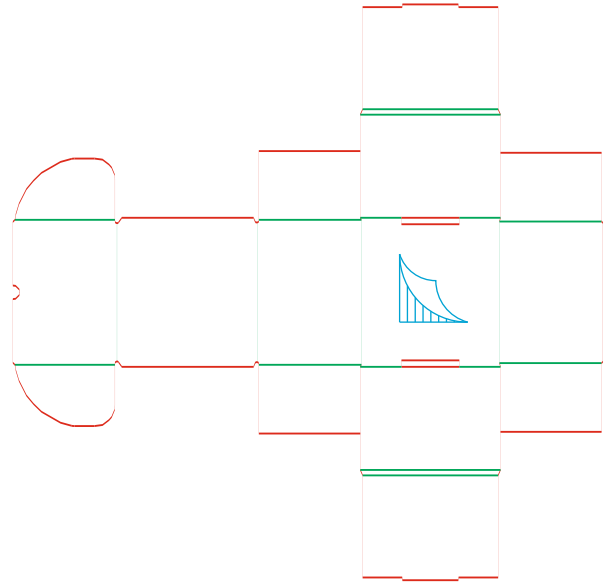


single corrugated cardboard
B flute

F003

F004



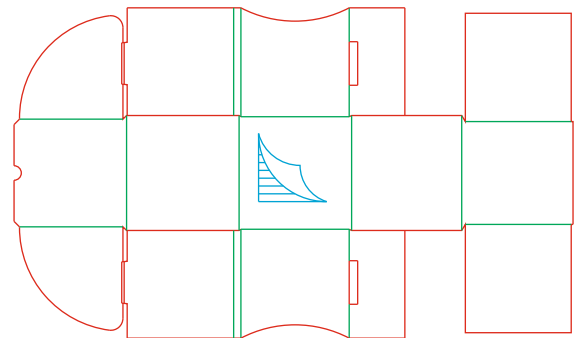
suggested use	alternator box
cardboard type	B flute
internal dimensions	200 x 200 x 150 mm
external dimensions	220 x 210 x 156 mm
flat dimensions	846 x 867
box construction	FEFCO 0427
cardboard insert	-
tooling ID	100308Q03



F004

F005

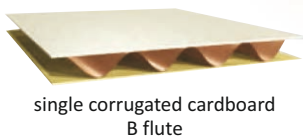

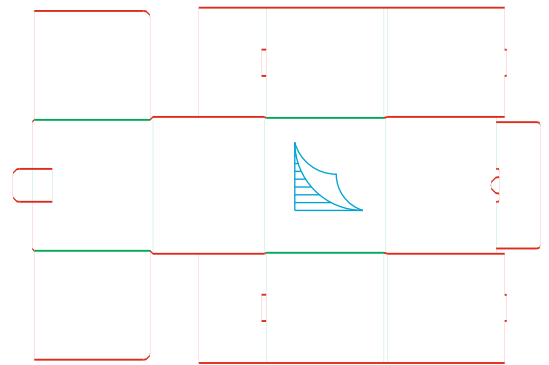

suggested use	alternator box
cardboard type	EB flute
internal dimensions	160 x 180 x 180 mm
external dimensions	190 x 189 x 188 mm
flat dimensions	546 x 924
box construction	FEFCO 0471
cardboard insert	W005
tooling ID	70117S01



F005

F006

suggested use	alternator box
cardboard type	B flute
internal dimensions	195 x 165 x 180 mm
external dimensions	209 x 173 x 186 mm
flat dimensions	540 x 801
box construction	FEFCO 0470
cardboard insert	W006
tooling ID	90129C05



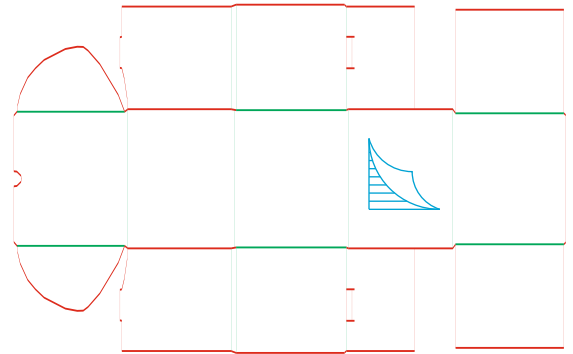



single corrugated cardboard
B flute

F006

F007


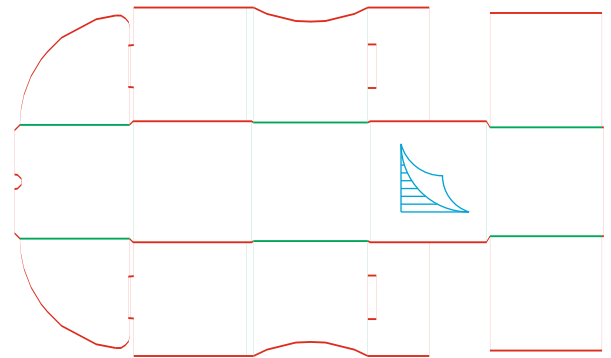

suggested use	alternator box
cardboard type	B flute
internal dimensions	200 x 165 x 175 mm
external dimensions	222 x 171 x 184 mm
flat dimensions	553 x 876
box construction	FEFCO 0471
cardboard insert	W007
tooling ID	90625201



F007

F008

suggested use	alternator box
cardboard type	EB flute
internal dimensions	170 x 190 x 190 mm
external dimensions	200 x 200 x 200 mm
flat dimensions	576 x 974
box construction	FEFCO 0471
cardboard insert	W005
tooling ID	70612D02


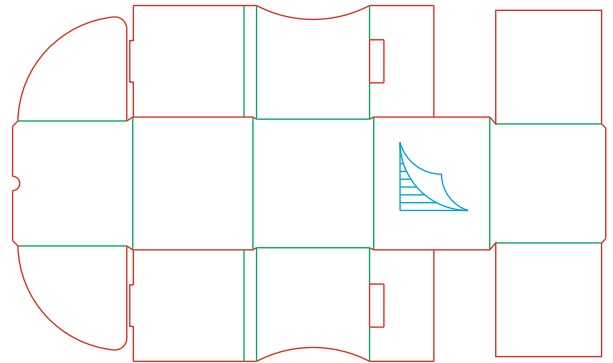



double corrugated cardboard
EB flute

F008

F009

suggested use	alternator box
cardboard type	BC flute
internal dimensions	170 x 190 x 180 mm
external dimensions	220 x 200 x 200 mm
flat dimensions	588 x 980
box construction	FEFCO 0471
cardboard insert	W005
tooling ID	81020K05





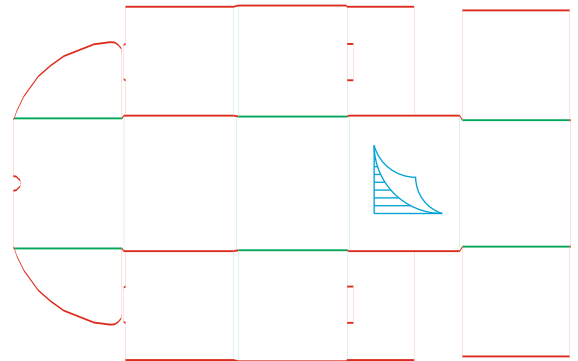
double corrugated cardboard
BC flute

F009



F010

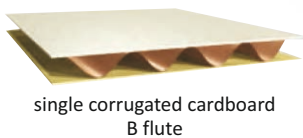

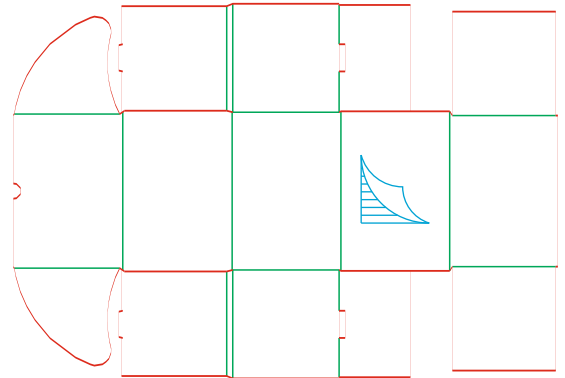
suggested use	alternator box
cardboard type	B flute
internal dimensions	200 x 180 x 180 mm
external dimensions	224 x 188 x 188 mm
flat dimensions	588 x 921
box construction	FEFCO 0471
cardboard insert	W010
tooling ID	100426H06



F010

F011



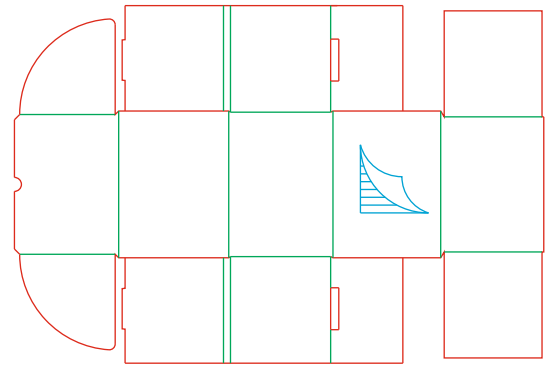
suggested use	alternator box
cardboard type	B flute
internal dimensions	240 x 175 x 175 mm
external dimensions	268 x 185 x 185 mm
flat dimensions	622 x 904
box construction	FEFCO 0471
cardboard insert	-
tooling ID	140110H07



F011

F012


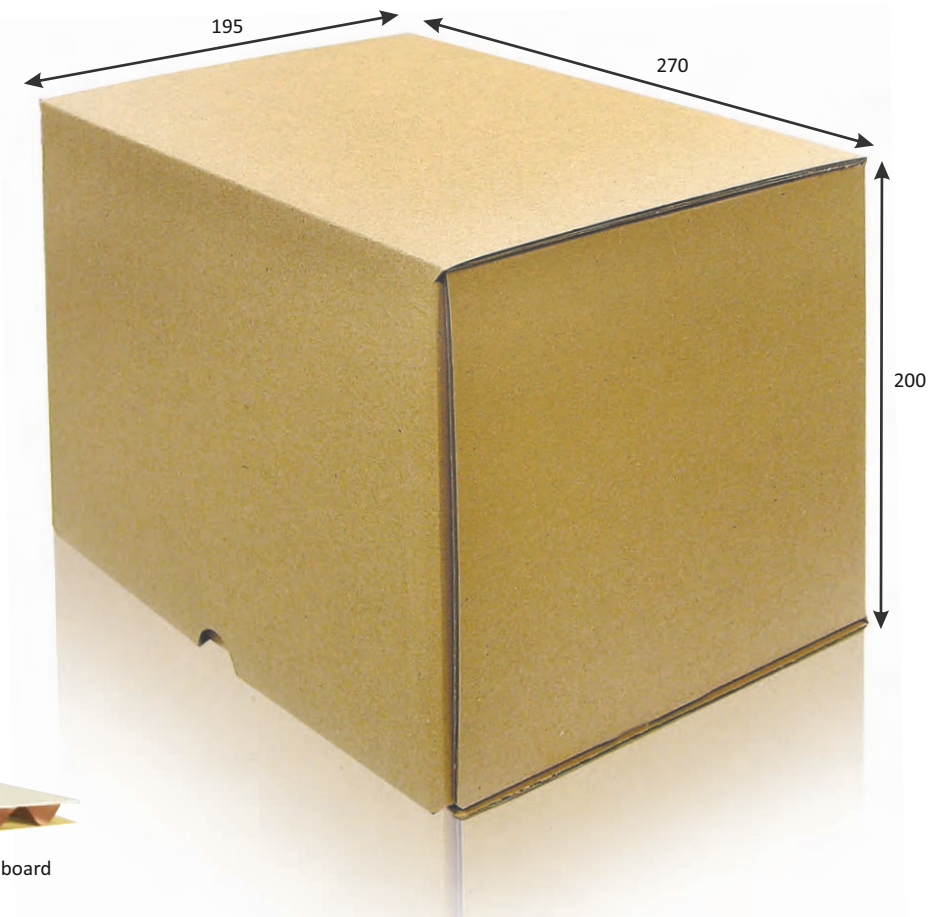
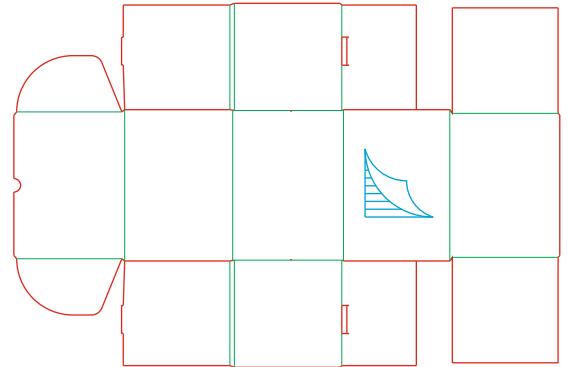

suggested use	alternator box
cardboard type	EB flute
internal dimensions	215 x 180 x 170 mm
external dimensions	253 x 191 x 184 mm
flat dimentions	614 x 909
box construction	FEFCO 0471
cardboard insert	W012
tooling ID	70312S03



F012

F013



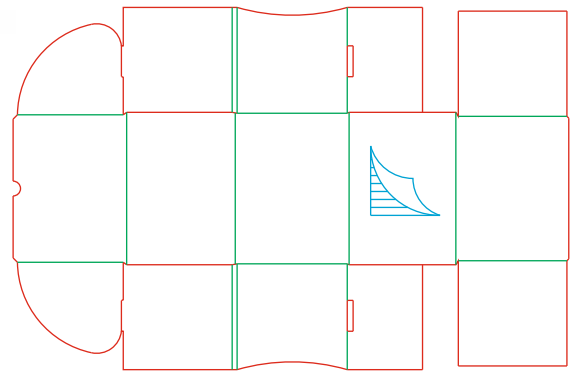
suggested use	alternator box
cardboard type	B flute
internal dimensions	250 x 186 x 190 mm
external dimensions	270 x 195 x 200 mm
flat dimensions	647 x 970
box construction	FEFCO 0471
cardboard insert	W013
tooling ID	90626Z02



F013

F014

suggested use	alternator box
cardboard type	B flute
internal dimensions	225 x 170 x 180 mm
external dimensions	248 x 179 x 190 mm
flat dimensions	587 x 900
box construction	FEFCO 0471
cardboard insert	W014
tooling ID	70704J06

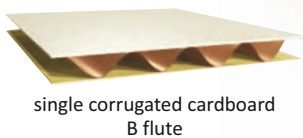

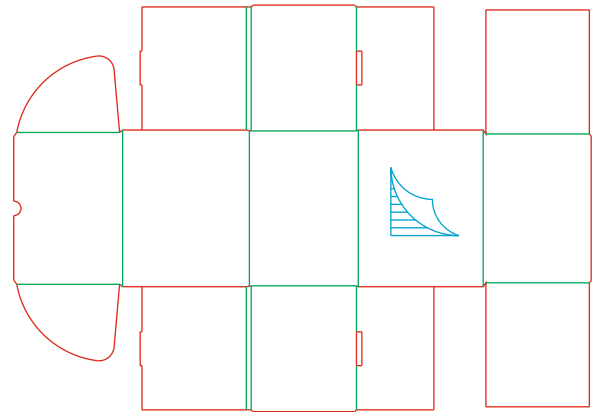


single corrugated cardboard
B flute

F014

F015



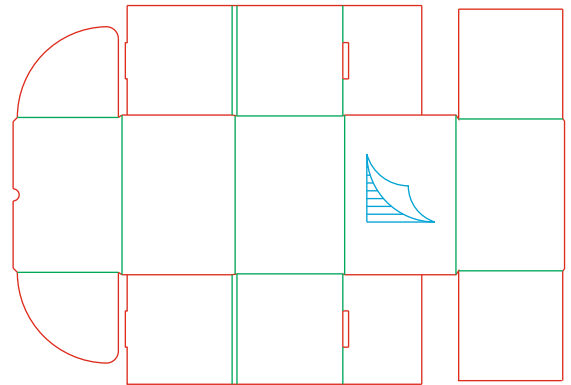
suggested use	alternator box
cardboard type	B flute
internal dimensions	240 x 205 x 175 mm
external dimensions	260 x 213 x 183 mm
flat dimensions	672 x 955
box construction	FEFCO 0471
cardboard insert	W015
tooling ID	90403Q03



F015

F016

suggested use	alternator box
cardboard type	B flute
internal dimensions	245 x 180 x 175 mm
external dimensions	265 x 190 x 184 mm
flat dimensions	626 x 911
box construction	FEFCO 0471
cardboard insert	W016, W016A
tooling ID	70328S10



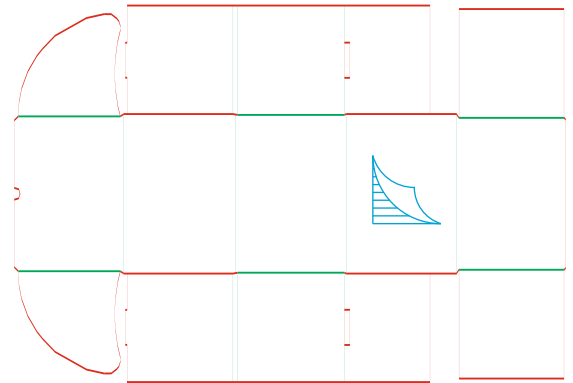


single corrugated cardboard
B flute

F016

F017

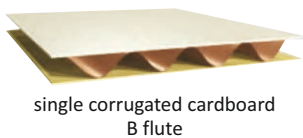

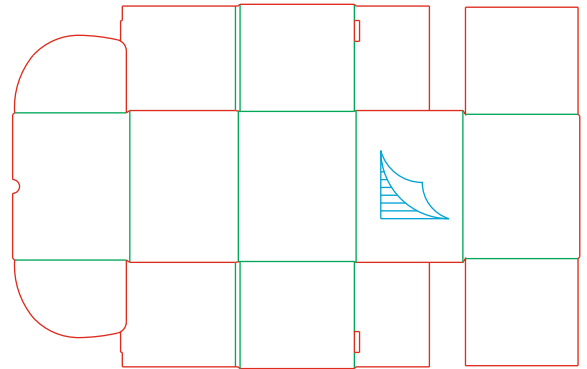

suggested use	alternator box
cardboard type	B flute
internal dimensions	250 x 185 x 185 mm
external dimensions	273 x 195 x 195 mm
flat dimensions	642 x 940
box construction	FEFCO 0471
cardboard insert	W016
tooling ID	100610Q04



F017

F018

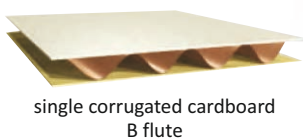

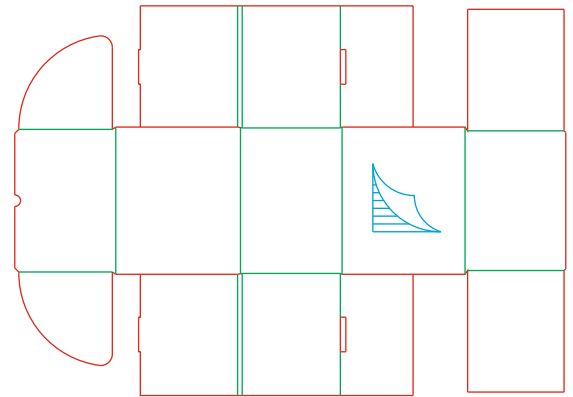
suggested use	alternator box
cardboard type	B flute
internal dimensions	240 x 185 x 200 mm
external dimensions	265 x 190 x 208 mm
flat dimensions	631 x 982
box construction	FEFCO 0471
cardboard insert	W018
tooling ID	80526C01



F018

F019


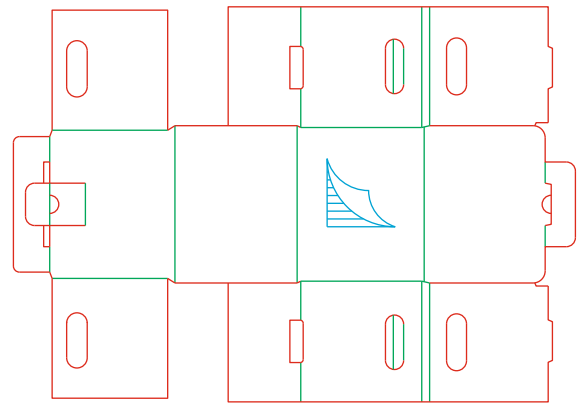

suggested use	alternator box
cardboard type	B flute
internal dimensions	235 x 210 x 170 mm
external dimensions	257 x 219 x 178 mm
flat dimensions	675 x 955
box construction	FEFCO 0471
cardboard insert	W019
tooling ID	70328S06



F019

F020

suggested use	alternator box
cardboard type	BC flute
internal dimensions	220 x 200 x 200 mm
external dimensions	260 x 210 x 215 mm
flat dimensions	653 x 929
box construction	FEFCO 0470
cardboard insert	-
tooling ID	110613H06



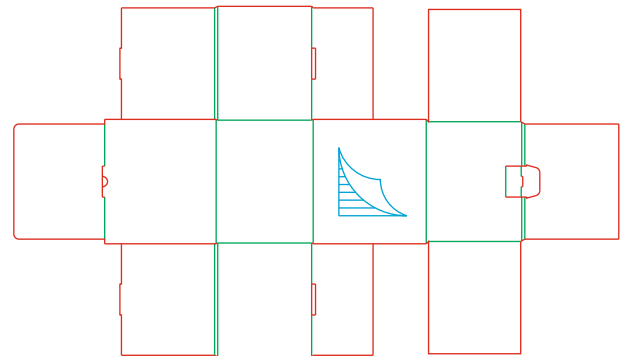



double corrugated cardboard
BC flute

F020

F021

suggested use	alternator box
cardboard type	B flute
internal dimensions	220 x 210 x 180 mm
external dimensions	242 x 227 x 195 mm
flat dimensions	679 x 1172
box construction	FEFCO 0470
cardboard insert	-
tooling ID	81113E02



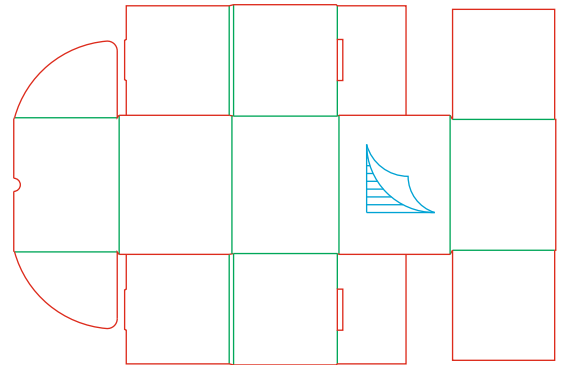


single corrugated cardboard
B flute

F021

F022


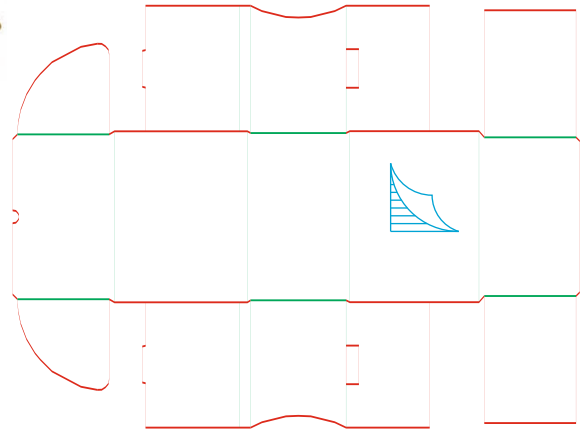
suggested use	alternator box
cardboard type	B flute
internal dimensions	235 x 200 x 200 mm
external dimensions	255 x 208 x 199 mm
flat dimensions	658 x 990
box construction	FEFCO 0471
cardboard insert	-
tooling ID	100426H05



F022

F023



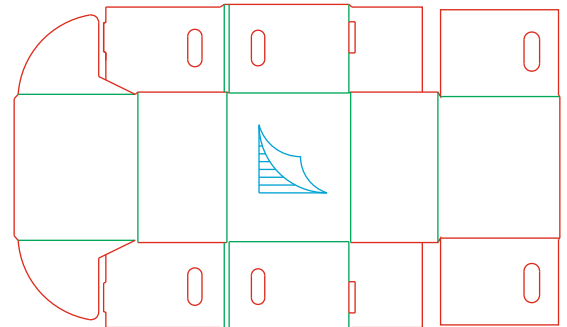

suggested use	alternator box
cardboard type	EB flute
internal dimensions	265 x 235 x 180 mm
external dimensions	300 x 245 x 190 mm
flat dimensions	767 x 1033
box construction	FEFCO 0471
cardboard insert	W023
tooling ID	61020S02



F023

F024



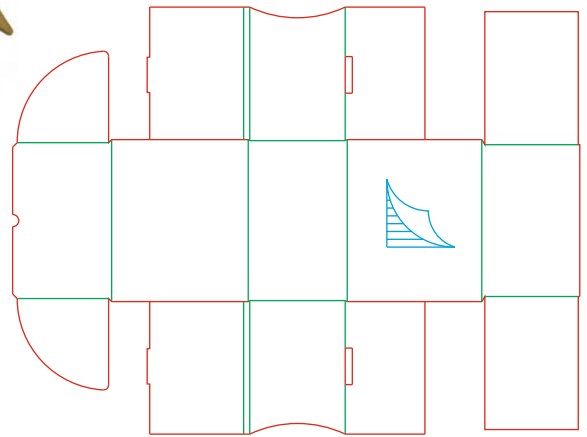
suggested use	alternator box
cardboard type	EB flute
internal dimensions	310 x 195 x 270 mm
external dimensions	339 x 204 x 280 mm
flat dimensions	732 x 1226
box construction	FEFCO 0471
cardboard insert	W024
tooling ID	90625H02



F024

F025


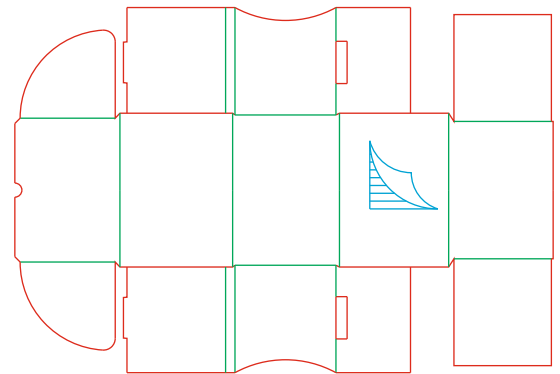
suggested use	alternator box
cardboard type	EB flute
internal dimensions	290 x 260 x 185 mm
external dimensions	319 x 272 x 201 mm
flat dimensions	841 x 1117
box construction	FEFCO 0471
cardboard insert	W025
tooling ID	61023S02



F025

F026

suggested use	alternator box
cardboard type	BC flute
internal dimensions	215 x 180 x 170 mm
external dimensions	265 x 195 x 190 mm
flat dimensions	622 x 917
box construction	FEFCO 0471
cardboard insert	-
tooling ID	70326S11



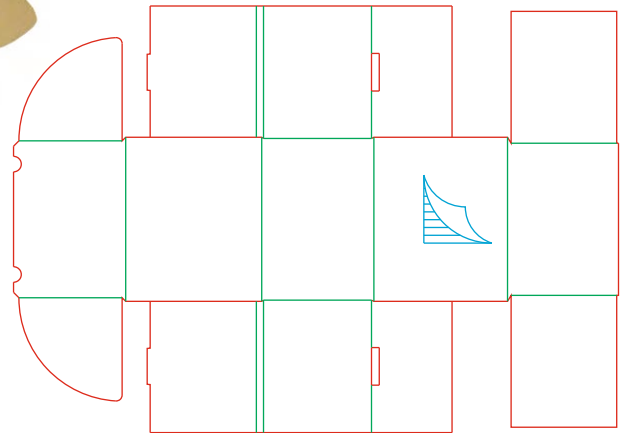



double corrugated cardboard
BC flute

F026

F027


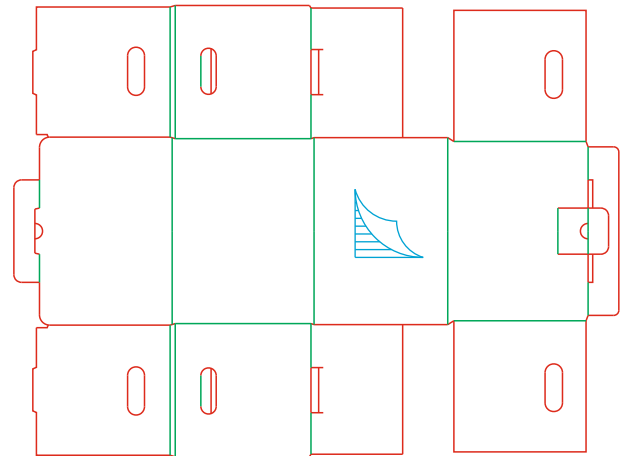
suggested use	alternator box
cardboard type	C flute
internal dimensions	245 x 220 x 180 mm
external dimensions	275 x 230 x 190 mm
flat dimensions	715 x 1014
box construction	FEFCO 0471
cardboard insert	W027
tooling ID	60902S06



F027

F028

suggested use	alternator box
cardboard type	BC flute
internal dimensions	330 x 255 x 265 mm
external dimensions	370 x 270 x 280 mm
flat dimensions	881 x 1181
box construction	FEFCO 0471
cardboard insert	-
tooling ID	131121H01



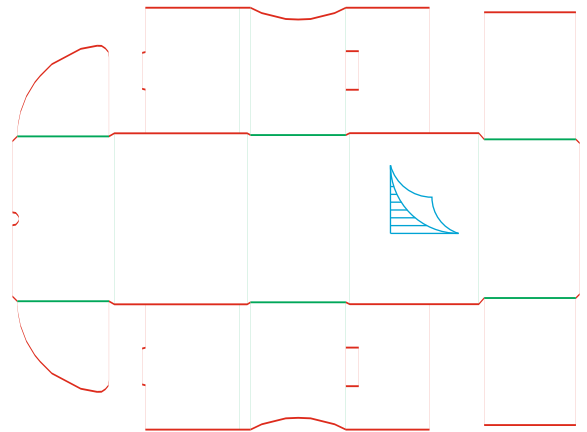


double corrugated cardboard
BC flute

F028

F029



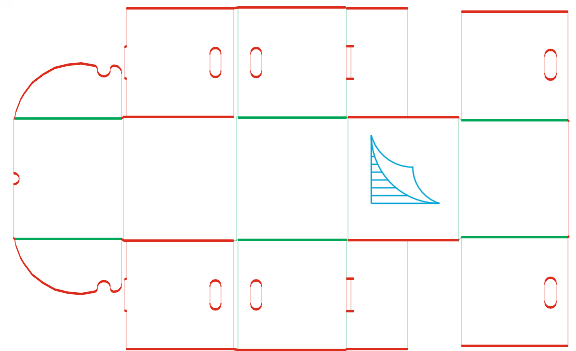
suggested use	alternator box
cardboard type	BC flute
internal dimensions	265 x 235 x 185 mm
external dimensions	315 x 247 x 191 mm
flat dimensions	776 x 1044
box construction	FEFCO 0471
cardboard insert	W023
tooling ID	81020K04



F029

F030

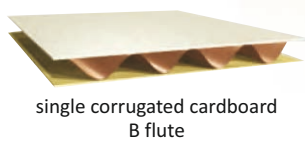
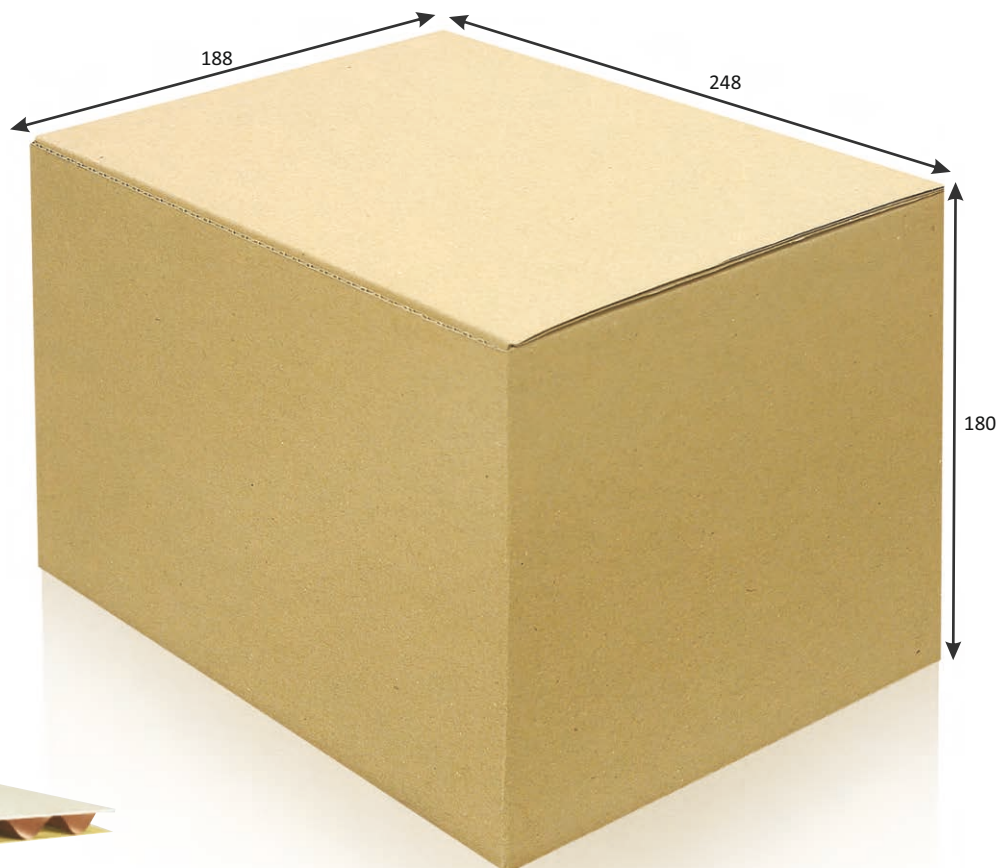
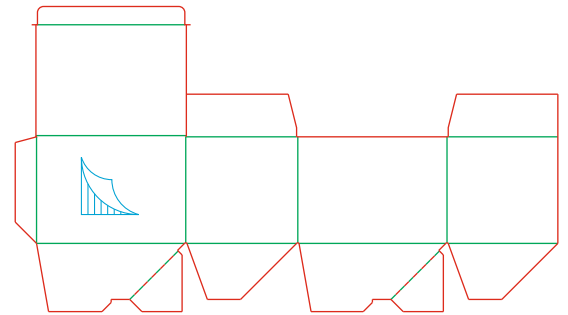
suggested use	alternator box
cardboard type	EB flute
internal dimensions	300 x 300 x 300 mm
external dimensions	335 x 315 x 310 mm
flat dimensions	939 x 1534
box construction	FEFCO 0471
cardboard insert	W030
tooling ID	120117H02



F030

F031



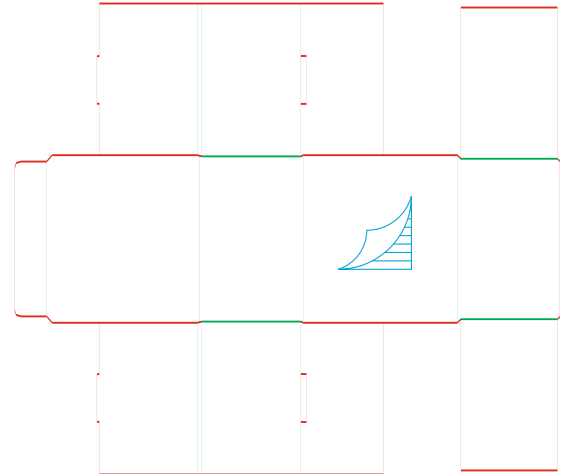

suggested use	alternator box
cardboard type	B flute
internal dimensions	245 x 180 x 175 mm
external dimensions	248 x 188 x 180 mm
flat dimensions	429 x 388 mm
box construction	FEFCO 0713
cardboard insert	W016
tooling ID	110727E01



F031

F032

suggested use	alternator box
cardboard type	B flute
internal dimensions	190 x 190 x 125 mm
external dimensions	211 x 199 x 133 mm
flat dimentions	591 x 683 mm
box construction	FEFCO 0470
cardboard insert	-
tooling ID	81210C01



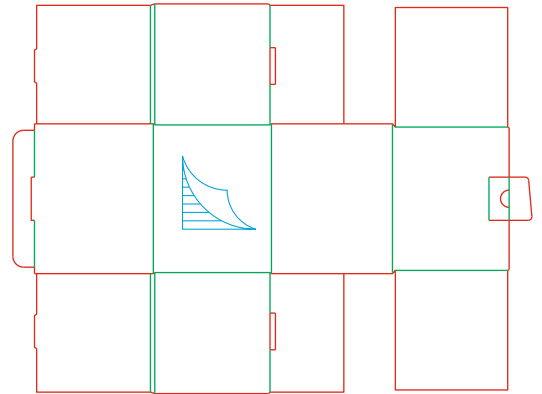



single corrugated cardboard
B flute

F032

F033

suggested use	alternator box
cardboard type	B flute
internal dimensions	190 x 165 x 160 mm
external dimensions	209 x 171 x 165 mm
flat dimensions	541 x 720 mm
box construction	FEFCO 0470
cardboard insert	-
tooling ID	120125H01





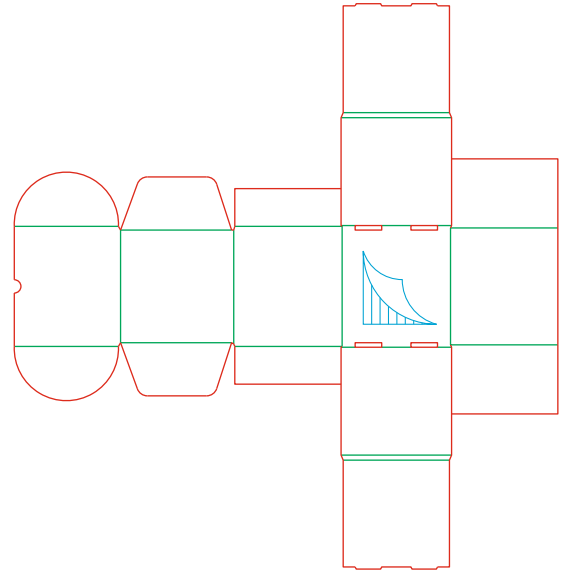
single corrugated cardboard
B flute

F033



F034

suggested use	alternator box
cardboard type	C flute
internal dimensions	210 x 200 x 200 mm
external dimensions	235 x 215 x 205 mm
flat dimensions	1023 x 1064 mm
box construction	FEFCO 0427
cardboard insert	-
tooling ID	120528H02



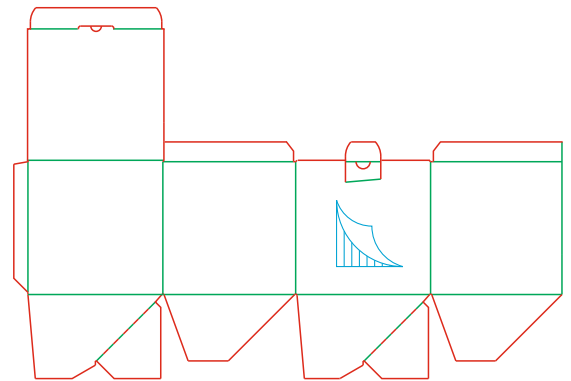



single corrugated cardboard
C flute

F034

F035

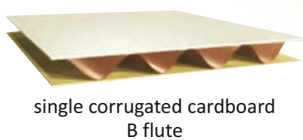
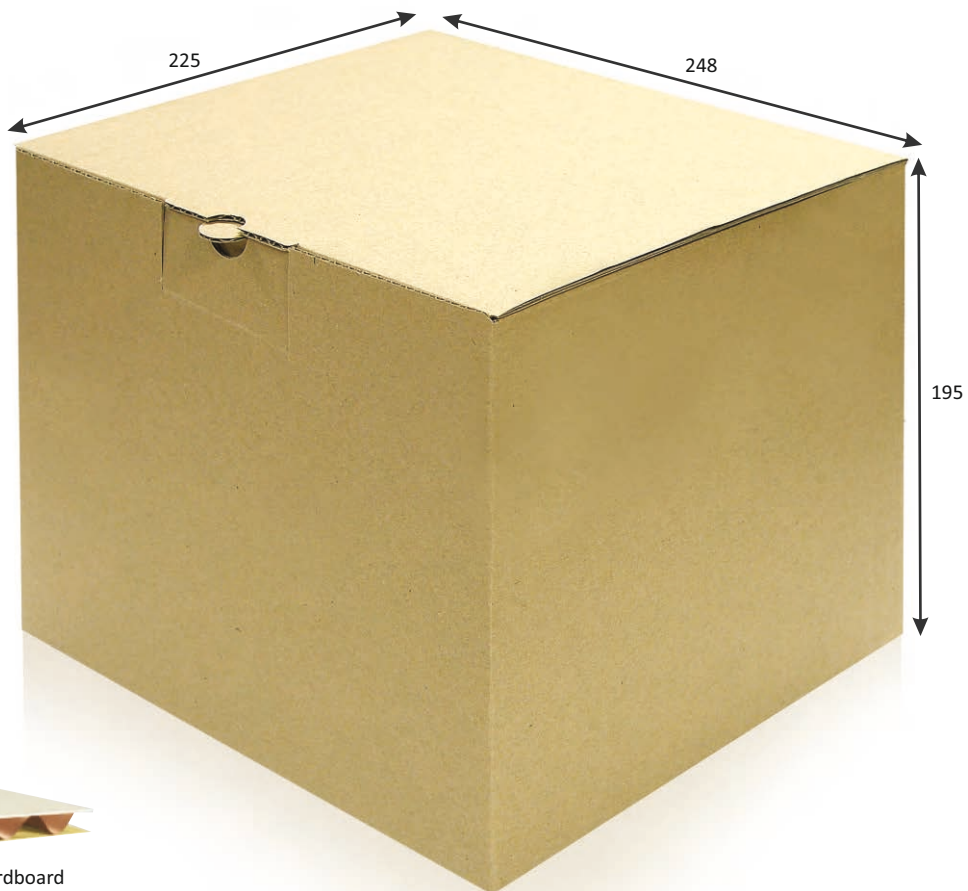
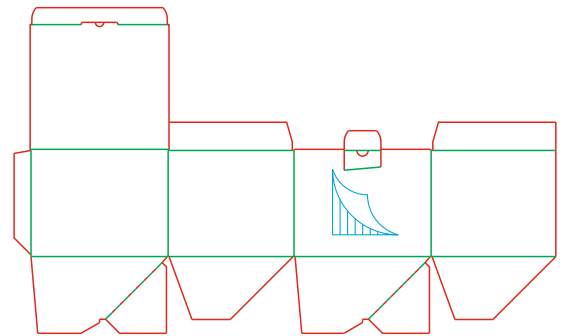

suggested use	alternator box
cardboard type	B flute
internal dimensions	190 x 185 x 190 mm
external dimensions	195 x 190 x 195 mm
flat dimensions	379 x 406 mm
box construction	FEFCO 0713
cardboard insert	-
tooling ID	130109H10



F035

F036



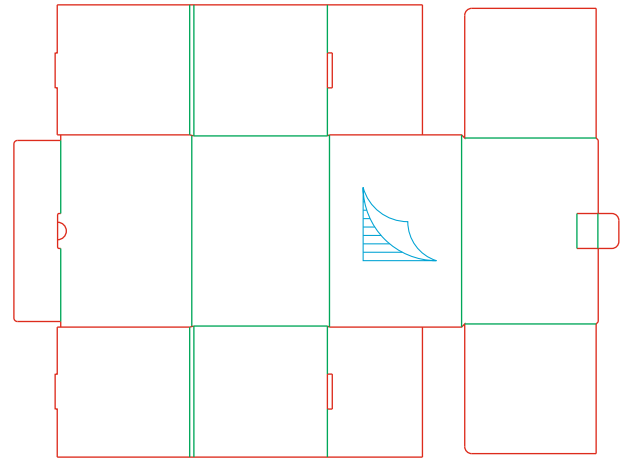

suggested use	alternator box
cardboard type	B flute
internal dimensions	240 x 220 x 185 mm
external dimensions	248 x 225 x 195 mm
flat dimensions	466 x 441 mm
box construction	FEFCO 0713
cardboard insert	-
tooling ID	130109H09



F036

F037

suggested use	alternator box
cardboard type	B flute
internal dimensions	250 x 186 x 190 mm
external dimensions	275 x 193 x 200 mm
flat dimensions	647 x 865 mm
box construction	FEFCO 0470
cardboard insert	W037
tooling ID	130412A03


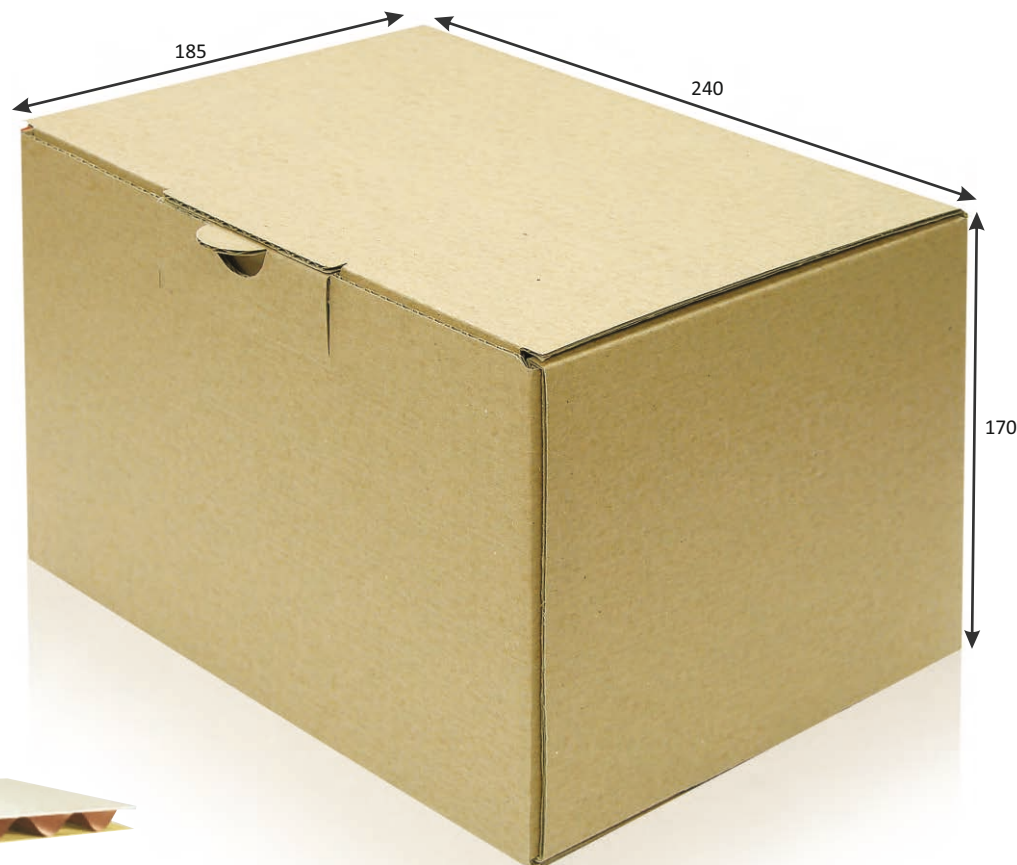
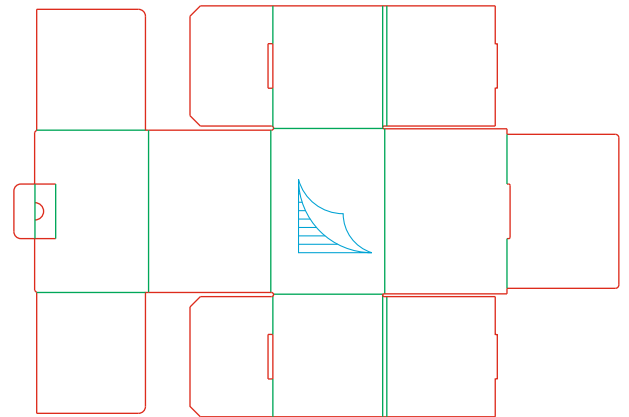



single corrugated cardboard
B flute

F037

F038



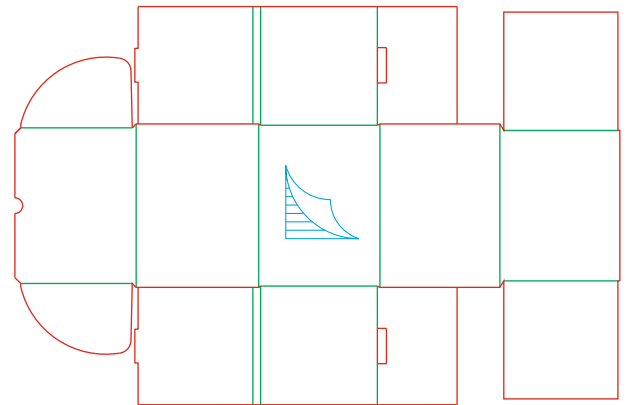
suggested use	alternator box
cardboard type	B flute
internal dimensions	225 x 175 x 160 mm
external dimensions	240 x 185 x 170 mm
flat dimensions	595 x 876 mm
box construction	FEFCO 0470
cardboard insert	-
tooling ID	130322B02



F038

F039


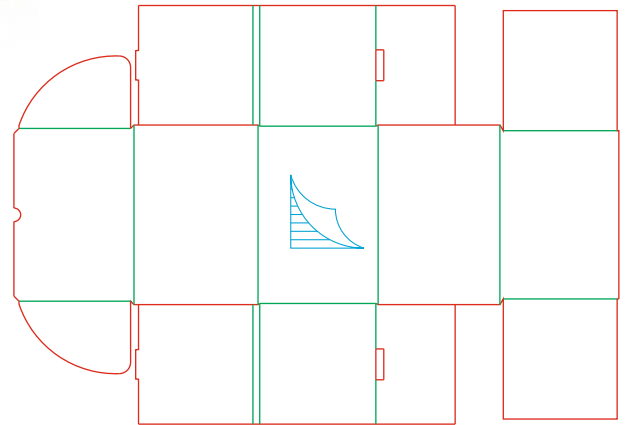
suggested use	alternator box
cardboard type	EB flute
internal dimensions	220 x 180 x 175 mm
external dimensions	252 x 190 x 190 mm
flat dimensions	614 x 933 mm
box construction	FEFCO 0471
cardboard insert	W039
tooling ID	130719E04



F039

F039A

suggested use	alternator box
cardboard type	EB flute
internal dimensions	285 x 210 x 200 mm
external dimensions	317 x 220 x 220 mm
flat dimensions	739 x 1068 mm
box construction	FEFCO 0471
cardboard insert	W039A
tooling ID	130719E05



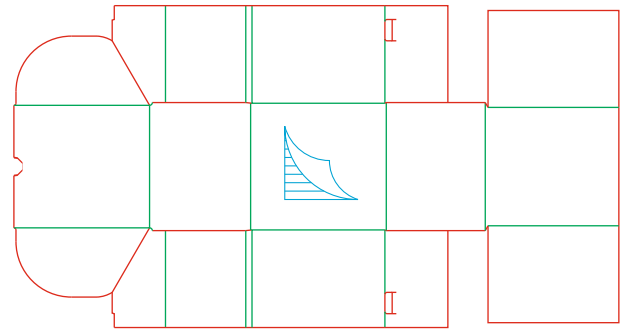



double corrugated cardboard
EB flute

F039A

F039B


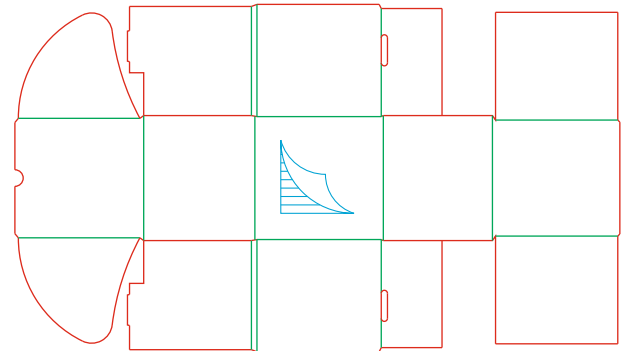

suggested use	alternator box
cardboard type	B flute
internal dimensions	160 x 140 x 190 mm
external dimensions	185 x 145 x 197 mm
flat dimensions	465 x 874 mm
box construction	FEFCO 0471
cardboard insert	-
tooling ID	131007H16



F039B

F039C

suggested use	alternator box
cardboard type	B flute
internal dimensions	160 x 155 x 180 mm
external dimensions	180 x 160 x 185 mm
flat dimensions	503 x 876 mm
box construction	FEFCO 0471
cardboard insert	-
tooling ID	130128R02

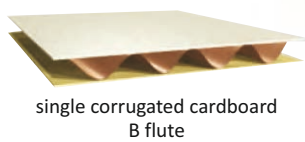

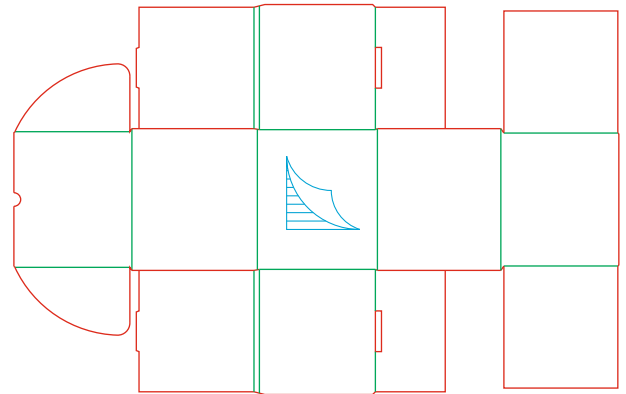


single corrugated cardboard
B flute

F039C

F039D

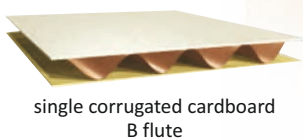

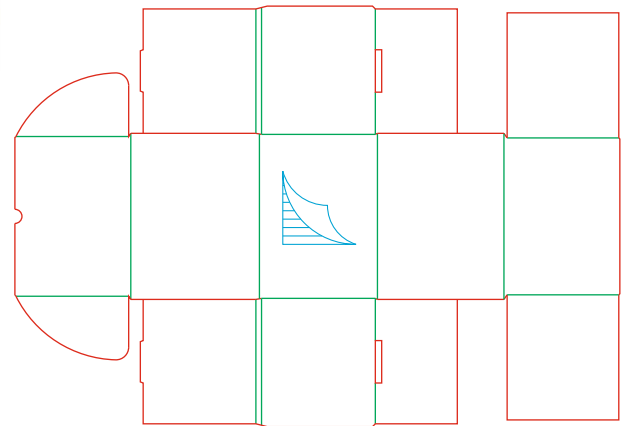
suggested use	alternator box
cardboard type	B flute
internal dimensions	187 x 177 x 170 mm
external dimensions	210 x 185 x 180 mm
flat dimensions	575 x 892 mm
box construction	FEFCO 0471
cardboard insert	-
tooling ID	140219H10



F039D

F039E



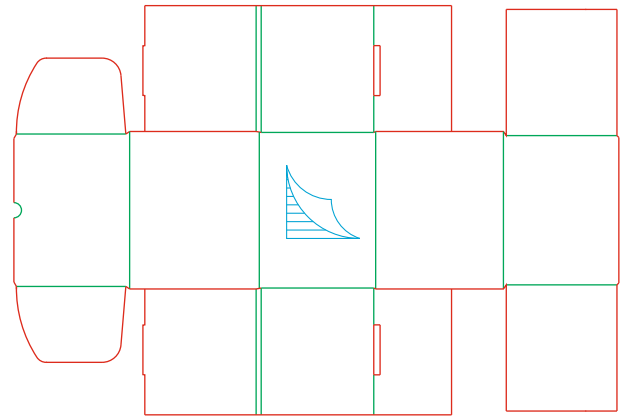

suggested use	alternator box
cardboard type	B flute
internal dimensions	210 x 175 x 163 mm
external dimensions	235 x 185 x 170 mm
flat dimensions	595 x 856 mm
box construction	FEFCO 0471
cardboard insert	-
tooling ID	140219H15



F039E

F039F



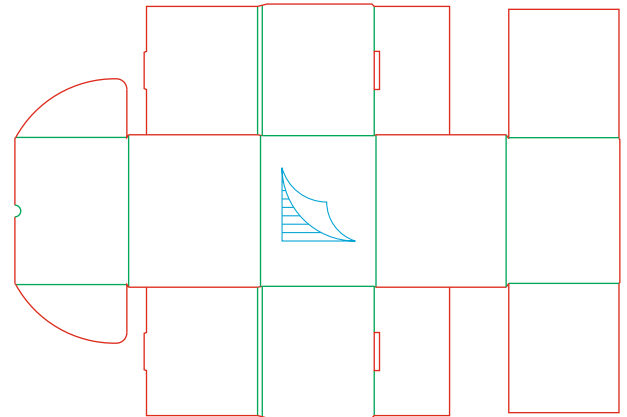
suggested use	alternator box
cardboard type	B flute
internal dimensions	227 x 200 x 175 mm
external dimensions	248 x 205 x 185 mm
flat dimensions	647 x 956 mm
box construction	FEFCO 0471
cardboard insert	-
tooling ID	131007H15



F039F

F039G

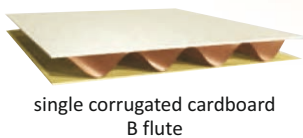

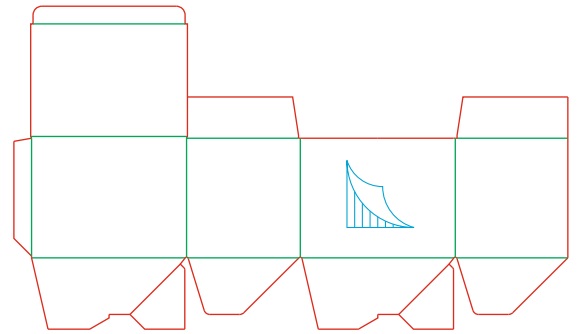
suggested use	alternator box
cardboard type	B flute
internal dimensions	235 x 220 x 190 mm
external dimensions	260 x 225 x 200 mm
flat dimensions	706 x 1032 mm
box construction	FEFCO 0471
cardboard insert	W019
tooling ID	140219H17



F039G

F039H

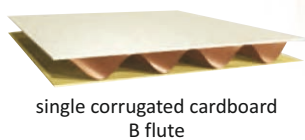

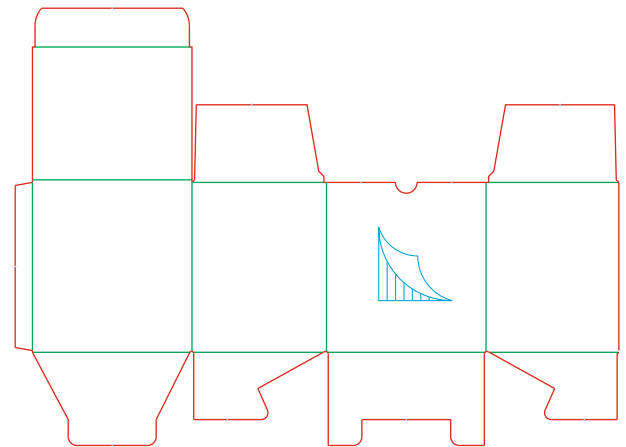

suggested use	alternator box
cardboard type	B flute
internal dimensions	260 x 190 x 200 mm
external dimensions	266 x 197 x 210 mm
flat dimensions	456 x 427 mm
box construction	FEFCO 0713
cardboard insert	W039H
tooling ID	140403C01



F039H

F039I

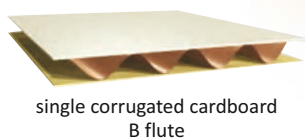

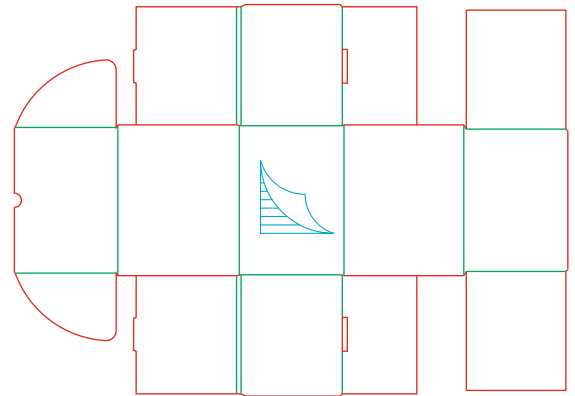
suggested use	alternator box
cardboard type	B flute
internal dimensions	180 x 150 x 190 mm
external dimensions	185 x 160 x 200 mm
flat dimensions	341 x 507 mm
box construction	FEFCO 0215
cardboard insert	-
tooling ID	140320C04



F039I

F039J



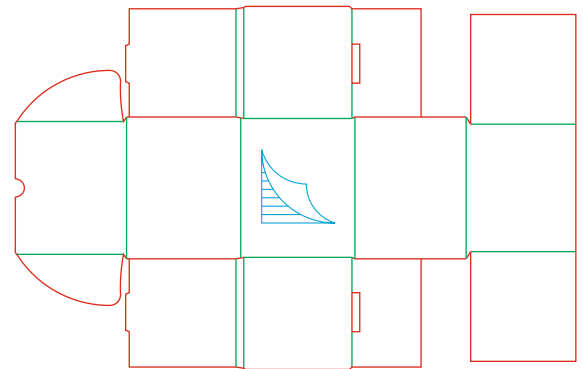
suggested use	alternator box
cardboard type	B flute
internal dimensions	255 x 210 x 180 mm
external dimensions	265 x 215 x 185 mm
flat dimensions	696 x 984 mm
box construction	FEFCO 0471
cardboard insert	W039J
tooling ID	140901H01



F039J

F039K



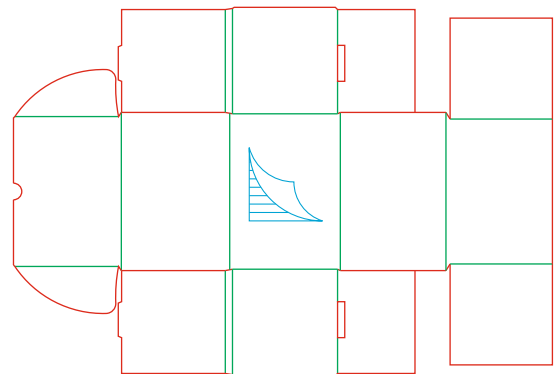
suggested use	alternator box
cardboard type	EB flute
internal dimensions	200 x 180 x 180 mm
external dimensions	235 x 193 x 193 mm
flat dimensions	604 x 932 mm
box construction	FEFCO 0471
cardboard insert	W010
tooling ID	160114H20



F039K

F039L

suggested use	alternator box
cardboard type	EB flute
internal dimensions	250 x 185 x 190 mm
external dimensions	290 x 193 x 203 mm
flat dimensions	666 x 974 mm
box construction	FEFCO 0471
cardboard insert	W013
tooling ID	160114H19


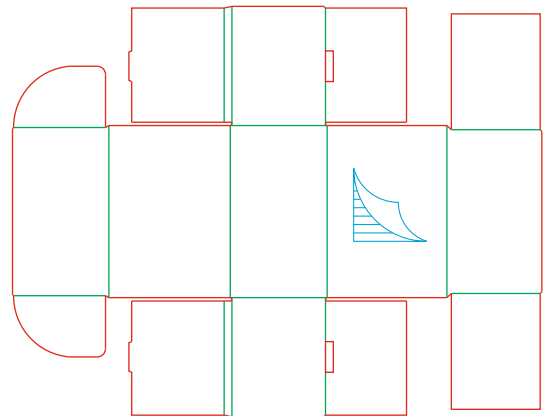


F039L



F039M

suggested use	alternator box
cardboard type	EB flute
internal dimensions	280 x 210 x 167 mm
external dimensions	310 x 220 x 180 mm
flat dimentions	737 x 950 mm
box construction	FEFCO 0471
cardboard insert	-
tooling ID	160811U05



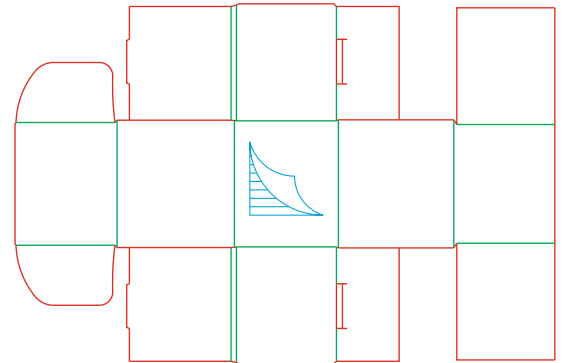


double corrugated cardboard
EB flute

F039M

F039N



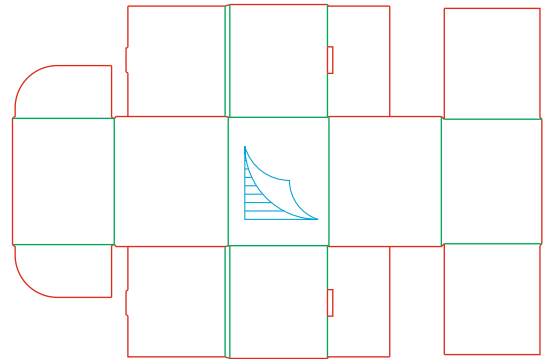
suggested use	alternator box
cardboard type	B flute
internal dimensions	170 x 170 x 150 mm
external dimensions	190 x 178 x 163 mm
flat dimensions	540 x 809 mm
box construction	FEFCO 0471
cardboard insert	-
tooling ID	160324H06



F039N

F0390

suggested use	alternator box
cardboard type	B flute
internal dimensions	220 x 210 x 185 mm
external dimensions	246 x 217 x 192 mm
flat dimensions	670 x 1003 mm
box construction	FEFCO 0471
cardboard insert	-
tooling ID	170327W07

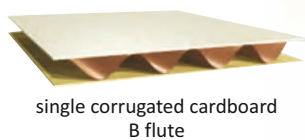

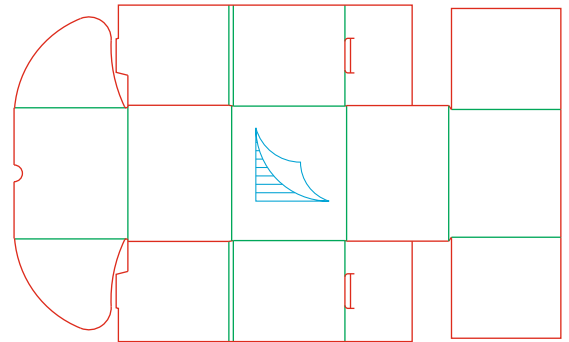


single corrugated cardboard
B flute


F0390

F039P

suggested use	alternator box
cardboard type	B flute
internal dimensions	220 x 180 x 200 mm
external dimensions	243 x 188 x 208 mm
flat dimensions	603 x 980 mm
box construction	FEFCO 0471
cardboard insert	W039P
tooling ID	170516C09



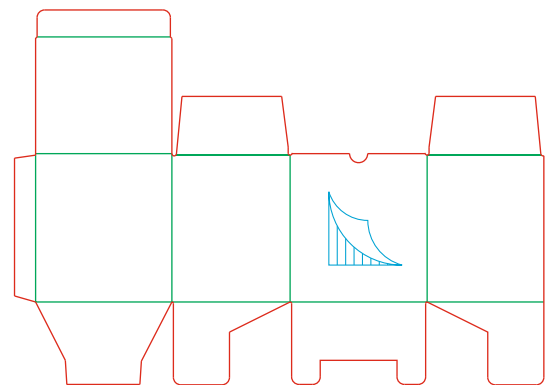


F039P



F039R

suggested use	alternator box
cardboard type	EE flute
internal dimensions	175 x 150 x 190 mm
external dimensions	180 x 160 x 200 mm
flat dimensions	338 x 388 mm
box construction	FEFCO 0215
cardboard insert	-
tooling ID	161011B12



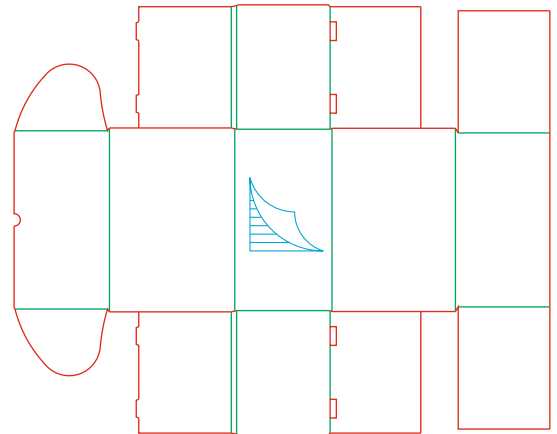


F039R



F039S

suggested use	alternator box
cardboard type	B flute
internal dimensions	270 x 195 x 150 mm
external dimensions	295 x 200 x 157 mm
flat dimensions	690 x 860 mm
box construction	FEFCO 0471
cardboard insert	-
tooling ID	170807U08



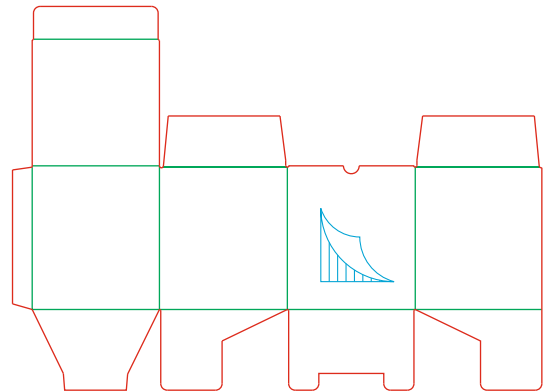



single corrugated cardboard
B flute

F039S

F039T

suggested use	alternator box
cardboard type	EE flute
internal dimensions	190 x 190 x 215 mm
external dimensions	195 x 197 x 220 mm
flat dimensions	389 x 462 mm
box construction	FEFCO 0215
cardboard insert	-
tooling ID	161011B15



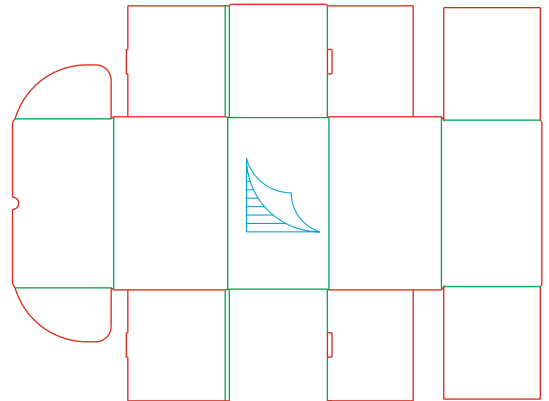


double corrugated cardboard
EE flute

F039T

F039U

suggested use	alternator box
cardboard type	B flute
internal dimensions	315 x 220 x 190 mm
external dimensions	340 x 225 x 200 mm
flat dimensions	775 x 1030 mm
box construction	FEFCO 0471
cardboard insert	-
tooling ID	180131E03



single corrugated cardboard
B flute



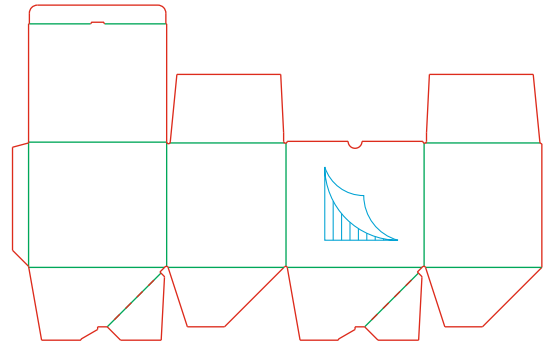
F039U

NEW



F039W


suggested use	alternator box
cardboard type	B flute
internal dimensions	255 x 218 x 230 mm
external dimensions	258 x 225 x 235 mm
flat dimensions	481 x 490 mm
box construction	FEFCO 0713
cardboard insert	-
tooling ID	190709J05



single corrugated cardboard
B flute



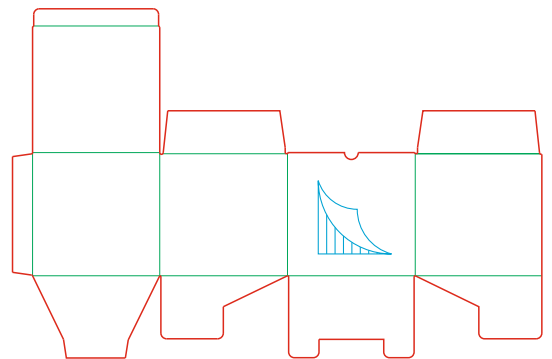
F039W

NEW



F039X

suggested use	alternator box
cardboard type	EE flute
internal dimensions	220 x 220 x 210 mm
external dimensions	225 x 225 x 215 mm
flat dimensions	445 x 466 mm
box construction	FEFCO 0215
cardboard insert	-
tooling ID	191024I02



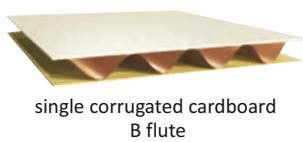

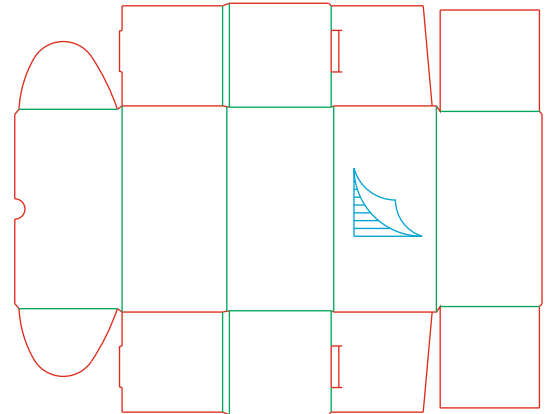

F039X



STARTER BOXES

F040

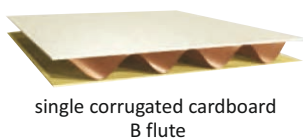

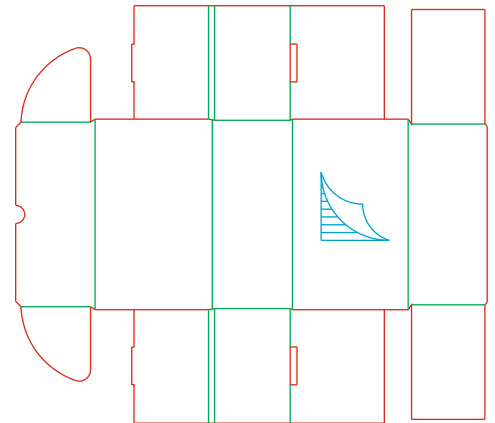

suggested use	starter box
cardboard type	B flute
internal dimensions	220 x 120 x 120 mm
external dimensions	244 x 127 x 130 mm
flat dimensions	485 x 621 mm
box construction	FEFCO 0471
cardboard insert	W040
tooling ID	90625Z02



F040

F041



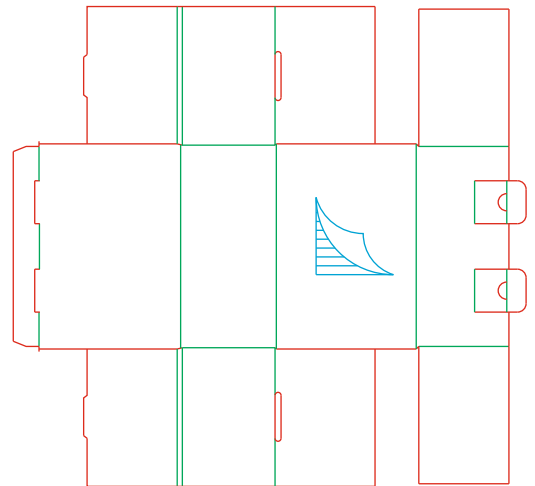

suggested use	starter box
cardboard type	B flute
internal dimensions	230 x 150 x 100 mm
external dimensions	253 x 158 x 110 mm
flat dimensions	552 x 623 mm
box construction	FEFCO 0471
cardboard insert	-
tooling ID	80311B01



F041

F042

suggested use	starter box
cardboard type	B flute
internal dimensions	220 x 160 x 105 mm
external dimensions	240 x 170 x 115 mm
flat dimensions	559 x 597 mm
box construction	FEFCO 0470
cardboard insert	-
tooling ID	70706G01

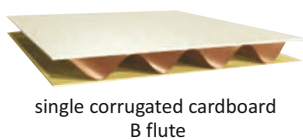

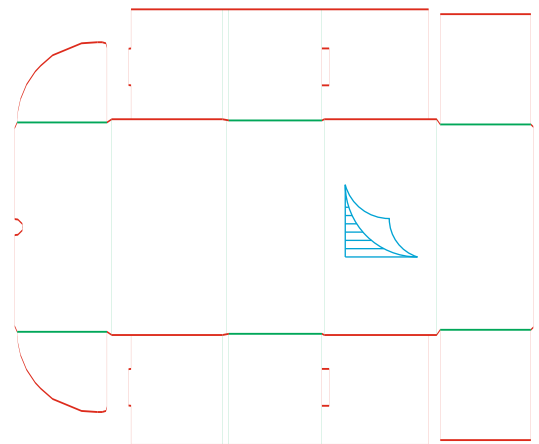


single corrugated cardboard
B flute

F042

F043



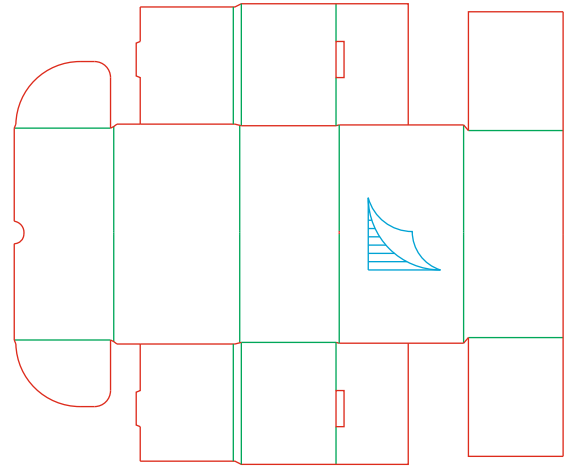
suggested use	starter box
cardboard type	B flute
internal dimensions	245 x 135 x 115 mm
external dimensions	270 x 146 x 124 mm
flat dimensions	543 x 646 mm
box construction	FEFCO 0471
cardboard insert	W043
tooling ID	80801004



F043

F044

suggested use	starter box
cardboard type	B flute
internal dimensions	250 x 150 x 120 mm
external dimensions	275 x 159 x 126 mm
flat dimensions	574 x 680 mm
box construction	FEFCO 0471
cardboard insert	W044
tooling ID	140203H07



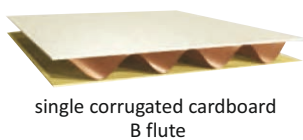

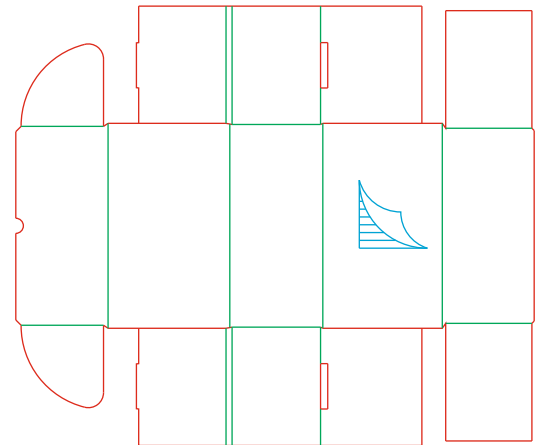
single corrugated cardboard
B flute

F044

STARTER BOXES

F045

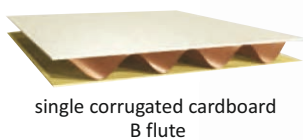

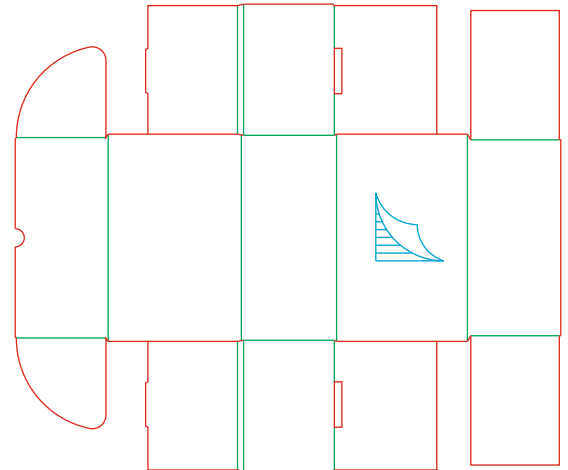
suggested use	starter box
cardboard type	B flute
internal dimensions	250 x 155 x 120 mm
external dimensions	272 x 163 x 126 mm
flat dimensions	581 x 685 mm
box construction	FEFCO 0471
cardboard insert	W044
tooling ID	70328S08



F045

F046

suggested use	starter box
cardboard type	B flute
internal dimensions	255 x 170 x 120 mm
external dimensions	275 x 178 x 129 mm
flat dimensions	618 x 721 mm
box construction	FEFCO 0471
cardboard insert	W046
tooling ID	100426H04

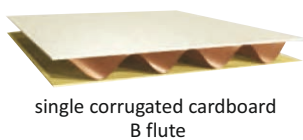

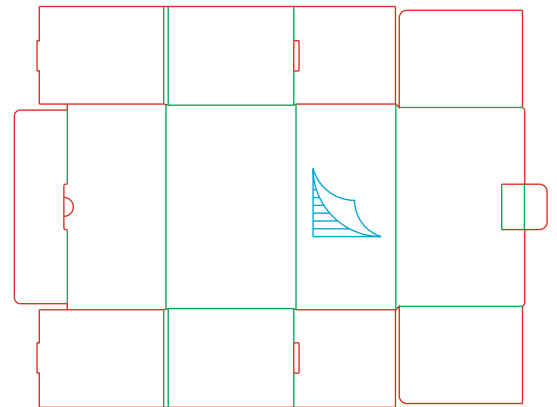


F046

STARTER BOXES

F047

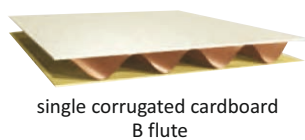

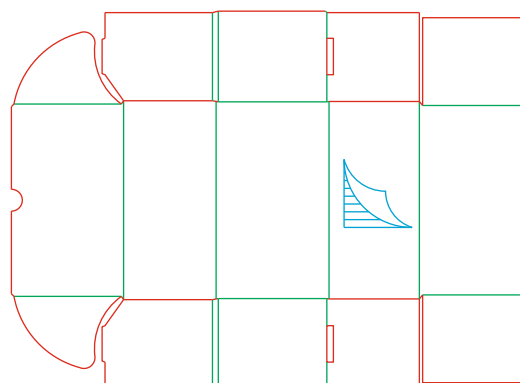
suggested use	starter box
cardboard type	B flute
internal dimensions	255 x 130 x 165 mm
external dimensions	273 x 135 x 176 mm
flat dimensions	530 x 704 mm
box construction	FEFCO 0470
cardboard insert	W047
tooling ID	90129Q05



F047

F048


suggested use	starter box
cardboard type	B flute
internal dimensions	250 x 120 x 150 mm
external dimensions	274 x 129 x 157 mm
flat dimensions	519 x 712 mm
box construction	FEFCO 0471
cardboard insert	W048
tooling ID	110324H15





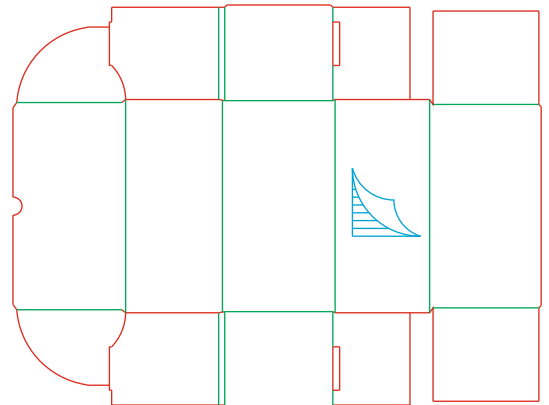
F048

STARTER BOXES

F049



suggested use	starter box
cardboard type	B flute
internal dimensions	260 x 125 x 140 mm
external dimensions	283 x 131 x 152 mm
flat dimensions	532 x 698 mm
box construction	FEFCO 0471
cardboard insert	-
tooling ID	90403Q04

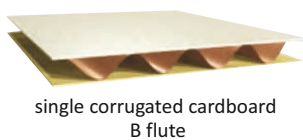

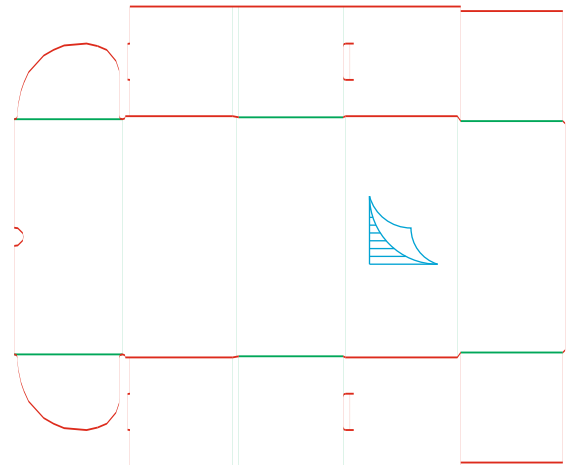


single corrugated cardboard
B flute

F049

F050

suggested use	starter box
cardboard type	B flute
internal dimensions	295 x 145 x 140 mm
external dimensions	320 x 154 x 147 mm
flat dimensions	609 x 728 mm
box construction	FEFCO 0471
cardboard insert	W082 (-255 mm)
tooling ID	80804C04

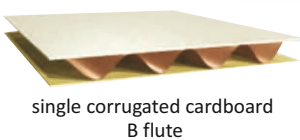

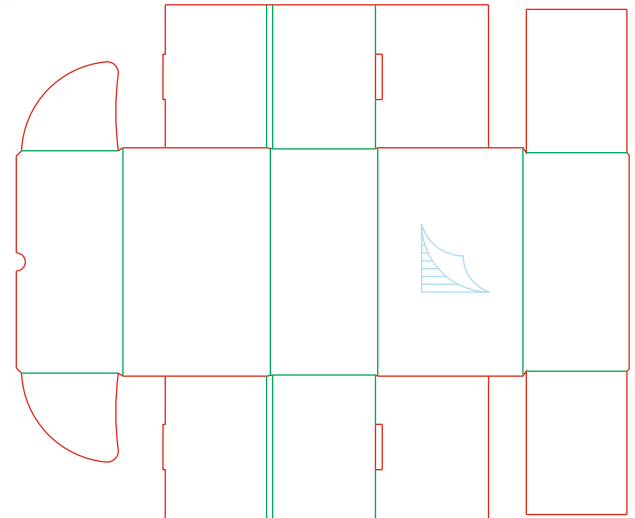



F050

STARTER BOXES

F051


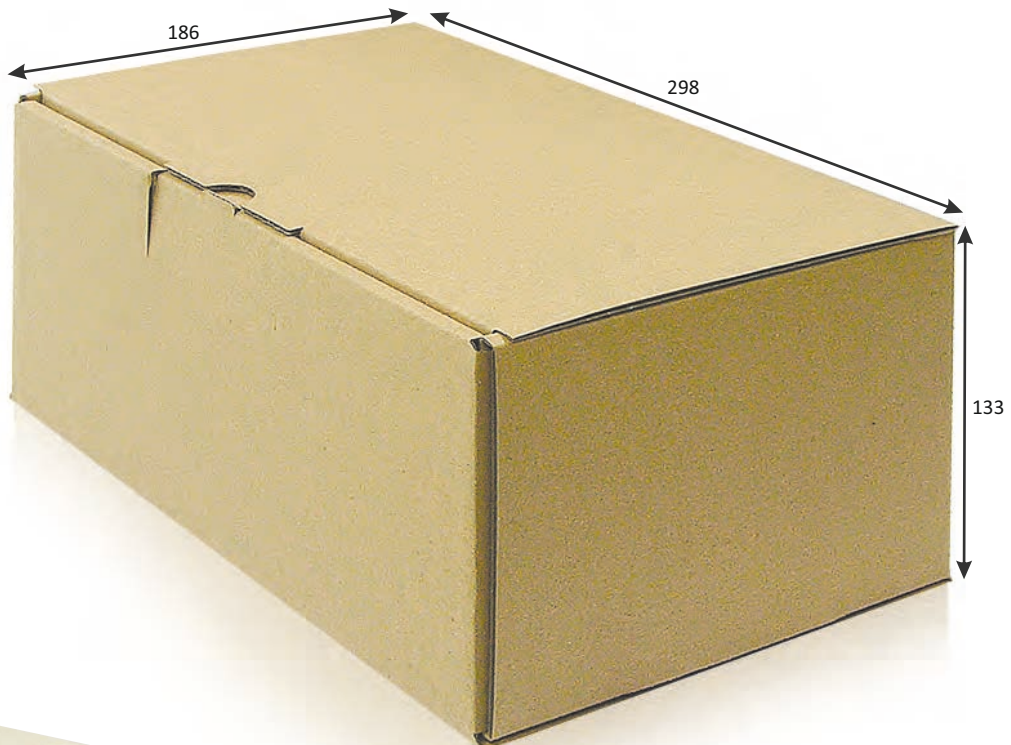
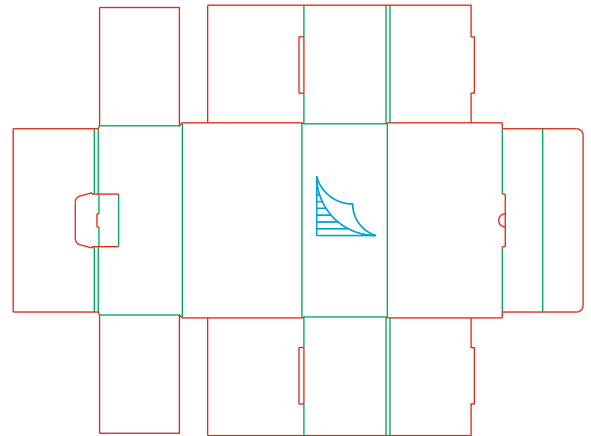
suggested use	starter box
cardboard type	B flute
internal dimensions	280 x 190 x 135 mm
external dimensions	303 x 198 x 144 mm
flat dimensions	680 x 810 mm
box construction	FEFCO 0471
cardboard insert	W051
tooling ID	80107J04



F051

F052

suggested use	starter box
cardboard type	B flute
internal dimensions	280 x 175 x 125 mm
external dimensions	298 x 186 x 133 mm
flat dimensions	655 x 867 mm
box construction	FEFCO 0470
cardboard insert	-
tooling ID	61019S06



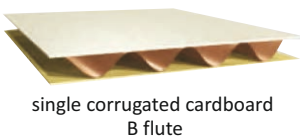

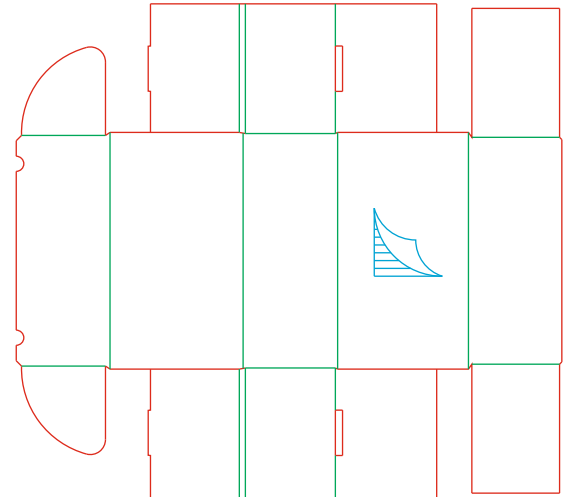
single corrugated cardboard
B flute

F052

STARTER BOXES

F053



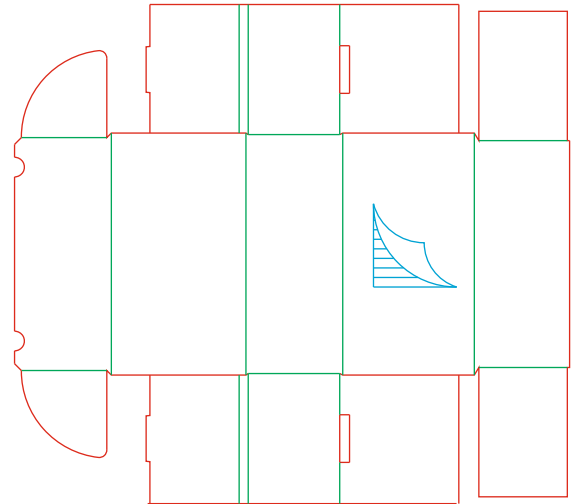
suggested use	starter box
cardboard type	B flute
internal dimensions	290 x 170 x 120 mm
external dimensions	313 x 178 x 127 mm
flat dimensions	653 x 721 mm
box construction	FEFCO 0471
cardboard insert	W053
tooling ID	70808K01



F053

F054

suggested use	starter box
cardboard type	EB flute
internal dimensions	290 x 170 x 120 mm
external dimensions	320 x 180 x 130 mm
flat dimensions	660 x 734 mm
box construction	FEFCO 0471
cardboard insert	W053
tooling ID	60902S04



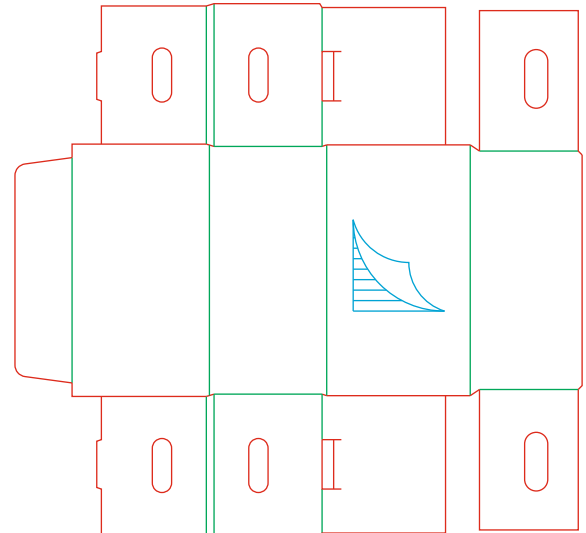


F054

STARTER BOXES

F055

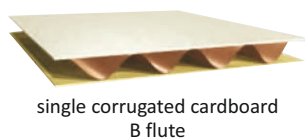

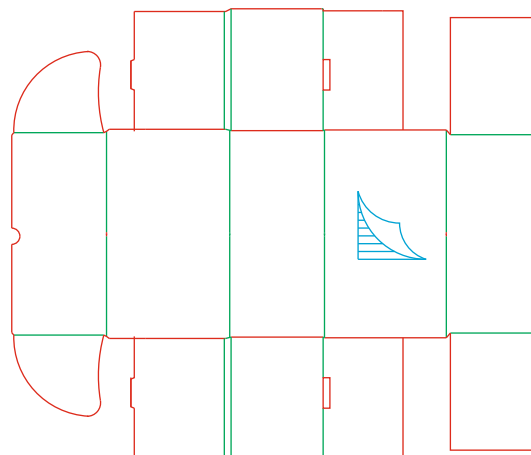
suggested use	starter box
cardboard type	BC flute
internal dimensions	290 x 180 x 135 mm
external dimensions	327 x 193 x 152 mm
flat dimensions	691 x 735 mm
box construction	FEFCO 0470
cardboard insert	-
tooling ID	110111H02



F055

F056

suggested use	starter box
cardboard type	B flute
internal dimensions	285 x 175 x 135 mm
external dimensions	310 x 185 x 144 mm
flat dimensions	664 x 777 mm
box construction	FEFCO 0471
cardboard insert	W051
tooling ID	140203H08

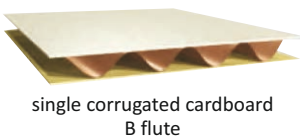

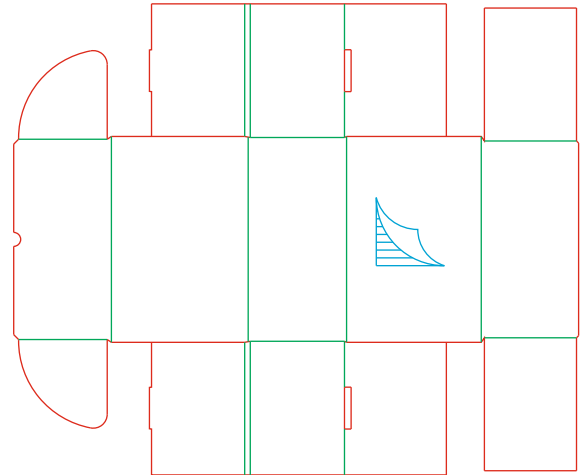


F056

STARTER BOXES

F057

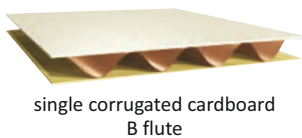

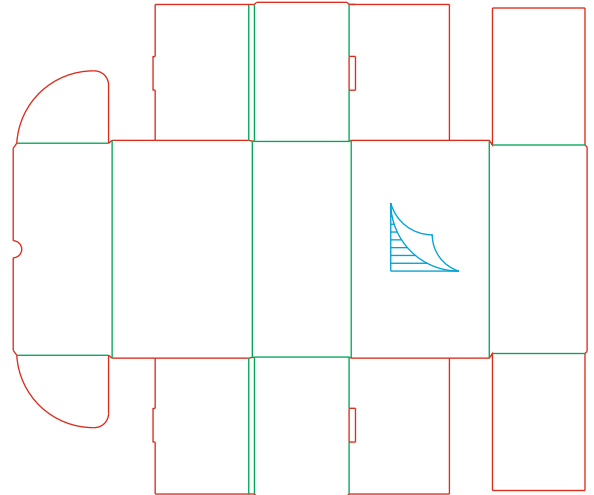

suggested use	starter box
cardboard type	B flute
internal dimensions	270 x 190 x 135 mm
external dimensions	295 x 198 x 143 mm
flat dimensions	675 x 809 mm
box construction	FEFCO 0471
cardboard insert	-
tooling ID	70328S09



F057

F058

suggested use	starter box
cardboard type	B flute
internal dimensions	285 x 190 x 130 mm
external dimensions	307 x 200 x 142 mm
flat dimensions	694 x 806 mm
box construction	FEFCO 0471
cardboard insert	W058
tooling ID	90708Q01



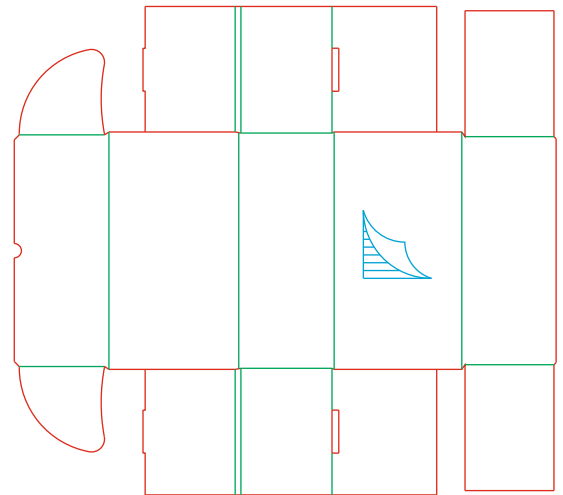


F058

STARTER BOXES

F059



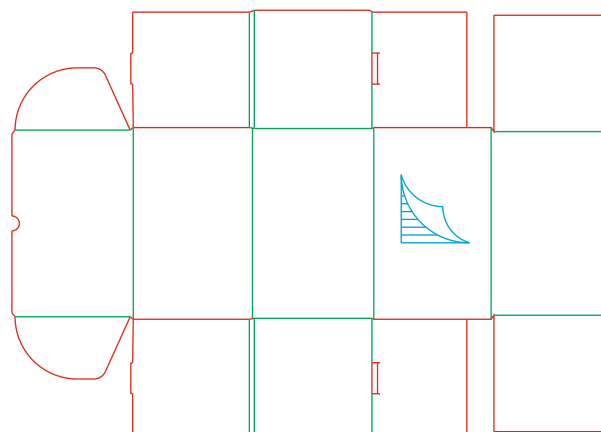

suggested use	starter box
cardboard type	B flute
internal dimensions	310 x 175 x 125 mm
external dimensions	333 x 183 x 133 mm
flat dimensions	681 x 755 mm
box construction	FEFCO 0471
cardboard insert	W059
tooling ID	100609Q04



F059

F060

suggested use	starter box
cardboard type	B flute
internal dimensions	285 x 185 x 190 mm
external dimensions	309 x 194 x 197 mm
flat dimensions	685 x 963 mm
box construction	FEFCO 0471
cardboard insert	W060
tooling ID	90626Z03




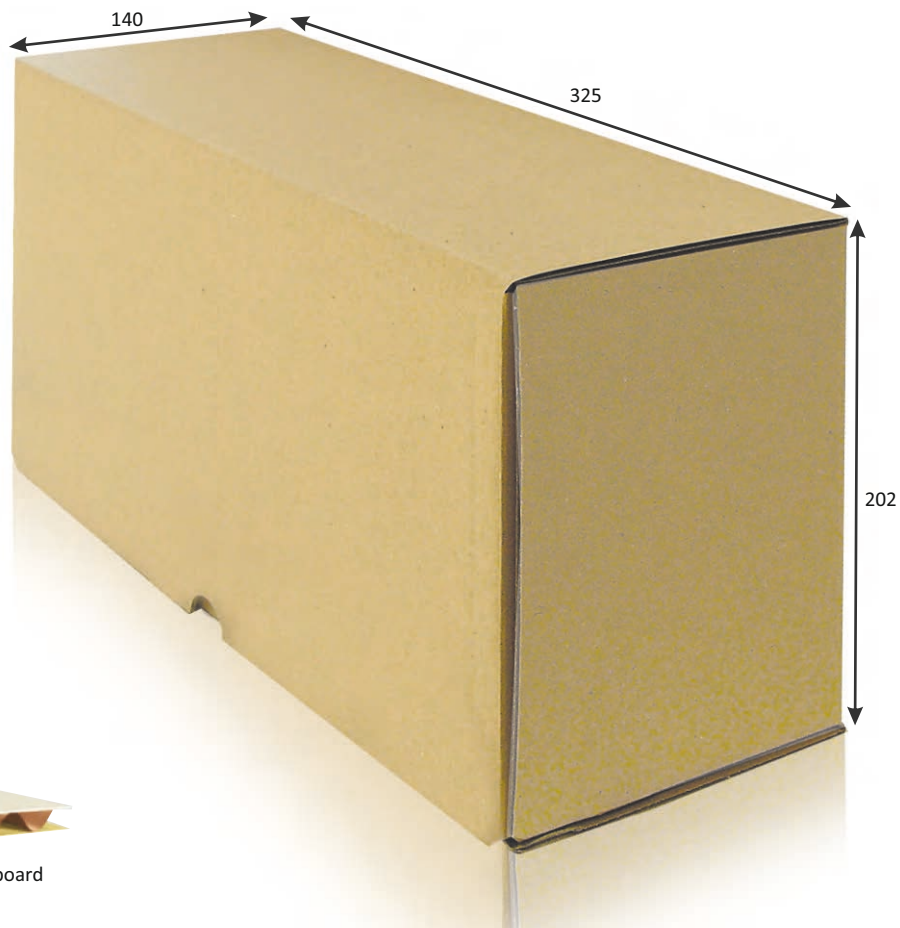
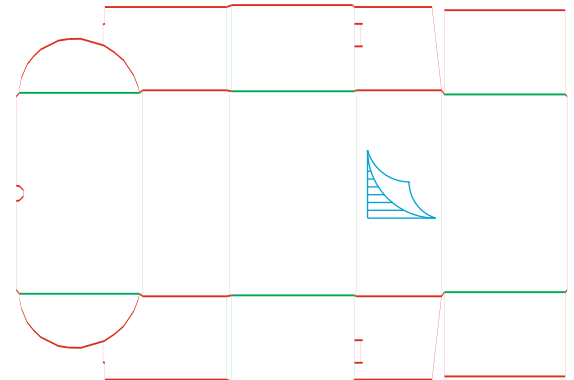
single corrugated cardboard
B flute

F060

STARTER BOXES

F061

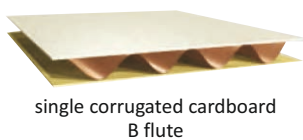

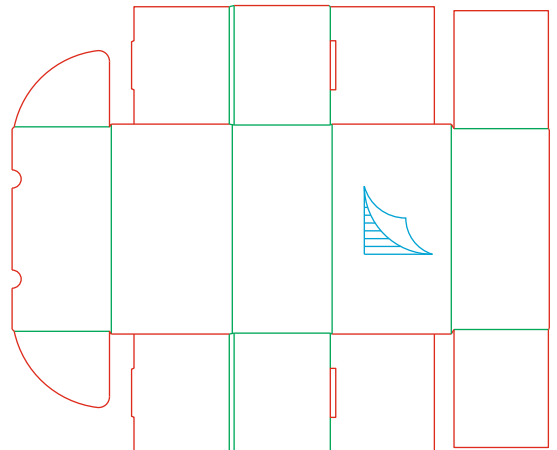
suggested use	starter box
cardboard type	B flute
internal dimensions	300 x 135 x 190 mm
external dimensions	325 x 140 x 202 mm
flat dimensions	592 x 866 mm
box construction	FEFCO 0471
cardboard insert	W061
tooling ID	90626Z01



F061

F062

suggested use	starter box
cardboard type	B flute
internal dimensions	325 x 195 x 158 mm
external dimensions	348 x 203 x 171 mm
flat dimensions	739 x 888 mm
box construction	FEFCO 0471
cardboard insert	-
tooling ID	110325H05



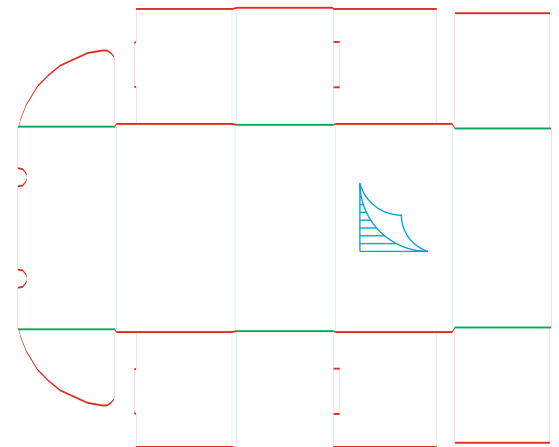


F062

STARTER BOXES

F063

suggested use	starter box
cardboard type	B flute
internal dimensions	320 x 190 x 160 mm
external dimensions	344 x 199 x 169 mm
flat dimensions	728 x 881 mm
box construction	FEFCO 0471
cardboard insert	-
tooling ID	100426H03



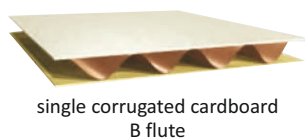
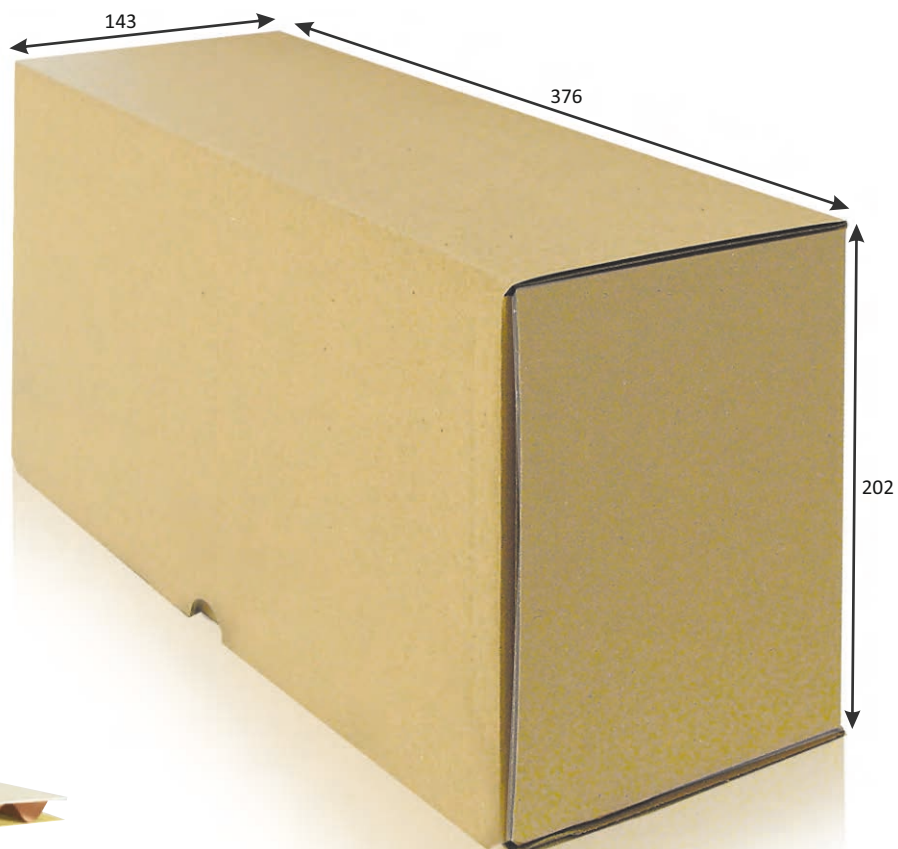
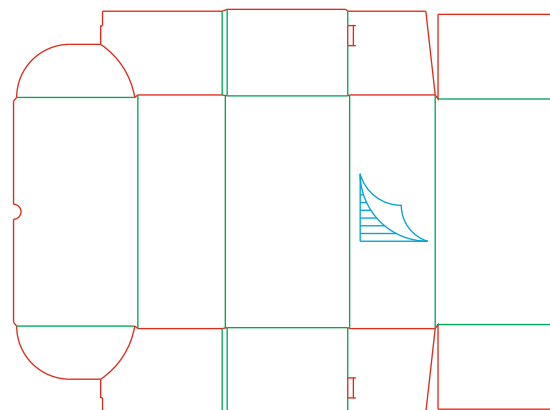
single corrugated cardboard
B flute

F063



F064

suggested use	starter box
cardboard type	B flute
internal dimensions	350 x 135 x 190 mm
external dimensions	376 x 143 x 202 mm
flat dimensions	648 x 872 mm
box construction	FEFCO 0471
cardboard insert	W064
tooling ID	90626Z04



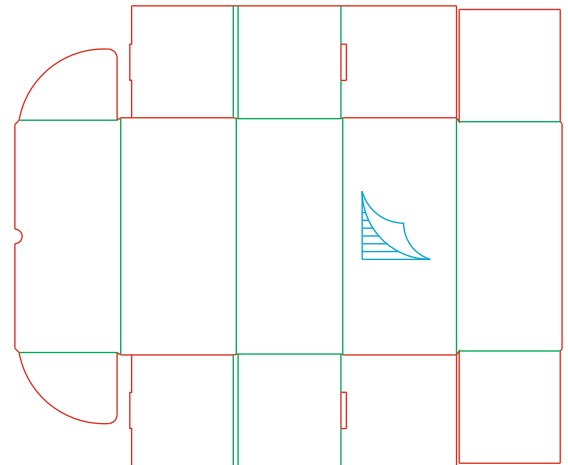


F064

STARTER BOXES

F065



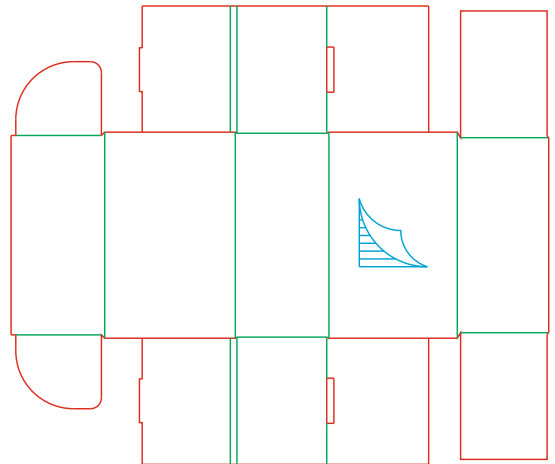
suggested use	starter box
cardboard type	B flute
internal dimensions	370 x 185 x 170 mm
external dimensions	393 x 193 x 182 mm
flat dimensions	762 x 904 mm
box construction	FEFCO 0471
cardboard insert	W065
tooling ID	80226B04



F065

F066

suggested use	starter box
cardboard type	EB flute
internal dimensions	340 x 230 x 160 mm
external dimensions	374 x 239 x 175 mm
flat dimensions	832 x 976 mm
box construction	FEFCO 0471
cardboard insert	W066
tooling ID	80110D02



double corrugated cardboard
EB flute



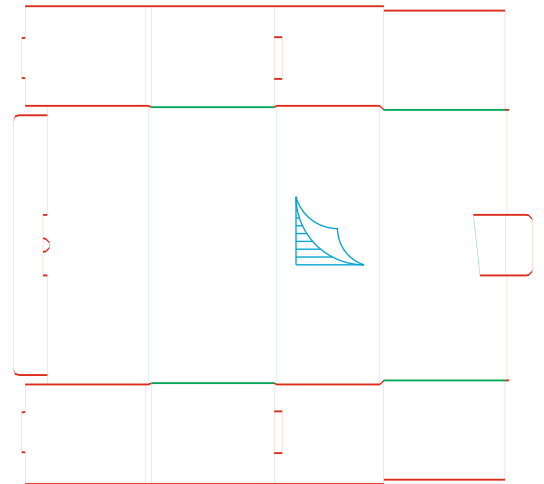
F066

STARTER BOXES

F067



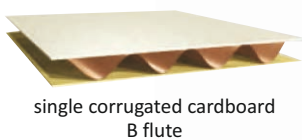

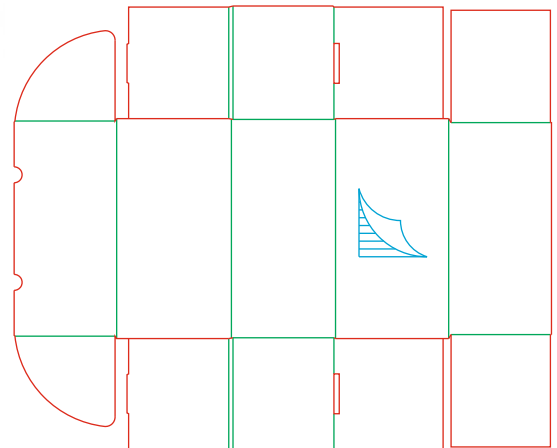
suggested use	starter box
cardboard type	EB flute
internal dimensions	385 x 150 x 185 mm
external dimensions	415 x 157 x 193 mm
flat dimensions	710 x 771 mm
box construction	FEFCO 0470
cardboard insert	W067
tooling ID	90129C06



F067

F068

suggested use	starter box
cardboard type	B flute
internal dimensions	390 x 210 x 190 mm
external dimensions	414 x 219 x 200 mm
flat dimensions	838 x 1011 mm
box construction	FEFCO 0471
cardboard insert	-
tooling ID	100426H02



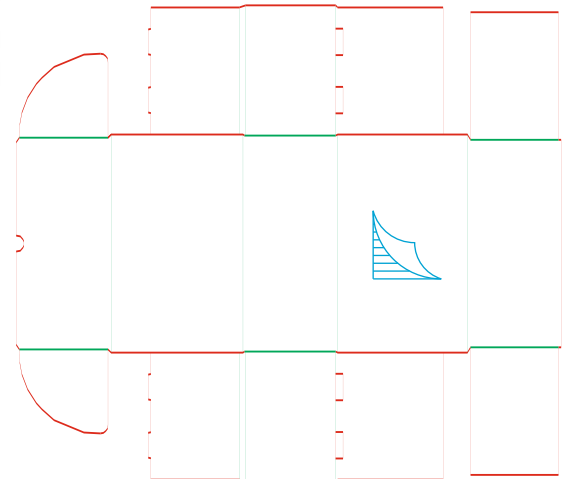


F068

STARTER BOXES

F069



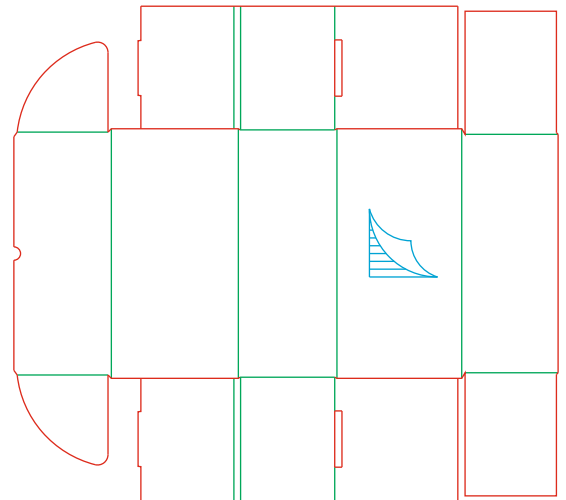
suggested use	starter box
cardboard type	EB flute
internal dimensions	380 x 240 x 170 mm
external dimensions	413 x 252 x 183 mm
flat dimensions	900 x 1029 mm
box construction	FEFCO 0471
cardboard insert	-
tooling ID	80701J08



F069

F070

suggested use	starter box
cardboard type	EB flute
internal dimensions	415 x 220 x 170 mm
external dimensions	449 x 230 x 181 mm
flat dimensions	888 x 977 mm
box construction	FEFCO 0471
cardboard insert	W070
tooling ID	100518Q04



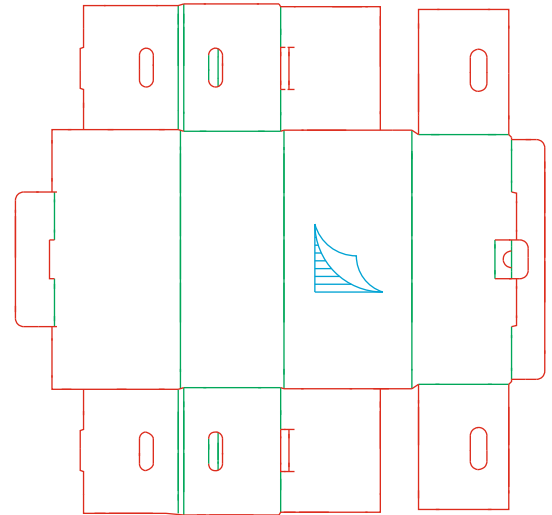


F070

STARTER BOXES

F071



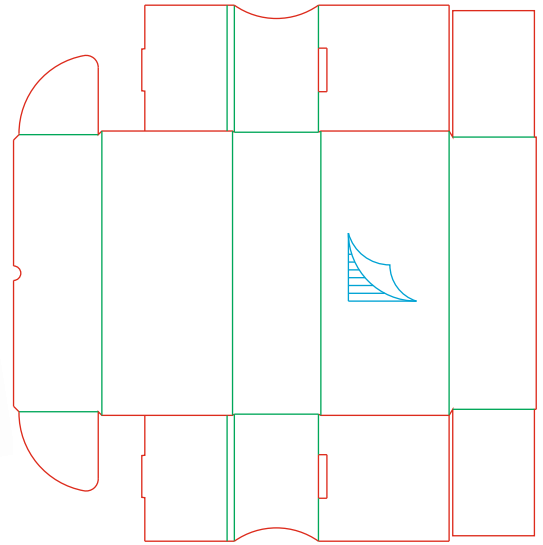

suggested use	starter box
cardboard type	BC flute
internal dimensions	435 x 230 x 170 mm
external dimensions	469 x 236 x 192 mm
flat dimensions	923 x 956 mm
box construction	FEFCO 0470
cardboard insert	-
tooling ID	101029H07



F071

F072

suggested use	starter box
cardboard type	EB flute
internal dimensions	440 x 210 x 140 mm
external dimensions	470 x 220 x 153 mm
flat dimensions	886 x 864 mm
box construction	FEFCO 0471
cardboard insert	W072
tooling ID	70117S02



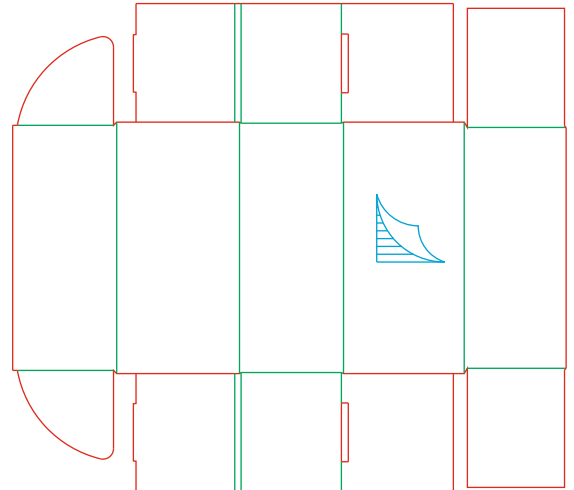


F072

STARTER BOXES

F073



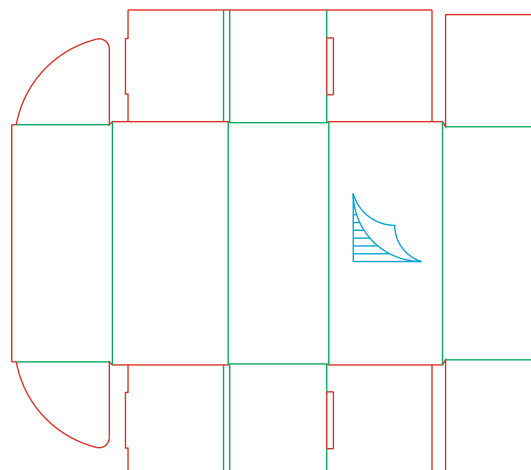
suggested use	starter box
cardboard type	EB flute
internal dimensions	445 x 225 x 185 mm
external dimensions	476 x 234 x 199 mm
flat dimensions	923 x 1045 mm
box construction	FEFCO 0471
cardboard insert	W073
tooling ID	80114B01



F073

F074

suggested use	starter box
cardboard type	EB flute
internal dimensions	440 x 220 x 190 mm
external dimensions	476 x 227 x 201 mm
flat dimensions	911 x 1033 mm
box construction	FEFCO 0471
cardboard insert	-
tooling ID	71211B02



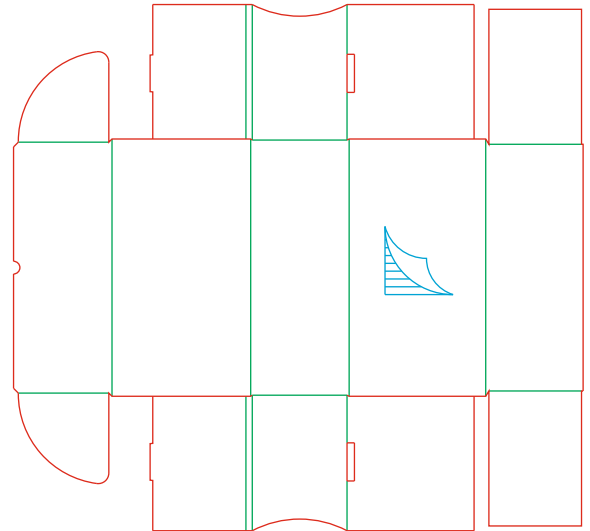


F074

STARTER BOXES

F075


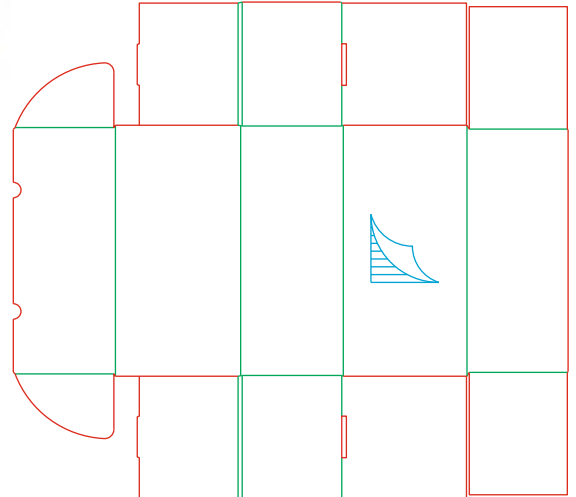
suggested use	starter box
cardboard type	EB flute
internal dimensions	455 x 255 x 180 mm
external dimensions	486 x 264 x 191 mm
flat dimensions	994 x 1076 mm
box construction	FEFCO 0471
cardboard insert	W075
tooling ID	70117S04



F075

F076

suggested use	starter box
cardboard type	B flute
internal dimensions	465 x 240 x 190 mm
external dimensions	490 x 247 x 206 mm
flat dimensions	969 x 1081 mm
box construction	FEFCO 0471
cardboard insert	W076
tooling ID	110325H03





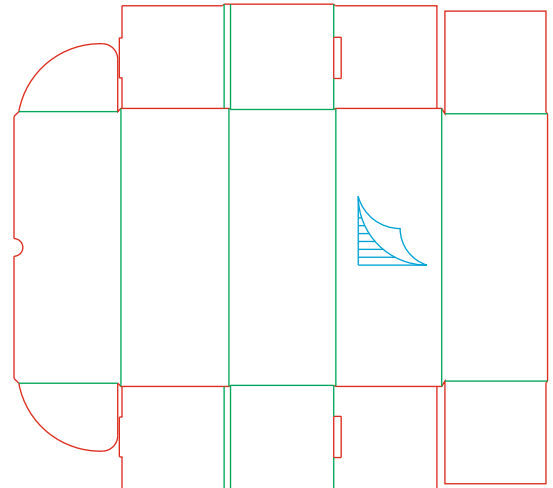
single corrugated cardboard
B flute

F076

STARTER BOXES

F077



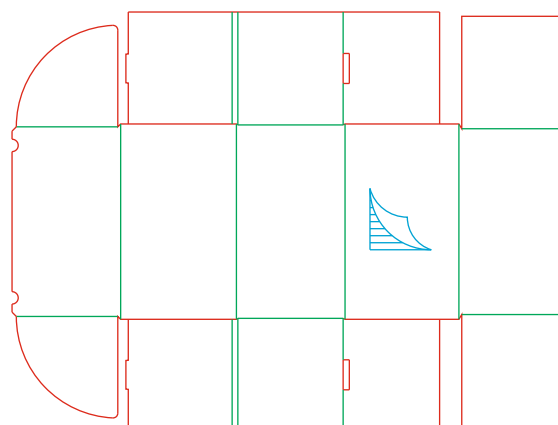

suggested use	starter box
cardboard type	EB flute
internal dimensions	490 x 195 x 190 mm
external dimensions	520 x 205 x 205 mm
flat dimensions	910 x 998 mm
box construction	FEFCO 0471
cardboard insert	W077
tooling ID	90505Q04



F077

F078

suggested use	starter box
cardboard type	EB flute
internal dimensions	380 x 235 x 220 mm
external dimensions	410 x 245 x 231 mm
flat dimensions	880 x 1164 mm
box construction	FEFCO 0471
cardboard insert	W078
tooling ID	60902S05



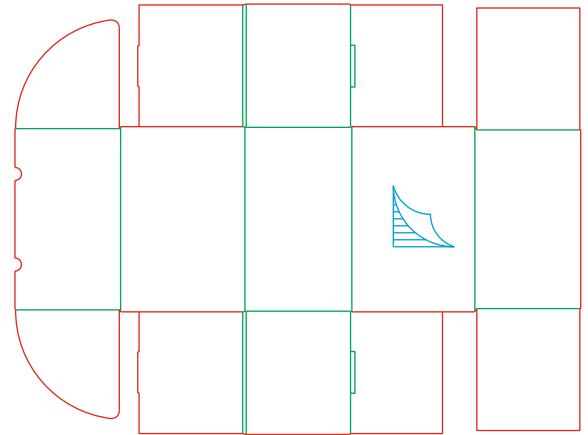


F078

STARTER BOXES

F079



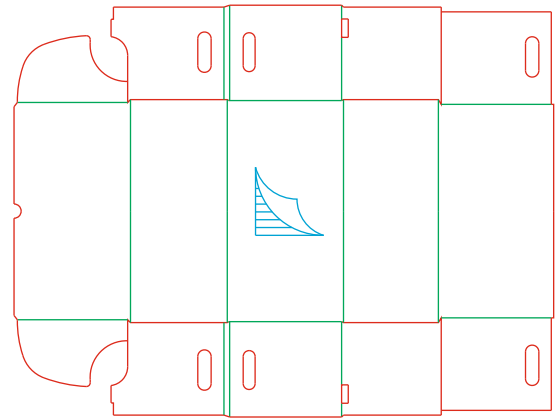
suggested use	starter box
cardboard type	B flute
internal dimensions	405 x 280 x 240 mm
external dimensions	427 x 288 x 251 mm
flat dimensions	990 x 1301 mm
box construction	FEFCO 0471
cardboard insert	W079
tooling ID	100426H01



F079

F080

suggested use	starter box
cardboard type	EB flute
internal dimensions	440 x 195 x 235 mm
external dimensions	470 x 207 x 250 mm
flat dimensions	868 x 1137 mm
box construction	FEFCO 0471
cardboard insert	W080
tooling ID	80526C03





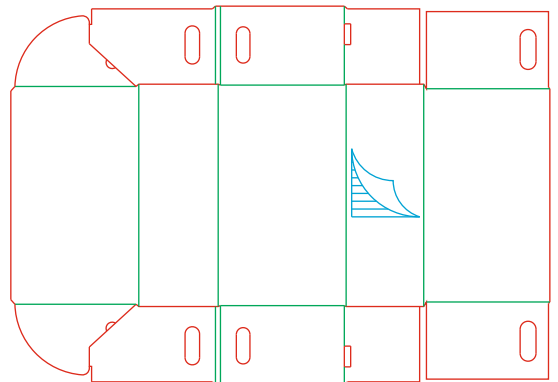
F080

STARTER BOXES



F081



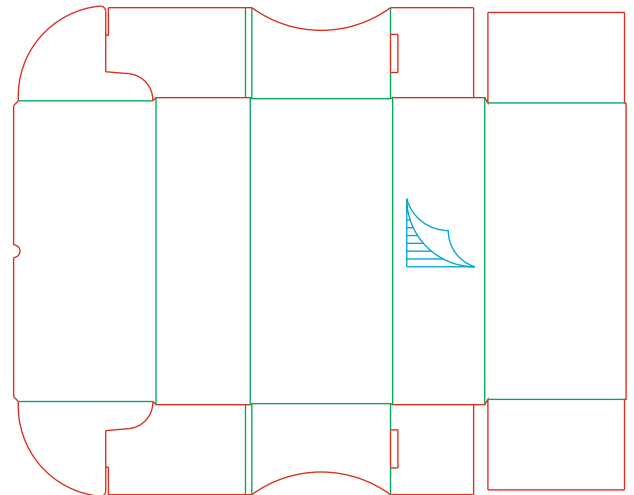
suggested use	starter box
cardboard type	EB flute
internal dimensions	460 x 170 x 270 mm
external dimensions	490 x 177 x 287 mm
flat dimensions	834 x 1188 mm
box construction	FEFCO 0471
cardboard insert	W081
tooling ID	90625H01



F081

F082

suggested use	starter box
cardboard type	EB flute
internal dimensions	545 x 170 x 260 mm
external dimensions	580 x 181 x 272 mm
flat dimensions	926 x 1157 mm
box construction	FEFCO 0471
cardboard insert	W082
tooling ID	70427K03



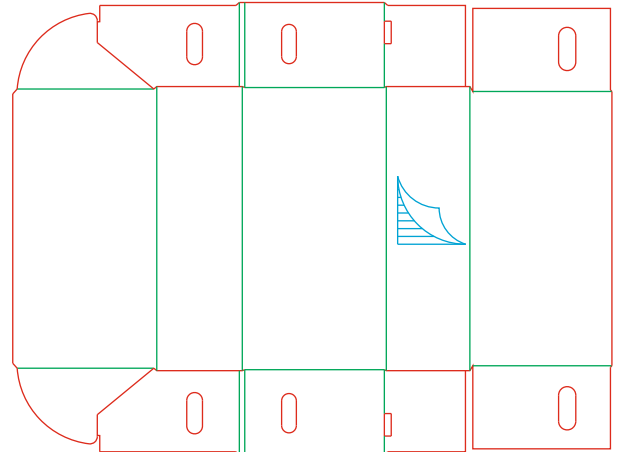


F082

STARTER BOXES

F083



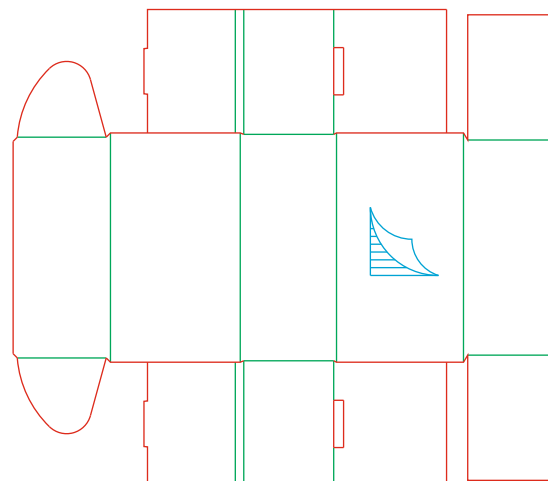

suggested use	starter box
cardboard type	EB flute
internal dimensions	550 x 170 x 285 mm
external dimensions	579 x 177 x 297 mm
flat dimensions	920 x 1219 mm
box construction	FEFCO 0471
cardboard insert	W083
tooling ID	90625H03



F083

F084

suggested use	starter box
cardboard type	EB flute
internal dimensions	295 x 175 x 130 mm
external dimensions	325 x 186 x 140 mm
flat dimensions	675 x 773 mm
box construction	FEFCO 0471
cardboard insert	W084
tooling ID	111128R08



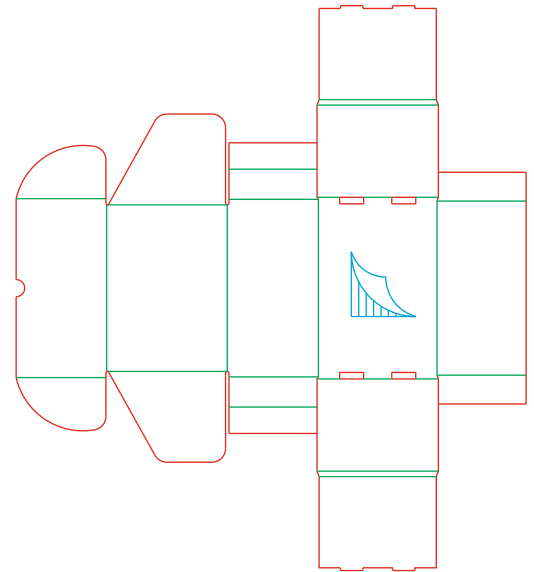


F084

STARTER BOXES

F085

suggested use	starter box
cardboard type	B flute
internal dimensions	250 x 175 x 135 mm
external dimensions	269 x 177 x 136 mm
flat dimensions	824 x 744 mm
box construction	FEFCO 0427
cardboard insert	-
tooling ID	100304S02



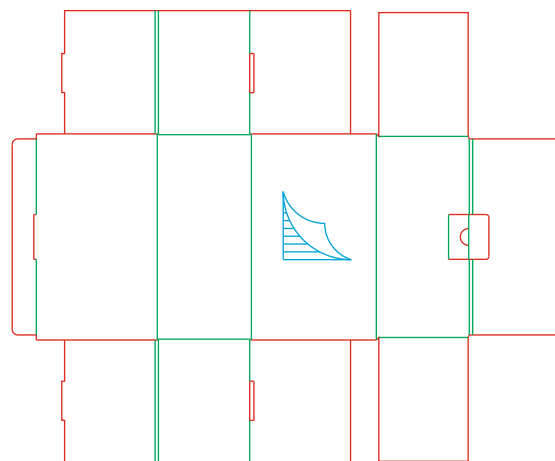


F085



F086

suggested use	starter box
cardboard type	B flute
internal dimensions	350 x 215 x 165 mm
external dimensions	368 x 226 x 170 mm
flat dimensions	808 x 983 mm
box construction	FEFCO 0470
cardboard insert	W086
tooling ID	120320E07



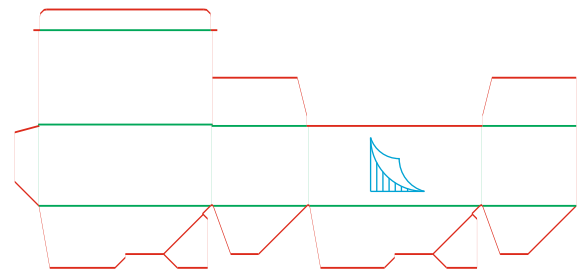


F086

STARTER BOXES

F087


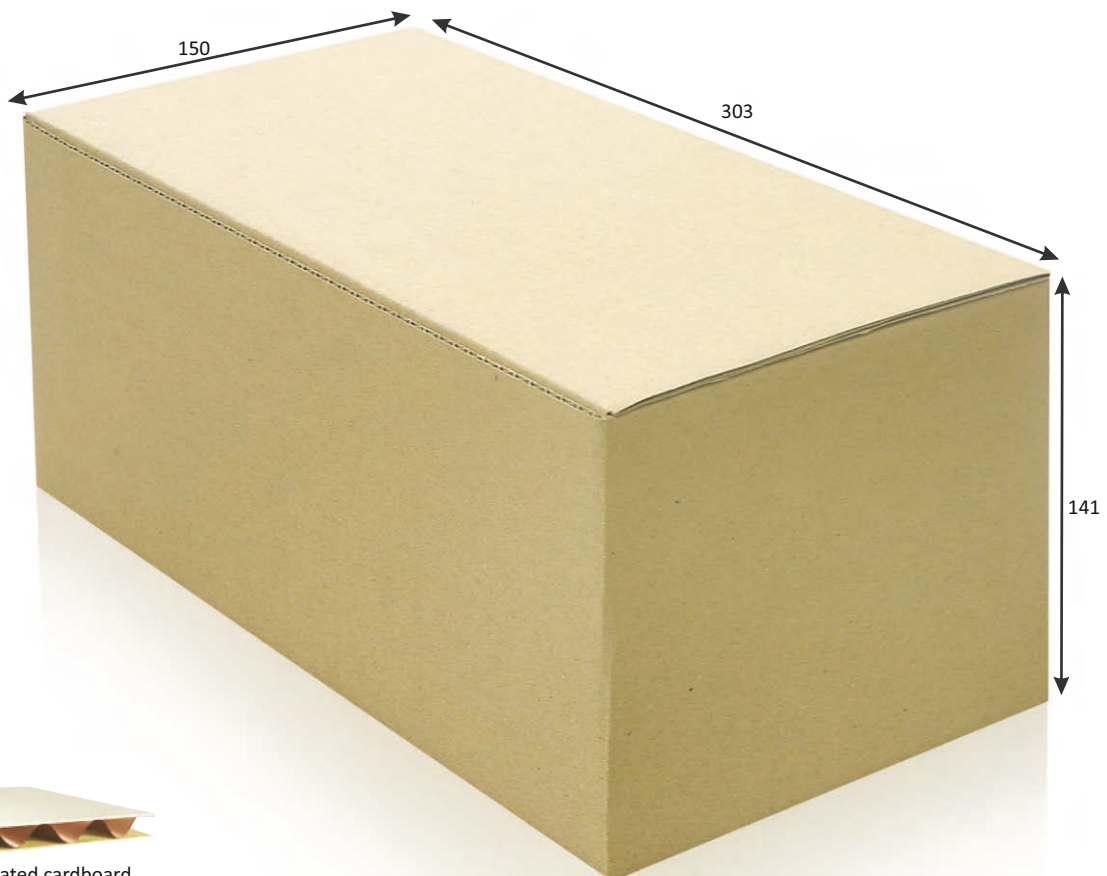
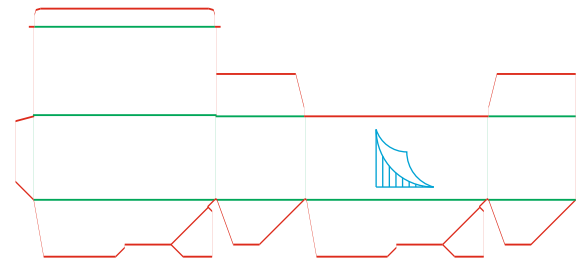
suggested use	starter box
cardboard type	B flute
internal dimensions	250 x 135 x 115 mm
external dimensions	255 x 145 x 120 mm
flat dimensions	285 x 390 mm
box construction	FEFCO 0713
cardboard insert	W043
tooling ID	110727E03



F087

F088

suggested use	starter box
cardboard type	B flute
internal dimensions	295 x 145 x 135 mm
external dimensions	303 x 150 x 141 mm
flat dimensions	316 x 448 mm
box construction	FEFCO 0713
cardboard insert	W082 (-255 mm)
tooling ID	110727E04



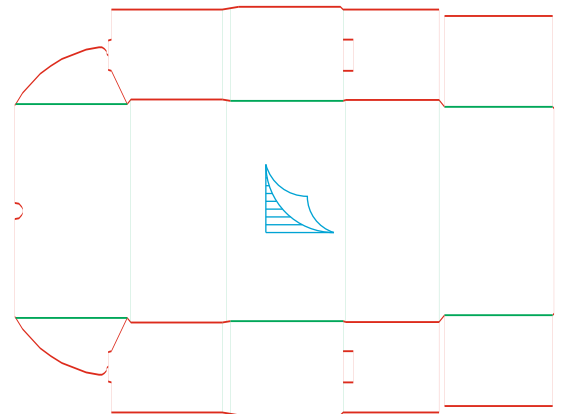


F088

STARTER BOXES

F089



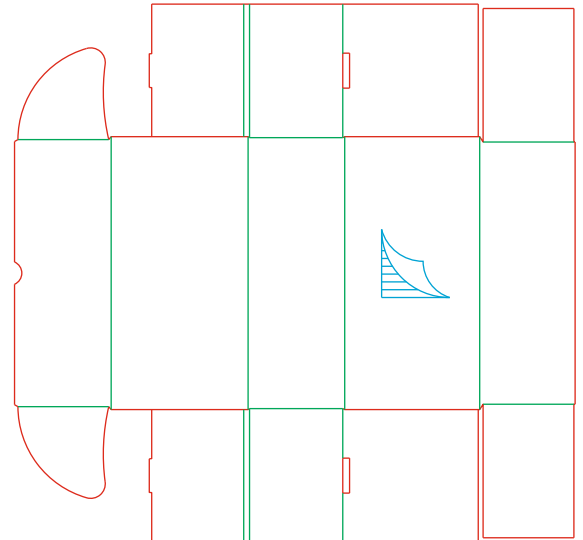
suggested use	starter box
cardboard type	BC flute
internal dimensions	440 x 195 x 235 mm
external dimensions	486 x 216 x 266 mm
flat dimensions	890 x 1175 mm
box construction	FEFCO 0471
cardboard insert	W080
tooling ID	120406H06



F089

F090

suggested use	starter box
cardboard type	EB flute
internal dimensions	530 x 275 x 190 mm
external dimensions	565 x 285 x 210 mm
flat dimensions	1108 x 1154 mm
box construction	FEFCO 0471
cardboard insert	W090
tooling ID	121106B05


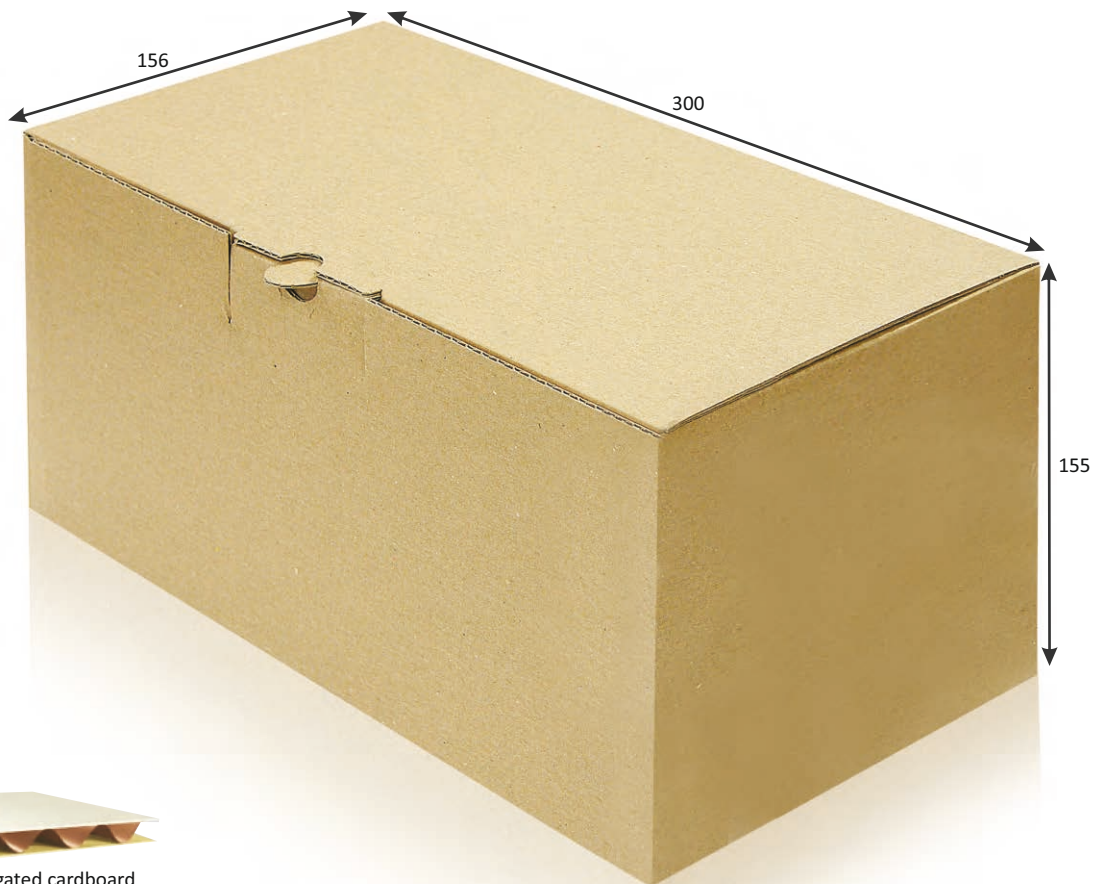
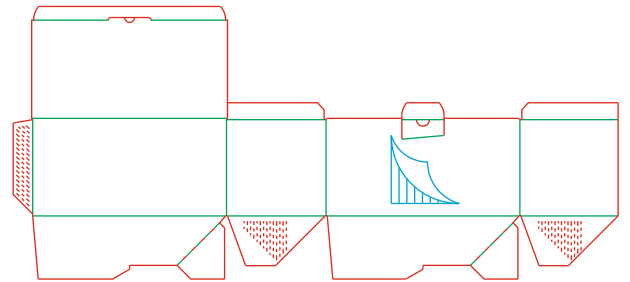



F090

STARTER BOXES

F091



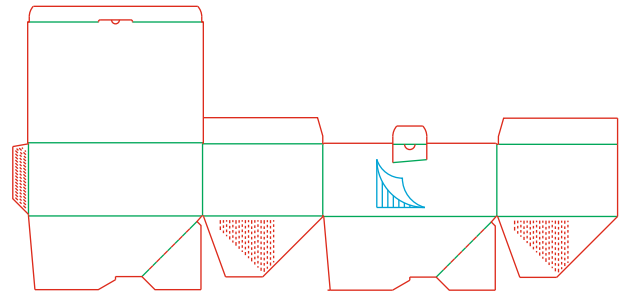
suggested use	starter box
cardboard type	B flute
internal dimensions	295 x 150 x 145 mm
external dimensions	300 x 156 x 155 mm
flat dimensions	322 x 451 mm
box construction	FEFCO 0713
cardboard insert	-
tooling ID	130109H11



F091

F092

suggested use	starter box
cardboard type	B flute
internal dimensions	330 x 230 x 135 mm
external dimensions	335 x 235 x 145 mm
flat dimensions	401 x 566 mm
box construction	FEFCO 0713
cardboard insert	-
tooling ID	130109H12



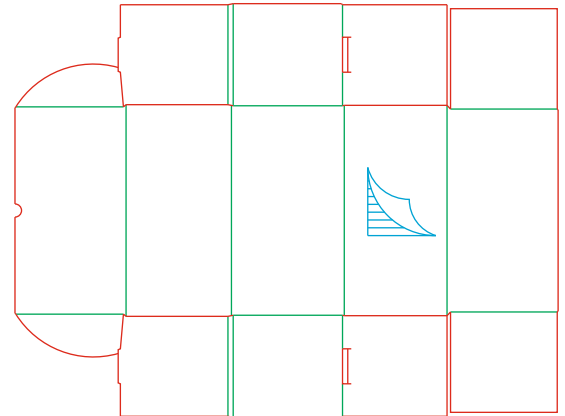


F092


STARTER BOXES

F093

suggested use	starter box
cardboard type	EB flute
internal dimensions	450 x 230 x 250 mm
external dimensions	483 x 240 x 260 mm
flat dimensions	946 x 1242 mm
box construction	FEFCO 0471
cardboard insert	W093
tooling ID	130215H11


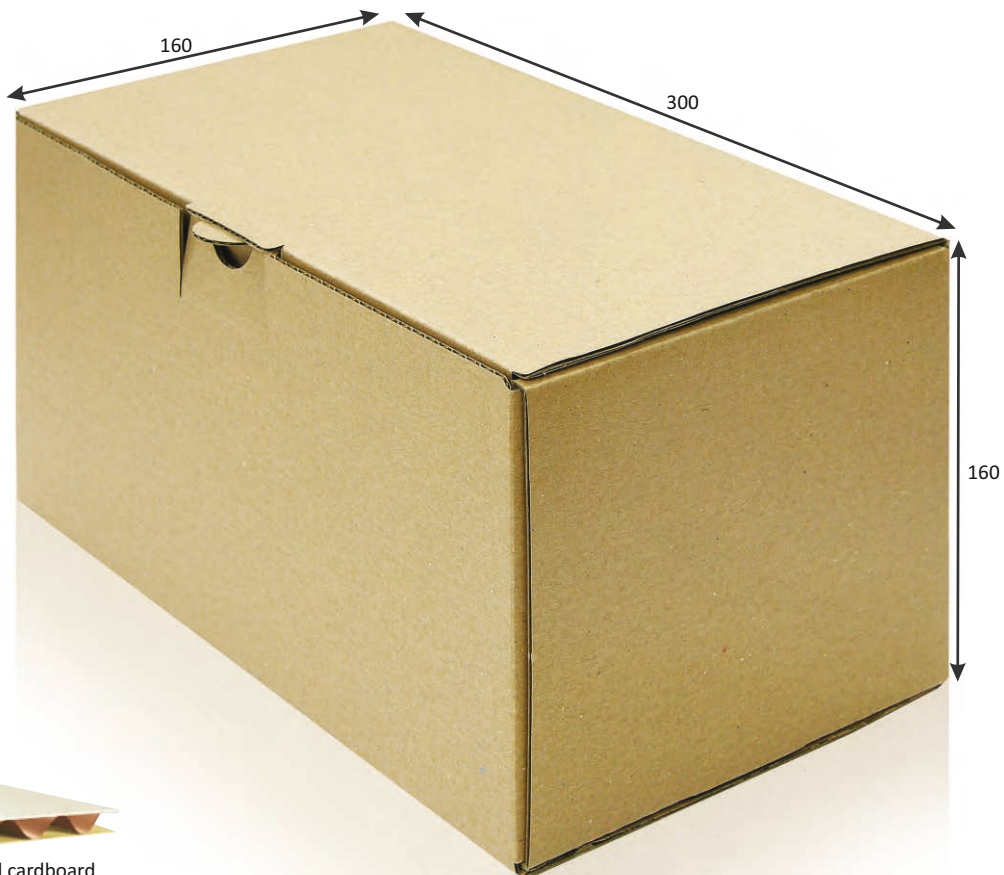
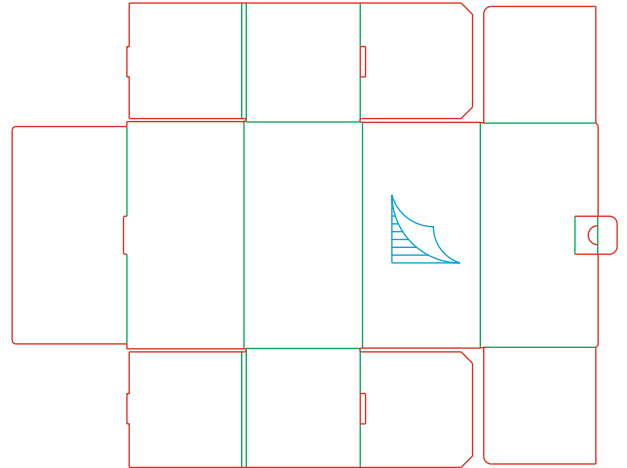


F093



F094

suggested use	starter box
cardboard type	B flute
internal dimensions	280 x 155 x 145 mm
external dimensions	300 x 160 x 160 mm
flat dimensions	611 x 796 mm
box construction	FEFCO 0470
cardboard insert	W094
tooling ID	120504D01


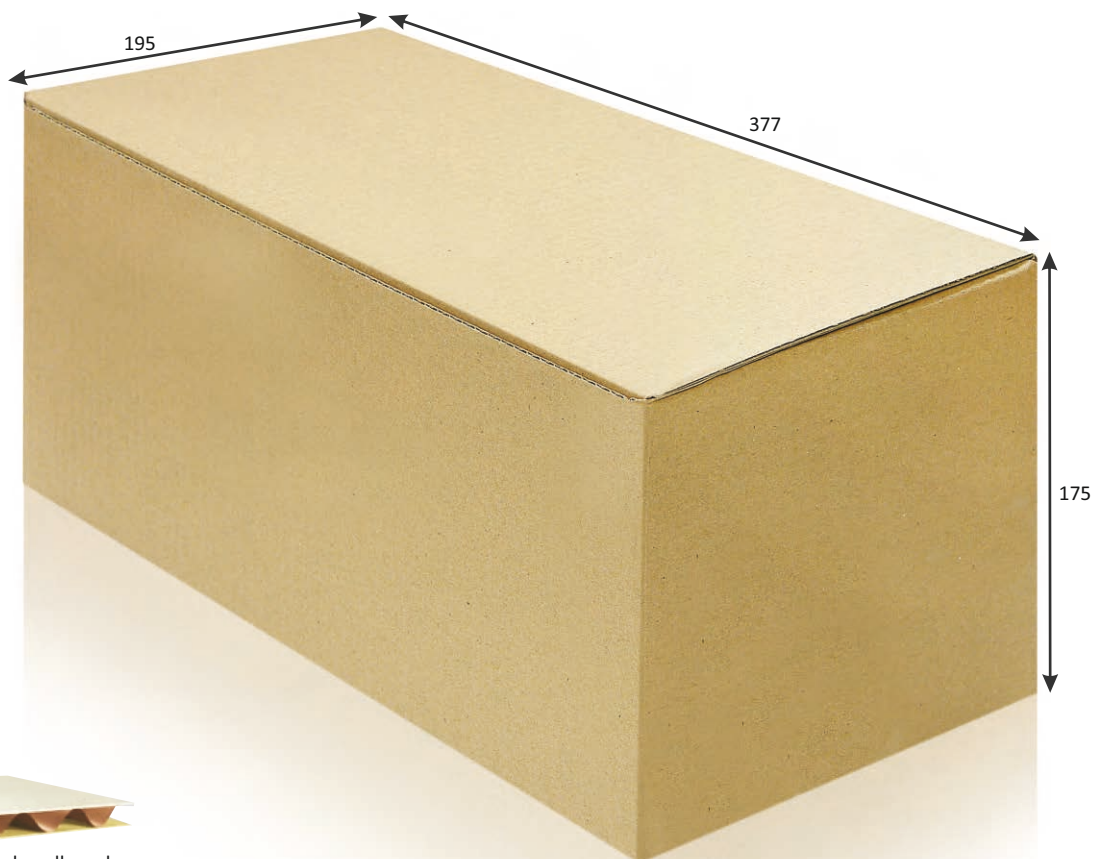
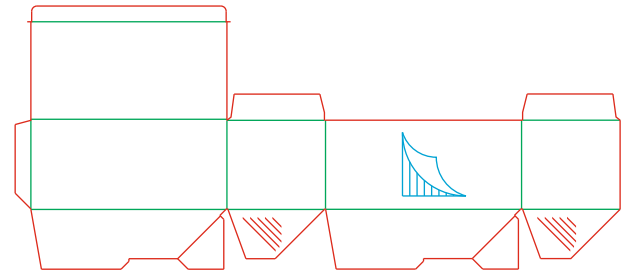


F094

STARTER BOXES

F095

suggested use	starter box
cardboard type	B flute
internal dimensions	370 x 190 x 165 mm
external dimensions	377 x 195 x 175 mm
flat dimensions	502 x 562 mm
box construction	FEFCO 0713
cardboard insert	W096
tooling ID	110727E02



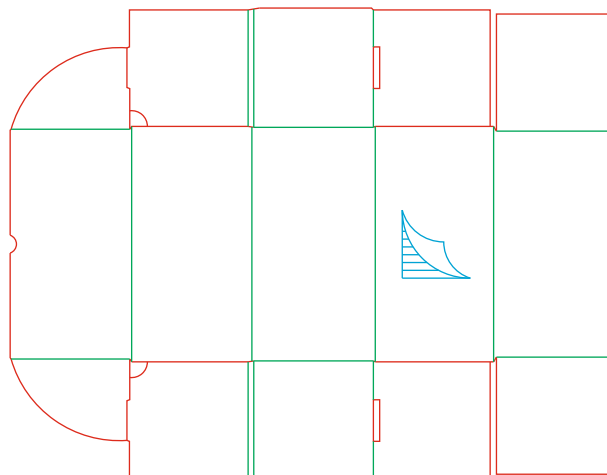


F095



F096

suggested use	starter box
cardboard type	B flute
internal dimensions	350 x 185 x 190 mm
external dimensions	374 x 192 x 198 mm
flat dimensions	750 x 961 mm
box construction	FEFCO 0471
cardboard insert	W096
tooling ID	130722H08



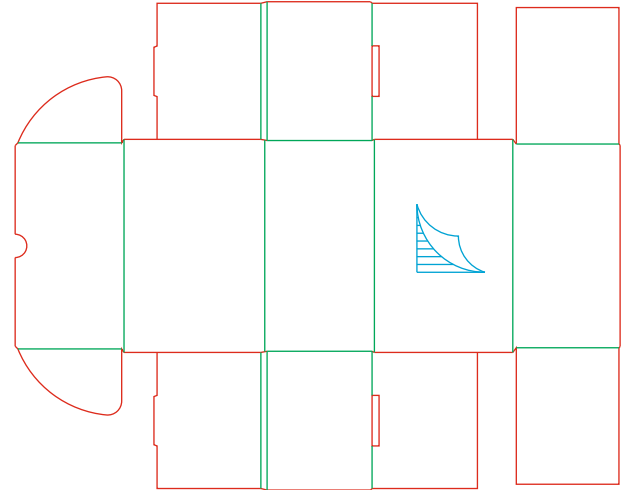


F096

STARTER BOXES

F097



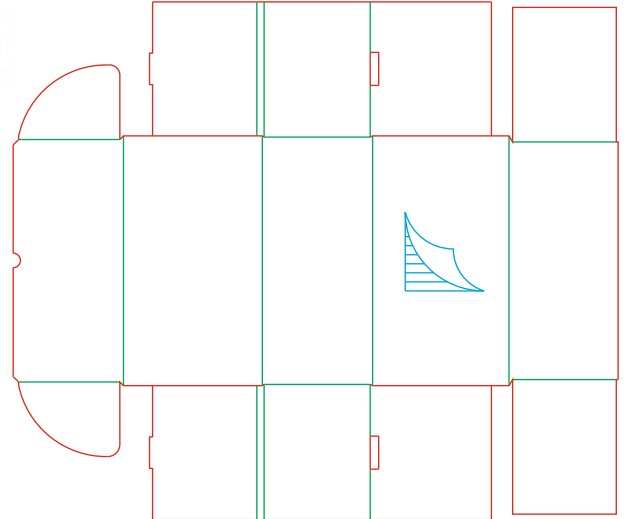
suggested use	starter box
cardboard type	B flute
internal dimensions	250 x 175 x 135 mm
external dimensions	273 x 185 x 144 mm
flat dimensions	628 x 778 mm
box construction	FEFCO 0471
cardboard insert	W097
tooling ID	131031H04



F097

F098

suggested use	starter box
cardboard type	EB flute
internal dimensions	380 x 220 x 170 mm
external dimensions	410 x 230 x 187 mm
flat dimensions	854 x 998 mm
box construction	FEFCO 0471
cardboard insert	W098
tooling ID	130719E06


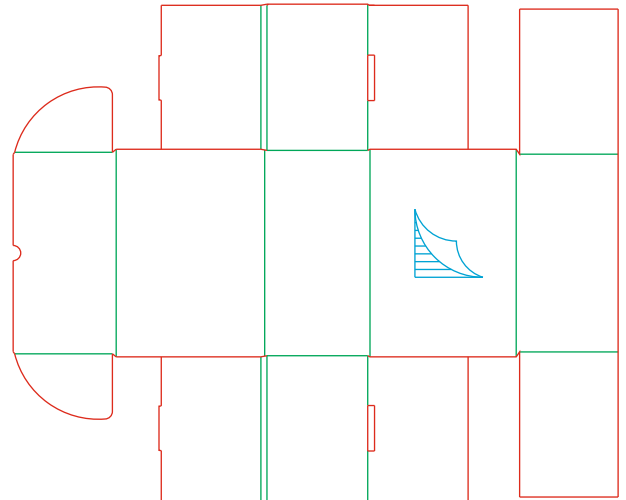


F098

STARTER BOXES

F099

suggested use	starter box
cardboard type	B flute
internal dimensions	250 x 190 x 130 mm
external dimensions	273 x 197 x 144 mm
flat dimensions	657 x 798 mm
box construction	FEFCO 0471
cardboard insert	-
tooling ID	130719E07





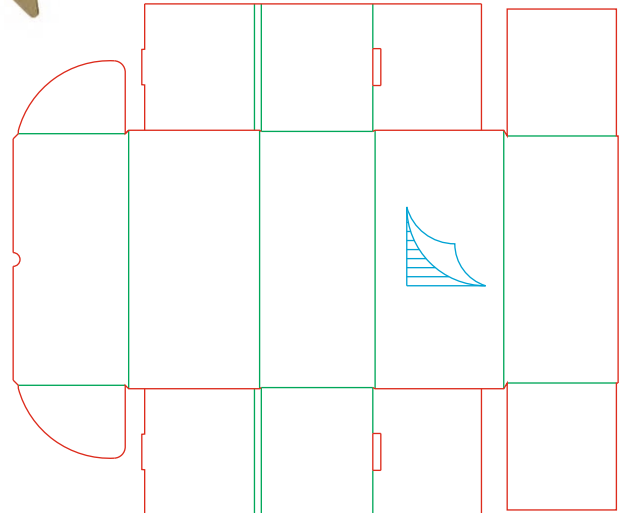
single corrugated cardboard
B flute

F099



F099A

suggested use	starter box
cardboard type	EB flute
internal dimensions	420 x 220 x 190 mm
external dimensions	450 x 230 x 208 mm
flat dimensions	894 x 1058 mm
box construction	FEFCO 0471
cardboard insert	W099A
tooling ID	130719E08


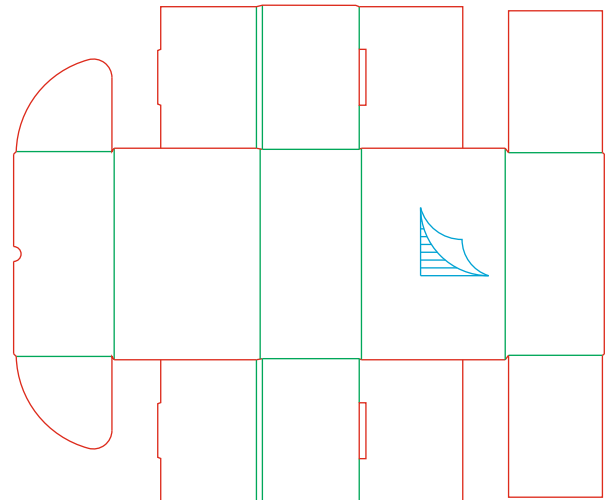


F099A

STARTER BOXES

F099B

suggested use	starter box
cardboard type	B flute
internal dimensions	260 x 190 x 130 mm
external dimensions	283 x 197 x 145 mm
flat dimensions	668 x 793 mm
box construction	FEFCO 0471
cardboard insert	W099B
tooling ID	140203H09





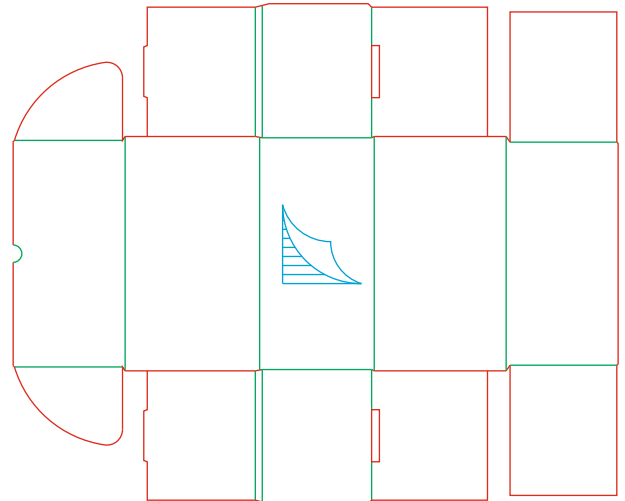
single corrugated cardboard
B flute

F099B



F099C

suggested use	starter box
cardboard type	B flute
internal dimensions	247 x 150 x 125 mm
external dimensions	270 x 155 x 135 mm
flat dimensions	576 x 697 mm
box construction	FEFCO 0471
cardboard insert	W044
tooling ID	140219H13


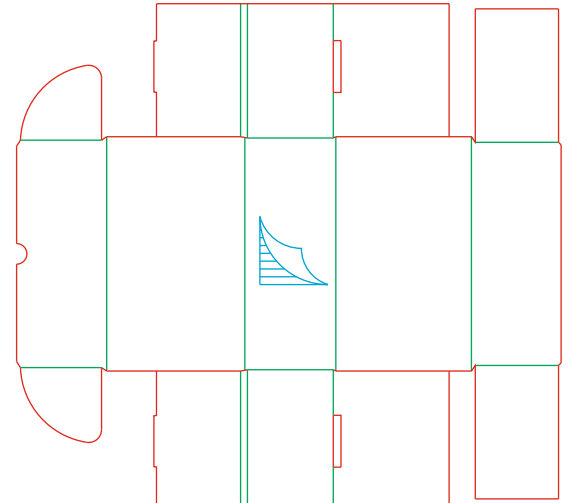


F099C

STARTER BOXES

F099D

suggested use	starter box
cardboard type	B flute
internal dimensions	250 x 155 x 100 mm
external dimensions	270 x 160 x 95 mm
flat dimensions	583 x 634 mm
box construction	FEFCO 0471
cardboard insert	-
tooling ID	131007H17


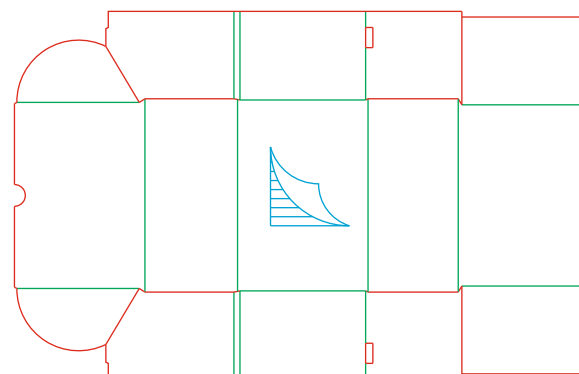


single corrugated cardboard
B flute

F099D

F099E

suggested use	starter box
cardboard type	B flute
internal dimensions	220 x 110 x 155 mm
external dimensions	240 x 117 x 165 mm
flat dimensions	457 x 711 mm
box construction	FEFCO 0471
cardboard insert	-
tooling ID	140307C04





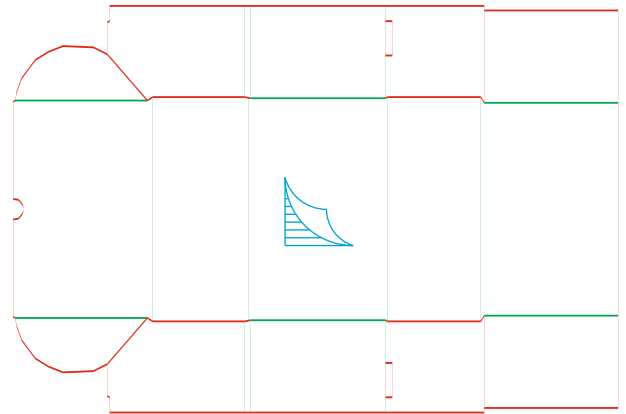

single corrugated cardboard
B flute

F099E

STARTER BOXES

F099F



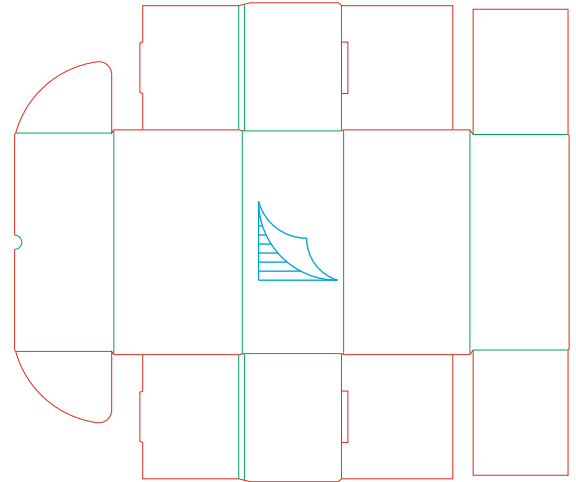
suggested use	starter box
cardboard type	B flute
internal dimensions	270 x 120 x 180 mm
external dimensions	293 x 127 x 185 mm
flat dimensions	533 x 793 mm
box construction	FEFCO 0471
cardboard insert	-
tooling ID	140307C05



F099F

F099G

suggested use	starter box
cardboard type	B flute
internal dimensions	293 x 173 x 135 mm
external dimensions	315 x 180 x 145 mm
flat dimensions	671 x 777 mm
box construction	FEFCO 0471
cardboard insert	-
tooling ID	140219H11



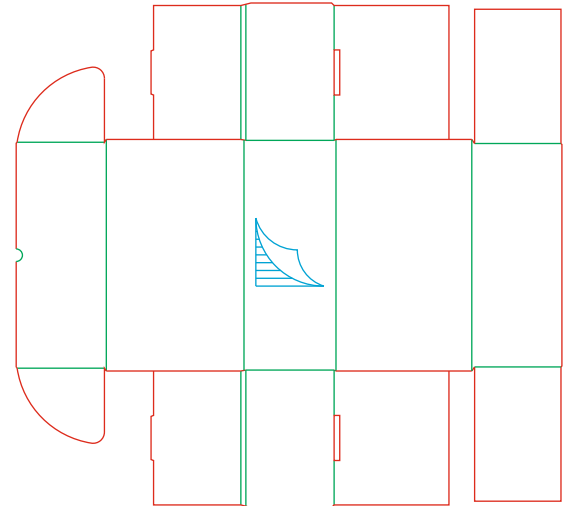


F099G

STARTER BOXES

F099H



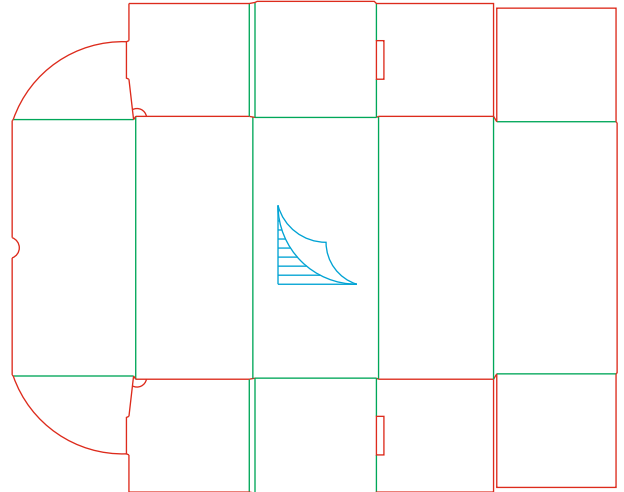

suggested use	starter box
cardboard type	B flute
internal dimensions	345 x 215 x 140 mm
external dimensions	370 x 220 x 150 mm
flat dimensions	806 x 872 mm
box construction	FEFCO 0471
cardboard insert	-
tooling ID	140219H12



F099H

F099I



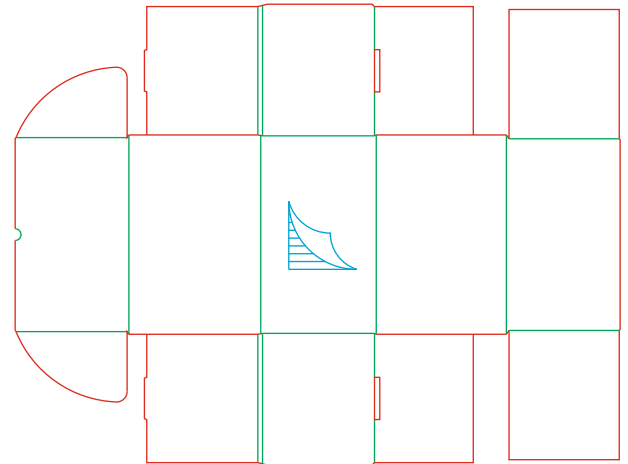
suggested use	starter box
cardboard type	B flute
internal dimensions	345 x 160 x 170 mm
external dimensions	368 x 165 x 178 mm
flat dimensions	690 x 847 mm
box construction	FEFCO 0471
cardboard insert	-
tooling ID	130405H11



F099I

F099J



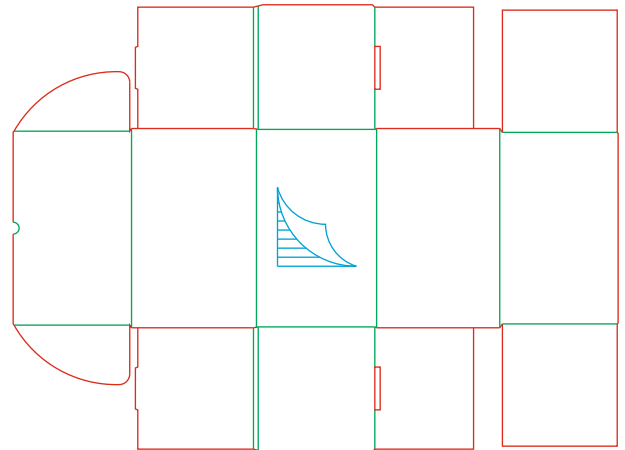
suggested use	starter box
cardboard type	B flute
internal dimensions	320 x 220 x 190 mm
external dimensions	340 x 225 x 200 mm
flat dimensions	786 x 1032 mm
box construction	FEFCO 0471
cardboard insert	-
tooling ID	140219H14



F099J

F099K


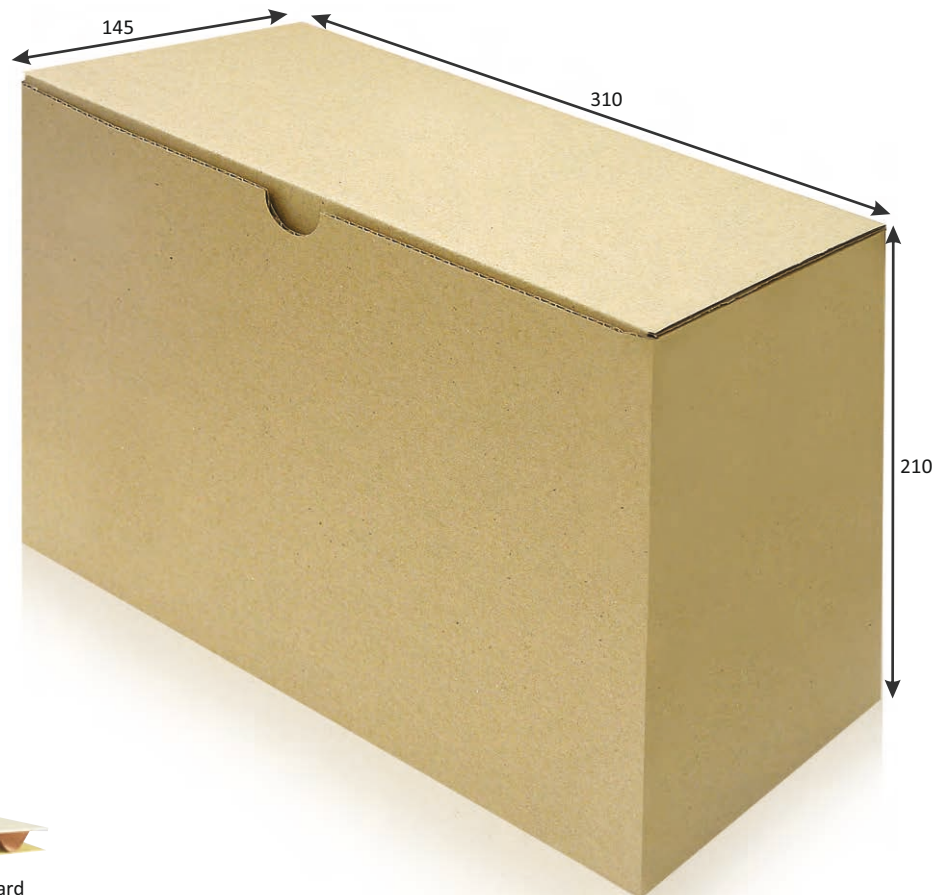
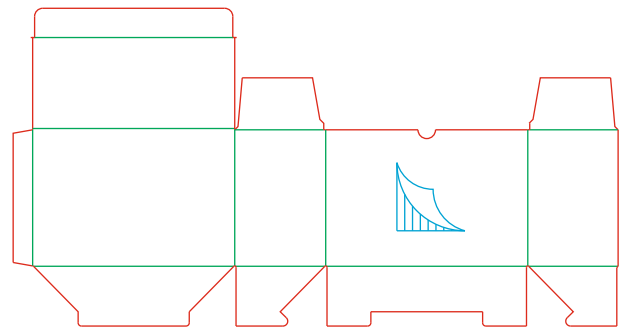

suggested use	starter box
cardboard type	B flute
internal dimensions	315 x 200 x 195 mm
external dimensions	335 x 210 x 205 mm
flat dimensions	751 x 1017 mm
box construction	FEFCO 0471
cardboard insert	W099K
tooling ID	140219H16



F099K

F099L



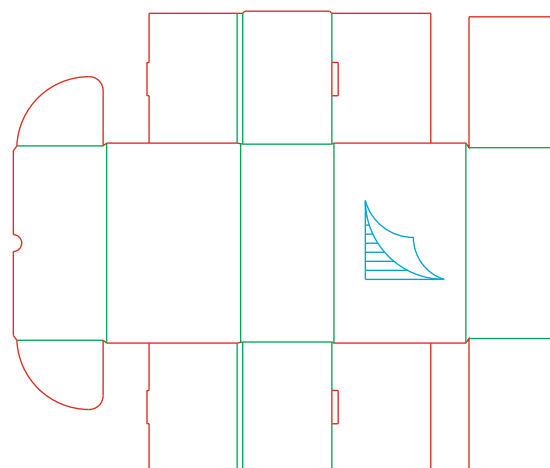

suggested use	starter box
cardboard type	B flute
internal dimensions	305 x 135 x 205 mm
external dimensions	310 x 145 x 210 mm
flat dimensions	931 x 489 mm
box construction	FEFCO 0215
cardboard insert	-
tooling ID	140410H03



F099L

F099M

suggested use	starter box
cardboard type	B flute
internal dimensions	260 x 185 x 125 mm
external dimensions	285 x 190 x 133 mm
flat dimensions	661 x 776 mm
box construction	FEFCO 0471
cardboard insert	W099B
tooling ID	80819J09





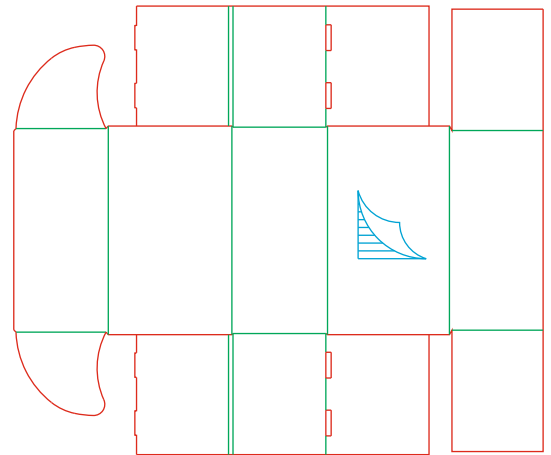
F099M

STARTER BOXES



F099N



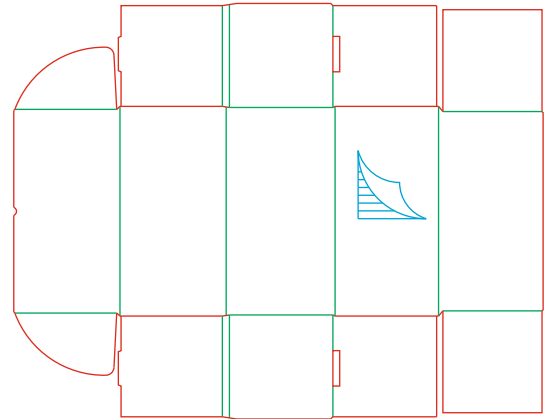
suggested use	starter box
cardboard type	B flute
internal dimensions	350 x 215 x 165 mm
external dimensions	373 x 223 x 173 mm
flat dimensions	802 x 946 mm
box construction	FEFCO 0471
cardboard insert	W086
tooling ID	150925D05



F099N

F0990

suggested use	starter box
cardboard type	EB flute
internal dimensions	350 x 185 x 190 mm
external dimensions	385 x 197 x 203 mm
flat dimensions	763 x 972 mm
box construction	FEFCO 0471
cardboard insert	W096
tooling ID	151130H02



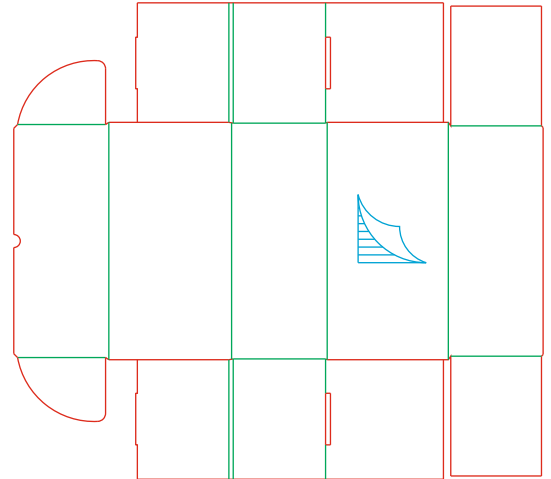


F0990

STARTER BOXES

F099P

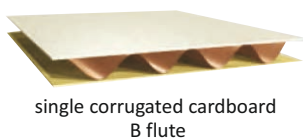

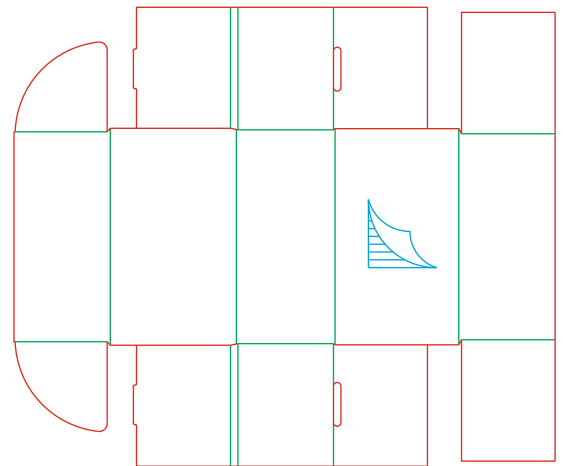
suggested use	starter box
cardboard type	B flute
internal dimensions	415 x 220 x 170 mm
external dimensions	438 x 228 x 175 mm
flat dimensions	877 x 975 mm
box construction	FEFCO 0471
cardboard insert	-
tooling ID	160421B02



F099P

F099R


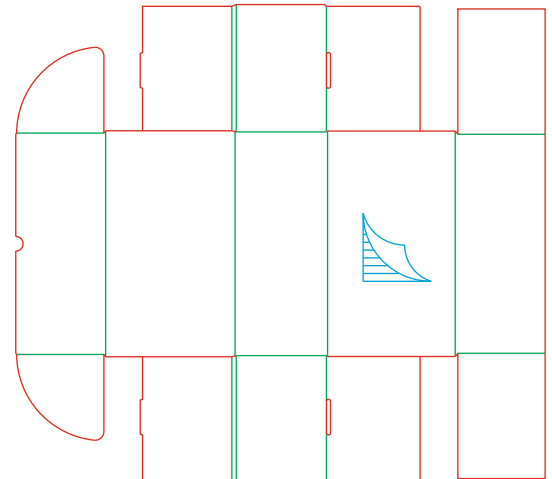
suggested use	starter box
cardboard type	B flute
internal dimensions	255 x 160 x 125 mm
external dimensions	277 x 165 x 130 mm
flat dimensions	586 x 691 mm
box construction	FEFCO 0471
cardboard insert	W044
tooling ID	160718U05



F099R

F099S

suggested use	starter box
cardboard type	B flute
internal dimensions	360 x 215 x 150 mm
external dimensions	385 x 222 x 160 mm
flat dimensions	817 x 904 mm
box construction	FEFCO 0471
cardboard insert	-
tooling ID	160811U06



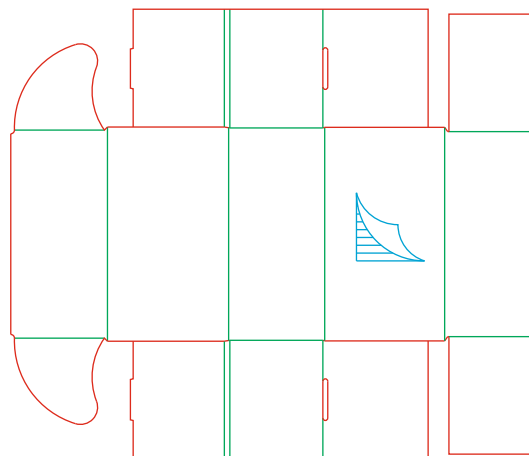


single corrugated cardboard
B flute

F099S

F099T

suggested use	starter box
cardboard type	B flute
internal dimensions	325 x 195 x 150 mm
external dimensions	350 x 200 x 160 mm
flat dimensions	735 x 865 mm
box construction	FEFCO 0471
cardboard insert	-
tooling ID	161018C01


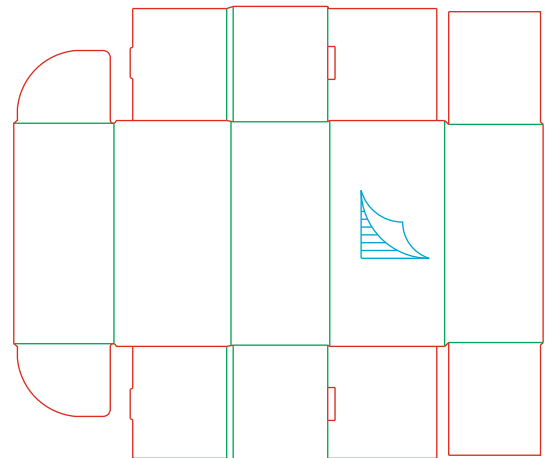


single corrugated cardboard
B flute

F099T

F099U

suggested use	starter box
cardboard type	B flute
internal dimensions	290 x 155 x 130 mm
external dimensions	310 x 163 x 137 mm
flat dimensions	624 x 728 mm
box construction	FEFCO 0471
cardboard insert	-
tooling ID	170327W06

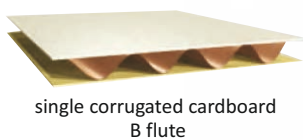

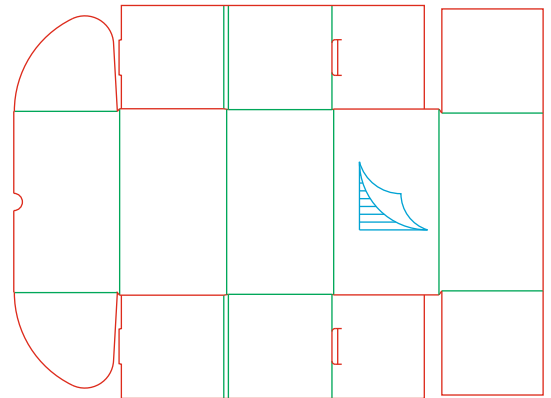


single corrugated cardboard
B flute

F099U

F099W

suggested use	starter box
cardboard type	B flute
internal dimensions	300 x 180 x 180 mm
external dimensions	325 x 188 x 188 mm
flat dimensions	683 x 920 mm
box construction	FEFCO 0471
cardboard insert	W099W
tooling ID	170516C08



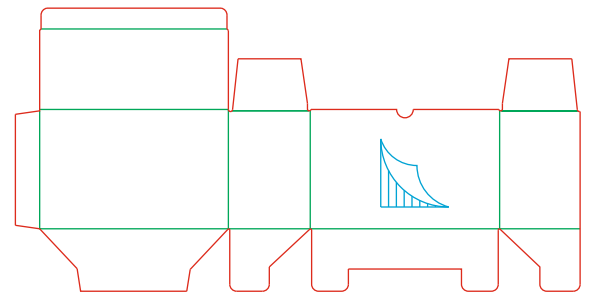



F099W

STARTER BOXES

F099X



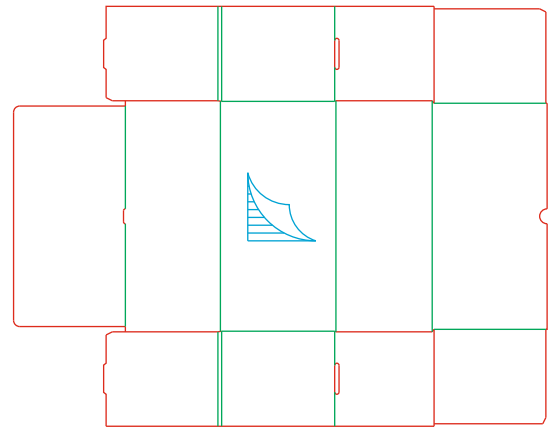
suggested use	starter box
cardboard type	EE flute
internal dimensions	270 x 110 x 165 mm
external dimensions	275 x 120 x 175 mm
flat dimensions	390 x 408 mm
box construction	FEFCO 0215
cardboard insert	-
tooling ID	161011B13



F099X

F099Y

suggested use	starter box
cardboard type	EE flute
internal dimensions	355 x 150 x 180 mm
external dimensions	370 x 157 x 190 mm
flat dimensions	676 x 859 mm
box construction	FEFCO 0471
cardboard insert	-
tooling ID	161011B14



F099Y


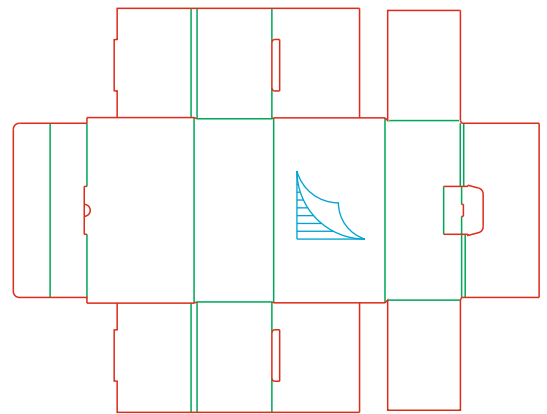
STARTER BOXES

NEW



F099Z

suggested use	starter box
cardboard type	EB flute
internal dimensions	285 x 180 x 125 mm
external dimensions	310 x 190 x 135 mm
flat dimensions	675 x 878 mm
box construction	FEFCO 0470
cardboard insert	-
tooling ID	P20010908




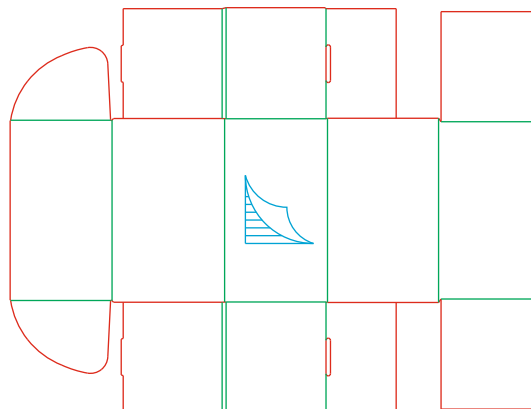
double corrugated cardboard
EB flute

F099Z



F099Z.001

suggested use	starter box
cardboard type	B flute
internal dimensions	348 x 218 x 200 mm
external dimensions	370 x 230 x 210 mm
flat dimensions	1068 x 818 mm
box construction	FEFCO 0471
cardboard insert	-
tooling ID	P22050962



single corrugated cardboard
B flute



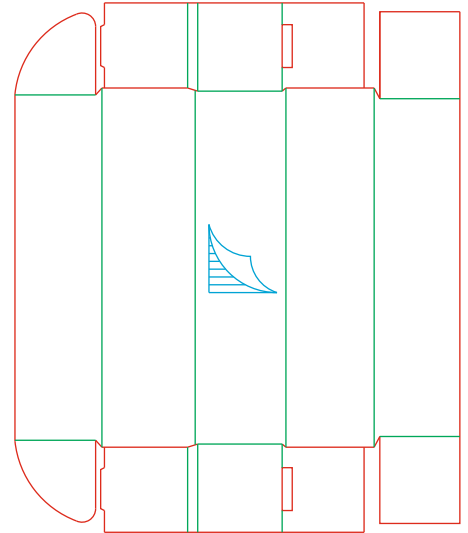
F099Z.001



ARMATURE BOXES

F100

suggested use	armature box
cardboard type	B flute
internal dimensions	260 x 70 x 65 mm
external dimensions	285 x 75 x 75 mm
flat dimensions	353 x 420 mm
box construction	FEFCO 0471
cardboard insert	W100
tooling ID	100903H05



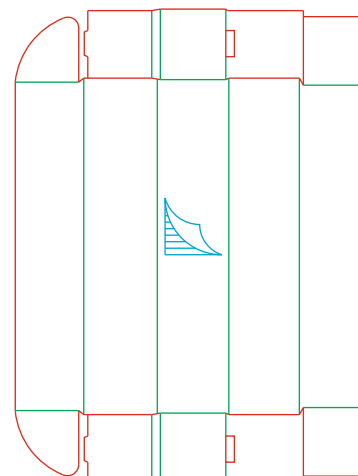



single corrugated cardboard
B flute

F100

F101

suggested use	armature box
cardboard type	B flute
internal dimensions	315 x 70 x 65 mm
external dimensions	335 x 75 x 75 mm
flat dimensions	470 x 350 mm
box construction	FEFCO 0471
cardboard insert	-
tooling ID	91125H07



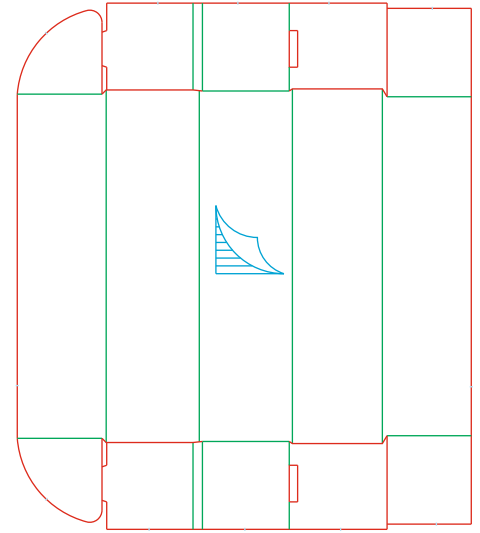


single corrugated cardboard
B flute

F101

F102

suggested use	armature box
cardboard type	B flute
internal dimensions	315 x 85 x 85 mm
external dimensions	340 x 90 x 90 mm
flat dimensions	506 x 437 mm
box construction	FEFCO 0471
cardboard insert	-
tooling ID	91125H08





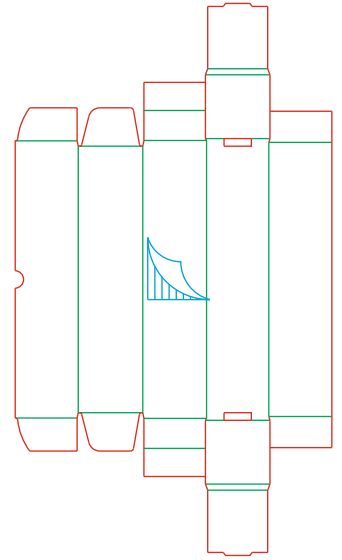
single corrugated cardboard
B flute

F102

ARMATURE BOXES

F103

suggested use	armature box
cardboard type	B flute
internal dimensions	350 x 80 x 80 mm
external dimensions	375 x 85 x 85 mm
flat dimensions	417 x 727 mm
box construction	FEFCO 0427
cardboard insert	-
tooling ID	70507B01



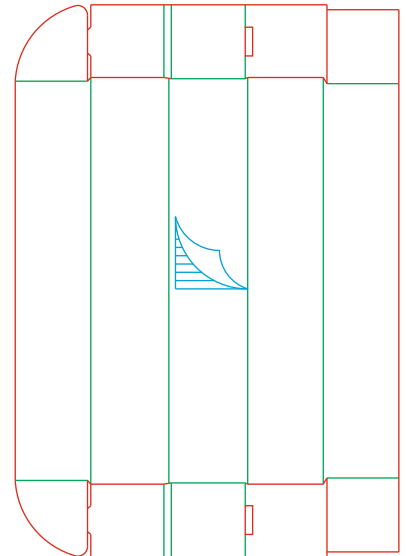


single corrugated cardboard
B flute

F103

F104

suggested use	armature box
cardboard type	B flute
internal dimensions	470 x 90 x 90 mm
external dimensions	495 x 95 x 100 mm
flat dimensions	672 x 467 mm
box construction	FEFCO 0471
cardboard insert	-
tooling ID	91125H10



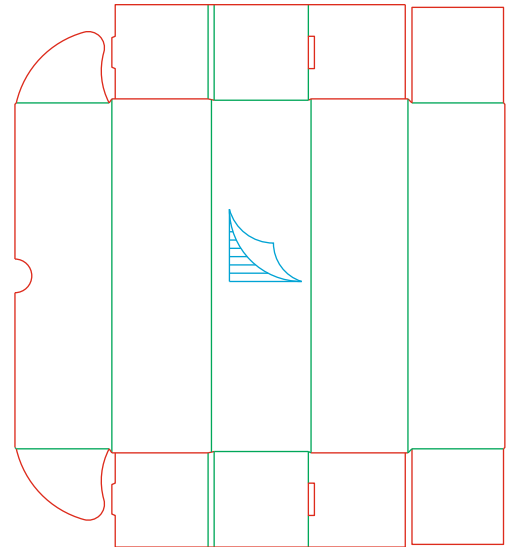


single corrugated cardboard
B flute

F104

F105



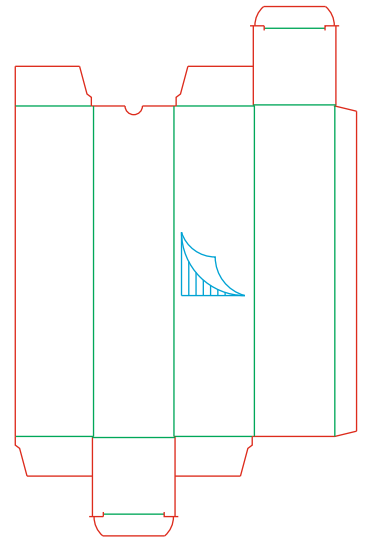
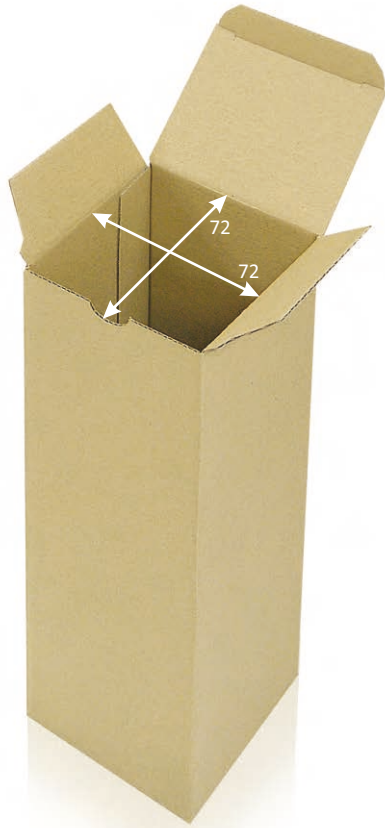
suggested use	armature box
cardboard type	E flute
internal dimensions	250 x 70 x 70 mm
external dimensions	263 x 75 x 75 mm
flat dimensions	403 x 364 mm
box construction	FEFCO 0471
cardboard insert	-
tooling ID	110126H01



F105

F106

suggested use	armature box
cardboard type	E flute
internal dimensions	72 x 72 x 305 mm
external dimensions	77 x 77 x 307 mm
flat dimensions	314 x 487 mm
box construction	FEFCO 0211
cardboard insert	-
tooling ID	81112E02



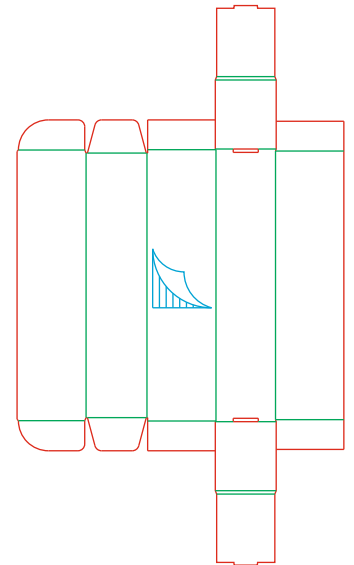


F106

ARMATURE BOXES

F107


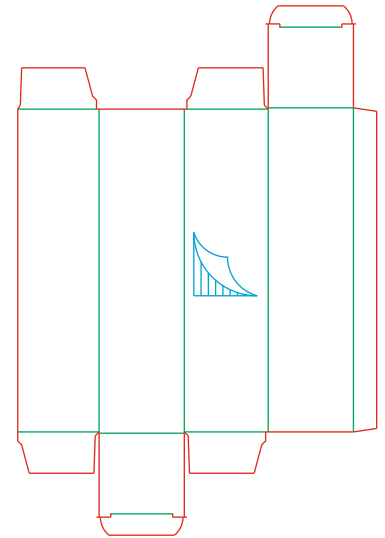

suggested use	armature box
cardboard type	E flute
internal dimensions	390 x 90 x 100 mm
external dimensions	408 x 92 x 105 mm
flat dimensions	483 x 827 mm
box construction	FEFCO 0427
cardboard insert	-
tooling ID	70312S05



F107

F108

suggested use	armature box
cardboard type	E flute
internal dimensions	63 x 63 x 248 mm
external dimensions	67 x 67 x 253 mm
flat dimensions	278 x 410 mm
box construction	FEFCO 0211
cardboard insert	-
tooling ID	71123C01





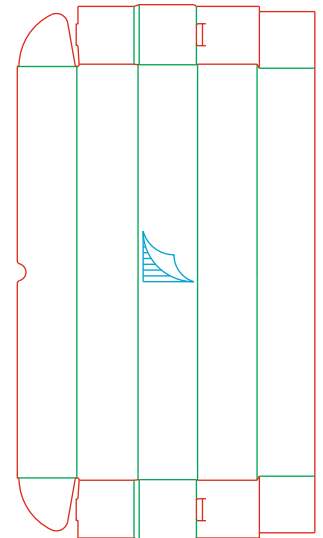
single corrugated cardboard
E flute

F108

ARMATURE BOXES

F109

suggested use	armature box
cardboard type	B flute
internal dimensions	510 x 100 x 100 mm
external dimensions	533 x 108 x 105 mm
flat dimensions	739 x 515 mm
box construction	FEFCO 0471
cardboard insert	-
tooling ID	141112C01



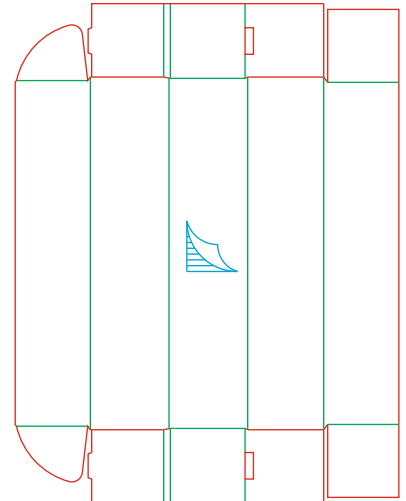


single corrugated cardboard
B flute

F109

F109A

suggested use	armature box
cardboard type	B flute
internal dimensions	380 x 83 x 83 mm
external dimensions	397 x 90 x 90 mm
flat dimensions	565 x 434 mm
box construction	FEFCO 0471
cardboard insert	-
tooling ID	160418H03



single corrugated cardboard
B flute


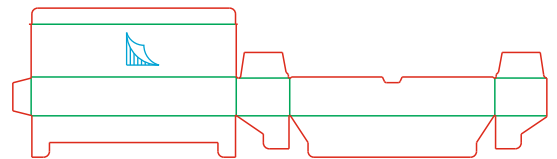
F109A

NEW



F109B

suggested use	armature box
cardboard type	E flute
internal dimensions	278 x 70 x 50 mm
external dimensions	280 x 75 x 53 mm
flat dimensions	350 x 203 mm
box construction	FEFCO 0215
cardboard insert	-
tooling ID	P20120961



single corrugated cardboard
E flute



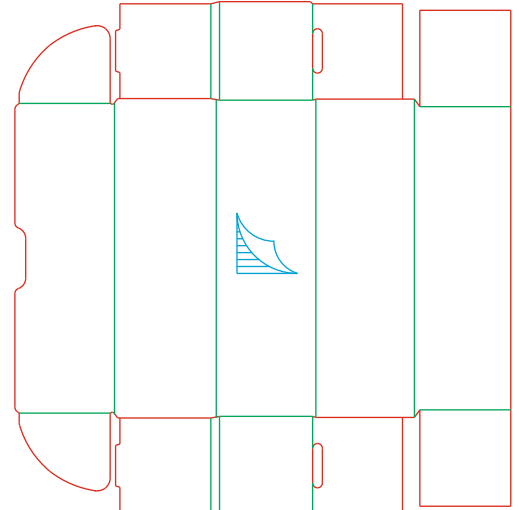
F109B

NEW



F109C

suggested use	armature box
cardboard type	B flute
internal dimensions	273 x 85 x 85 mm
external dimensions	295 x 95 x 93 mm
flat dimensions	474 x 458 mm
box construction	FEFCO 0471
cardboard insert	-
tooling ID	P21112563



single corrugated cardboard
B flute


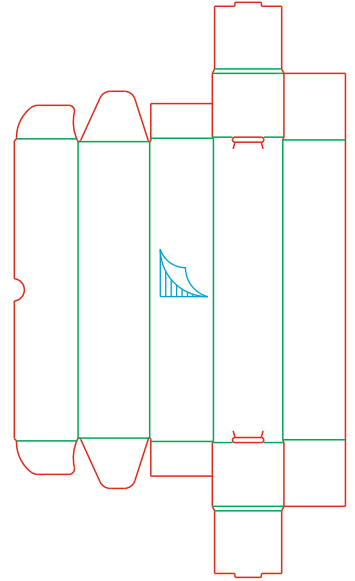
F109C

NEW



F109D

suggested use	armature box
cardboard type	E flute
internal dimensions	265 x 60 x 55 mm
external dimensions	275 x 65 x 58 mm
flat dimensions	296 x 514 mm
box construction	FEFCO 0427
cardboard insert	-
tooling ID	P22021462



single corrugated cardboard
E flute



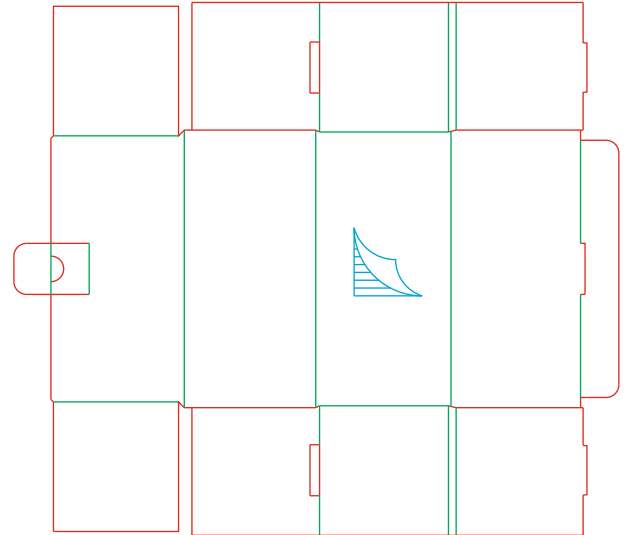

F109D



ROTOR BOXES


F110

suggested use	rotor box
cardboard type	B flute
internal dimensions	200 x 100 x 100 mm
external dimensions	220 x 105 x 110 mm
flat dimensions	417 x 474 mm
box construction	FEFCO 0470
cardboard insert	-
tooling ID	90521D03



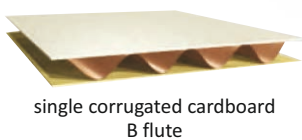

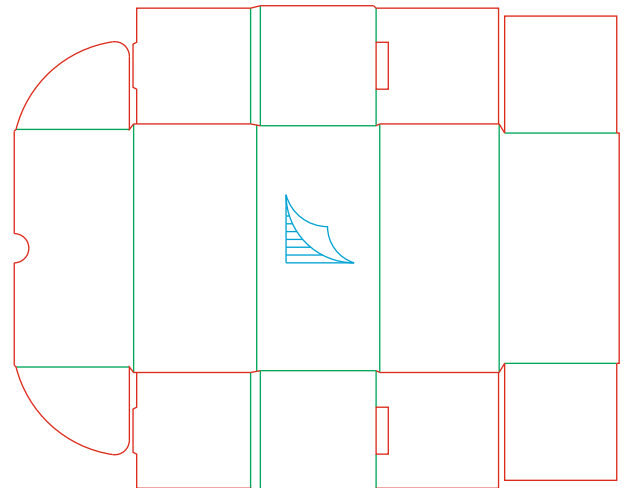
single corrugated cardboard
B flute

F110



F111



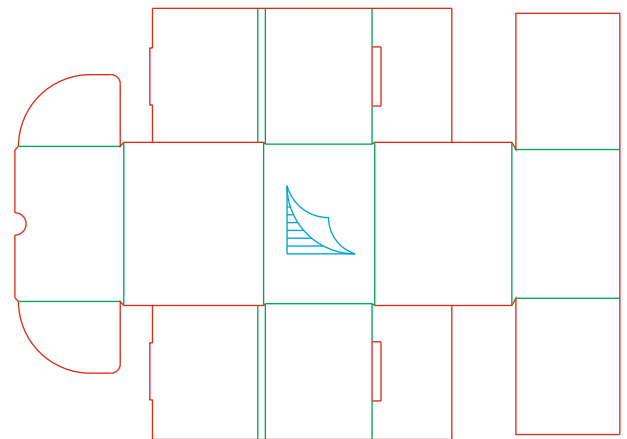
suggested use	rotor box
cardboard type	B flute
internal dimensions	180 x 95 x 95 mm
external dimensions	205 x 105 x 105 mm
flat dimensions	398 x 496 mm
box construction	FEFCO 0471
cardboard insert	-
tooling ID	100426H08



F111

F112

suggested use	rotor box
cardboard type	B flute
internal dimensions	155 x 150 x 120 mm
external dimensions	180 x 155 x 130 mm
flat dimensions	480 x 675 mm
box construction	FEFCO 0471
cardboard insert	-
tooling ID	70612D04

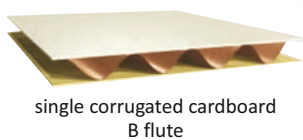

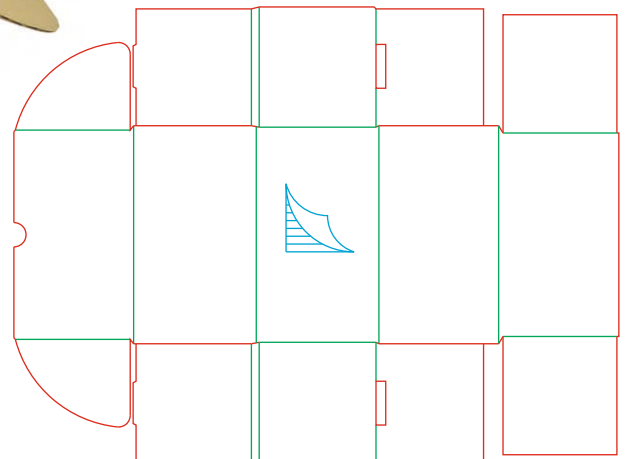



single corrugated cardboard
B flute

F112

F113



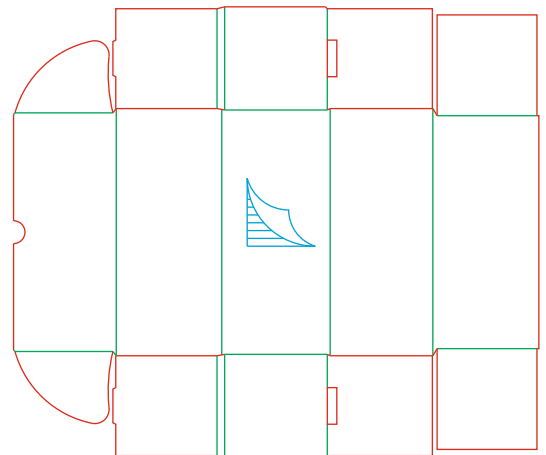
suggested use	rotor box
cardboard type	B flute
internal dimensions	200 x 120 x 120 mm
external dimensions	225 x 130 x 130 mm
flat dimensions	468 x 621 mm
box construction	FEFCO 0471
cardboard insert	-
tooling ID	100426H07



F113

F114

suggested use	rotor box
cardboard type	B flute
internal dimensions	235 x 105 x 105 mm
external dimensions	260 x 110 x 115 mm
flat dimensions	474 x 552 mm
box construction	FEFCO 0471
cardboard insert	-
tooling ID	120514H04



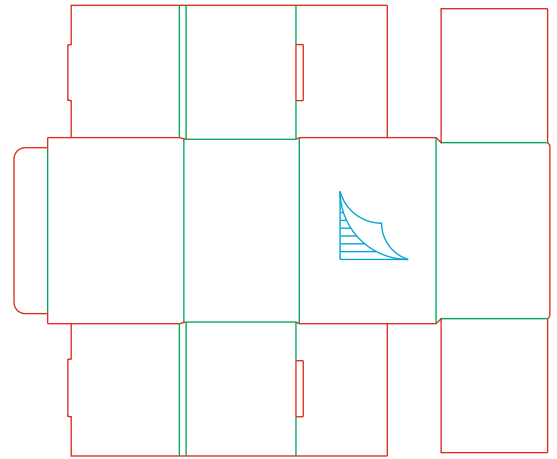


single corrugated cardboard
B flute

F114

F115

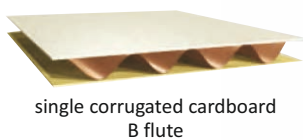

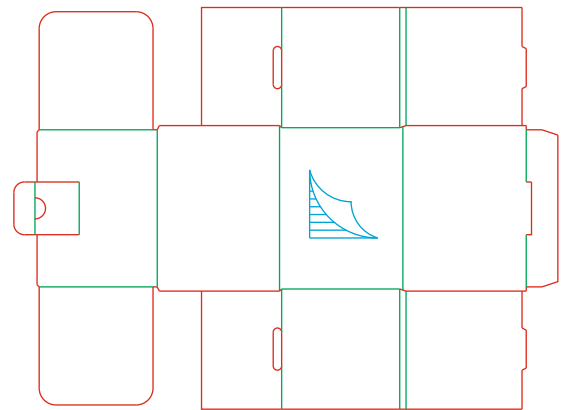
suggested use	rotor box
cardboard type	B flute
internal dimensions	150 x 120 x 100 mm
external dimensions	165 x 125 x 105 mm
flat dimensions	403 x 479 mm
box construction	FEFCO 0470
cardboard insert	-
tooling ID	71116B06



F115

F116

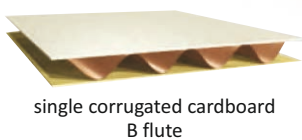

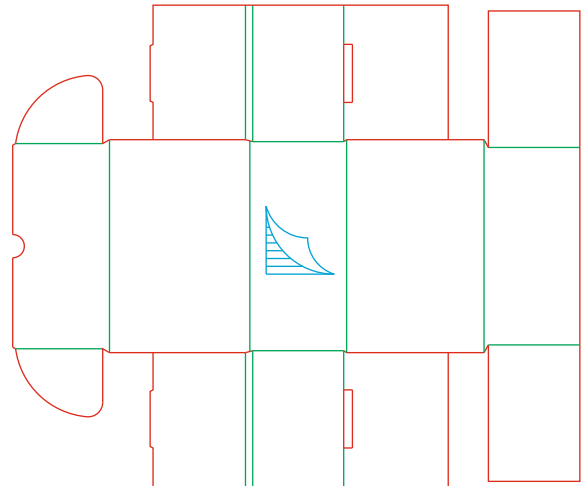

suggested use	rotor box
cardboard type	B flute
internal dimensions	140 x 110 x 110 mm
external dimensions	160 x 120 x 120 mm
flat dimensions	380 x 515 mm
box construction	FEFCO 0470
cardboard insert	-
tooling ID	70705G03



F116

F117

suggested use	rotor box
cardboard type	B flute
internal dimensions	200 x 140 x 93 mm
external dimensions	220 x 145 x 100 mm
flat dimensions	498 x 586 mm
box construction	FEFCO 0471
cardboard insert	-
tooling ID	140307C03



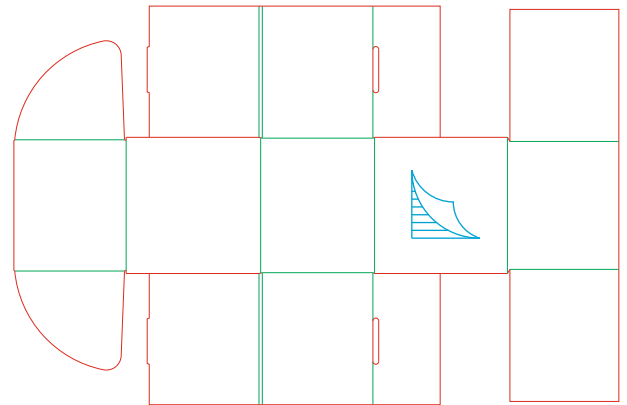



single corrugated cardboard
B flute

F117

F118

suggested use	rotor box
cardboard type	E flute
internal dimensions	152 x 158 x 132 mm
external dimensions	165 x 165 x 140 mm
flat dimensions	483 x 733 mm
box construction	FEFCO 0471
cardboard insert	-
tooling ID	140317C04



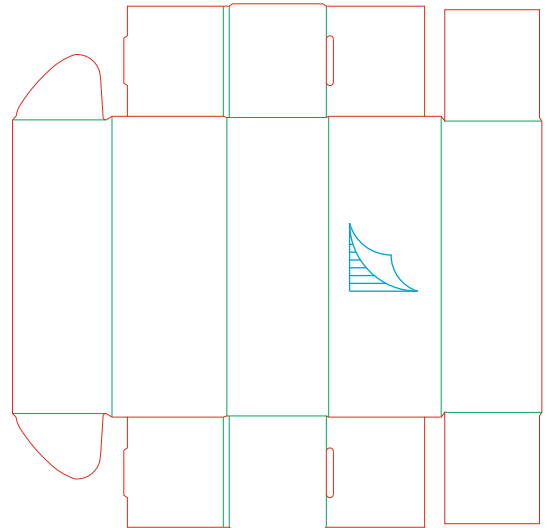


F118

F119



suggested use	rotor box
cardboard type	E flute
internal dimensions	240 x 93 x 80 mm
external dimensions	253 x 98 x 86 mm
flat dimensions	444 x 447 mm
box construction	FEFCO 0471
cardboard insert	-
tooling ID	151217J01



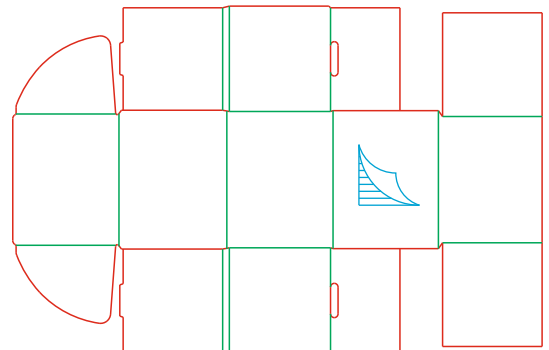


F119




F119A

suggested use	rotor box
cardboard type	B flute
internal dimensions	145 x 120 x 120 mm
external dimensions	165 x 130 x 130 mm
flat dimensions	415 x 633 mm
box construction	FEFCO 0471
cardboard insert	-
tooling ID	P21112663



single corrugated cardboard
B flute



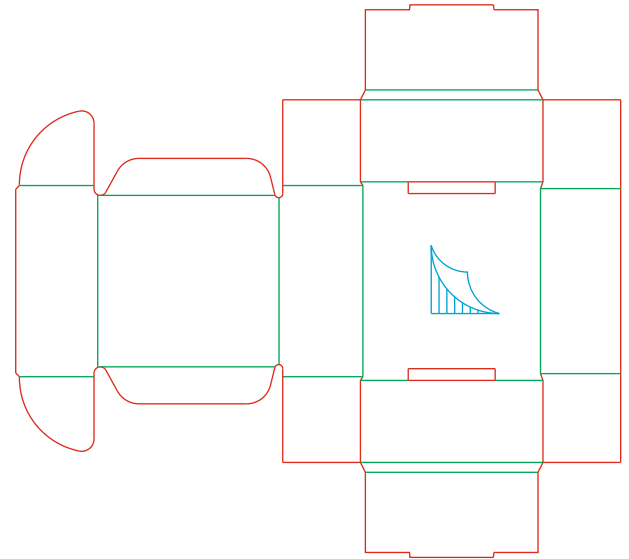

F119A



STATOR BOXES

F120

suggested use	stator box
cardboard type	B flute
internal dimensions	145 x 140 x 65 mm
external dimensions	165 x 150 x 70 mm
flat dimensions	490 x 448 mm
box construction	FEFCO 0427
cardboard insert	-
tooling ID	70305S09



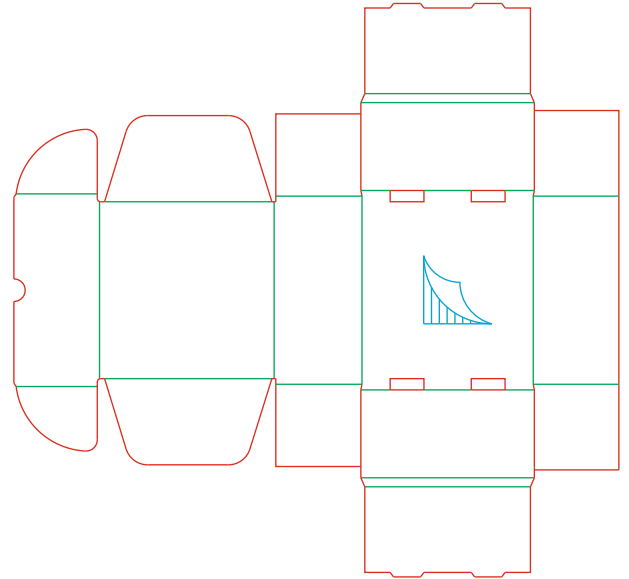


single corrugated cardboard
B flute

F120

F121

suggested use	stator box
cardboard type	B flute
internal dimensions	155 x 150 x 75 mm
external dimensions	180 x 160 x 80 mm
flat dimensions	537 x 509 mm
box construction	FEFCO 0427
cardboard insert	-
tooling ID	70706W01

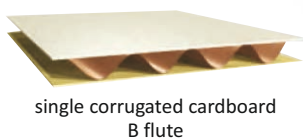

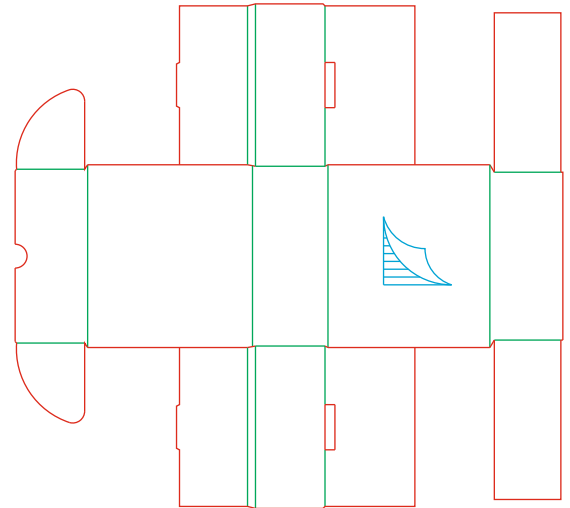



single corrugated cardboard
B flute

F121

F122


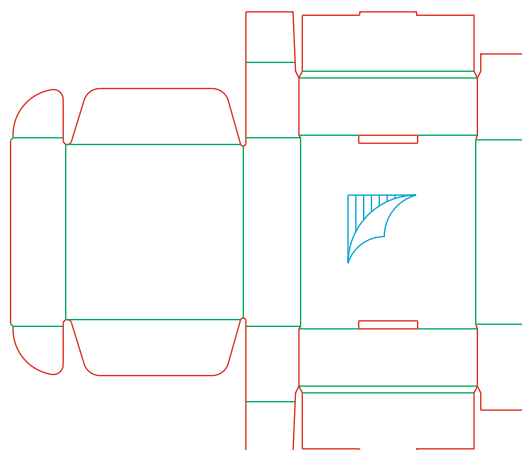
suggested use	stator box
cardboard type	B flute
internal dimensions	160 x 160 x 70 mm
external dimensions	185 x 170 x 80 mm
flat dimensions	508 x 551 mm
box construction	FEFCO 0471
cardboard insert	-
tooling ID	100426H09



F122

F123

suggested use	stator box
cardboard type	B flute
internal dimensions	210 x 205 x 65 mm
external dimensions	230 x 212 x 70 mm
flat dimensions	618 x 523 mm
box construction	FEFCO 0427
cardboard insert	-
tooling ID	120514H05



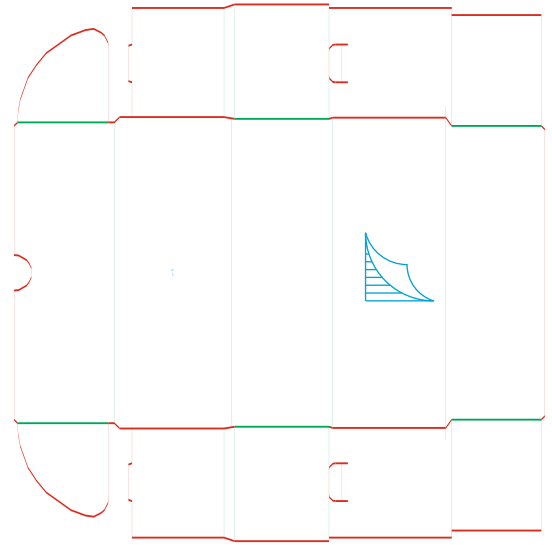


single corrugated cardboard
B flute

F123


F124

suggested use	stator box
cardboard type	B flute
internal dimensions	240 x 93 x 80 mm
external dimensions	263 x 100 x 88 mm
flat dimensions	455 x 450 mm
box construction	FEFCO 0471
cardboard insert	-
tooling ID	180108C01





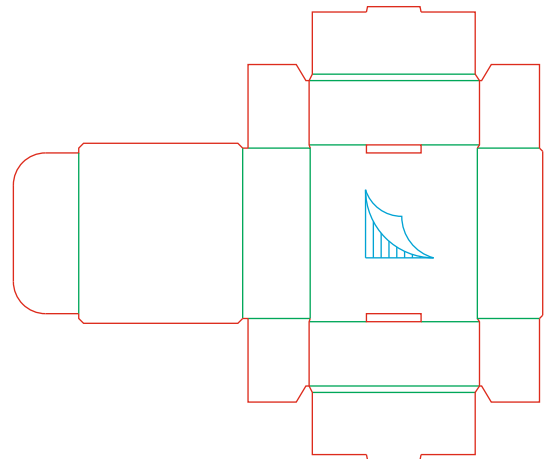
single corrugated cardboard
B flute

F124



F125

suggested use	stator box
cardboard type	B flute
internal dimensions	150 x 150 x 60 mm
external dimensions	167 x 160 x 65 mm
flat dimensions	494 x 423 mm
box construction	FEFCO 0427
cardboard insert	-
tooling ID	190516C04



single corrugated cardboard
B flute


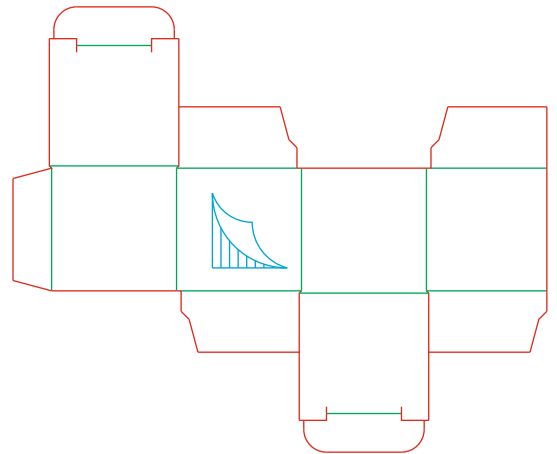
F125



PULLEY/BEARING BOXES

F130

suggested use	pulley/bearing box
cardboard type	E flute
internal dimensions	55 x 55 x 50 mm
external dimensions	56 x 58 x 56 mm
flat dimensions	110 x 197 mm
box construction	FEFCO 0211
cardboard insert	-
tooling ID	61019S05


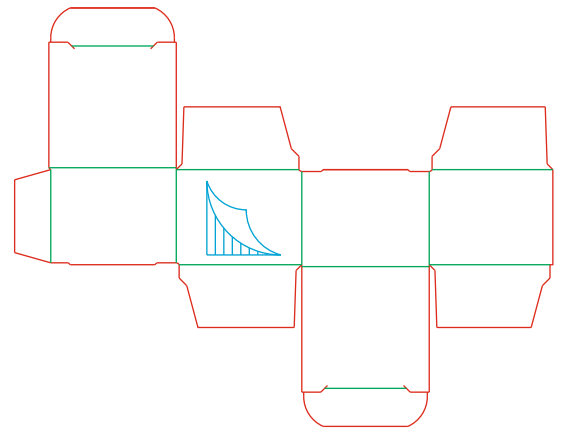



single corrugated cardboard
E flute

F130

F131


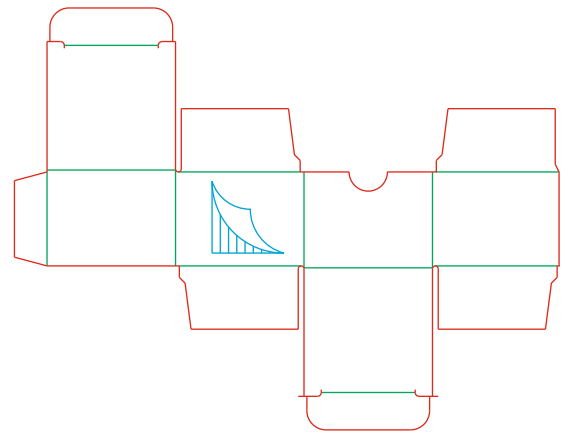

suggested use	pulley/bearing box
cardboard type	E flute
internal dimensions	65 x 65 x 50 mm
external dimensions	69 x 67 x 52 mm
flat dimensions	131 x 218 mm
box construction	FEFCO 0211
cardboard insert	-
tooling ID	70531J01



single corrugated cardboard
E flute

F132

suggested use	pulley/bearing box
cardboard type	E flute
internal dimensions	65 x 65 x 50 mm
external dimensions	69 x 68 x 52 mm
flat dimensions	134 x 218 mm
box construction	FEFCO 0211
cardboard insert	-
tooling ID	100224E03




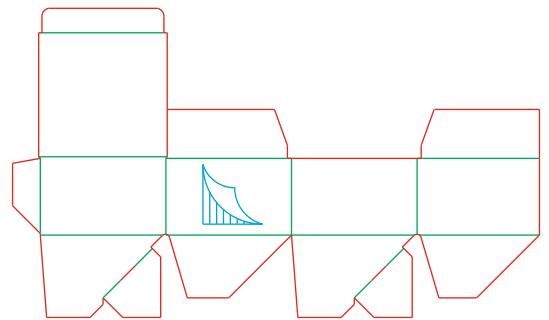
single corrugated cardboard
E flute

F132

PULLEY/BEARING BOXES

F133

suggested use	pulley/bearing box
cardboard type	E flute
internal dimensions	75 x 75 x 45 mm
external dimensions	79 x 79 x 50 mm
flat dimensions	153 x 139 mm
box construction	FEFCO 0713
cardboard insert	-
tooling ID	120119E02


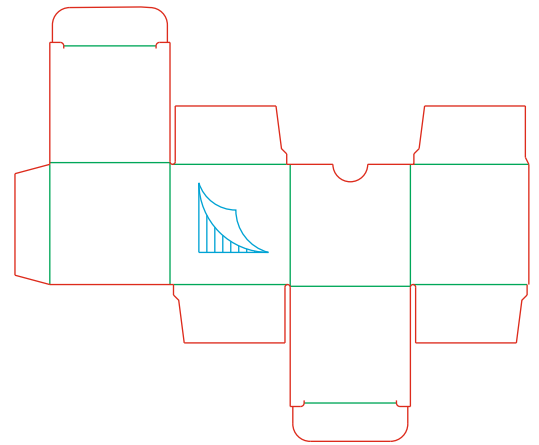



single corrugated cardboard
E flute

F133

F134

suggested use	pulley/bearing box
cardboard type	E flute
internal dimensions	70 x 65 x 70 mm
external dimensions	71 x 71 x 72 mm
flat dimensions	136 x 250 mm
box construction	FEFCO 0211
cardboard insert	-
tooling ID	100225E01



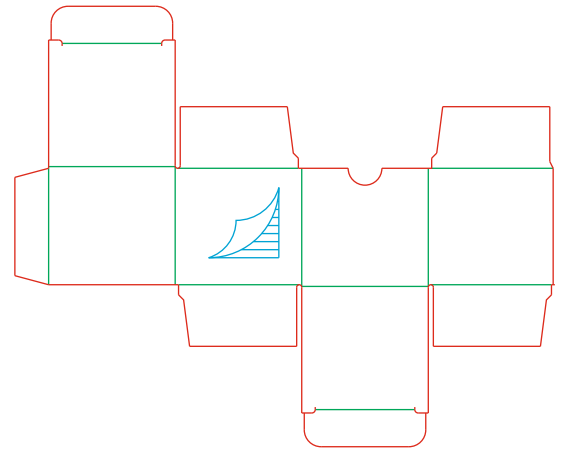



single corrugated cardboard
E flute

F134


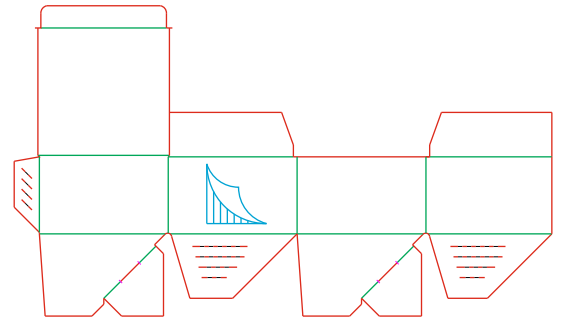

F135

suggested use	pulley/bearing box
cardboard type	E flute
internal dimensions	75 x 75 x 70 mm
external dimensions	77 x 79 x 72 mm
flat dimensions	150 x 260 mm
box construction	FEFCO 0211
cardboard insert	-
tooling ID	100329D06



F136

suggested use	pulley/bearing box
cardboard type	E flute
internal dimensions	85 x 85 x 50 mm
external dimensions	89 x 89 x 53 mm
flat dimensions	172 x 155 mm
box construction	FEFCO 0713
cardboard insert	-
tooling ID	120119E03




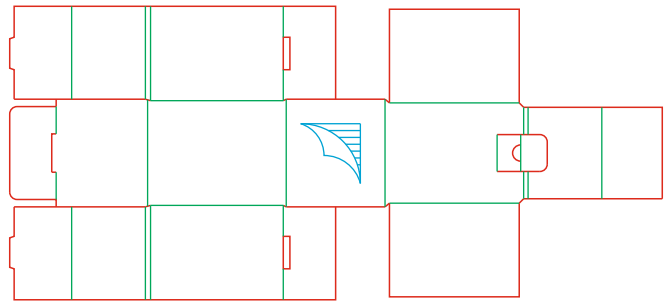

single corrugated cardboard
E flute

F136

PULLEY/BEARING BOXES

F137

suggested use	pulley/bearing box
cardboard type	E flute
internal dimensions	60 x 60 x 90 mm
external dimensions	73 x 69 x 95 mm
flat dimensions	199 x 443 mm
box construction	FEFCO 0470
cardboard insert	-
tooling ID	120321H03


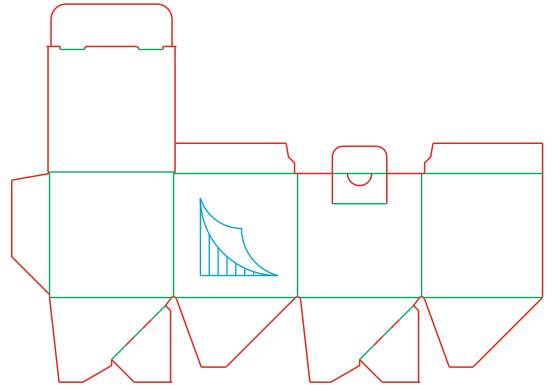



single corrugated cardboard
E flute

F137

F138

suggested use	pulley/bearing box
cardboard type	E flute
internal dimensions	80 x 80 x 80 mm
external dimensions	85 x 85 x 85 mm
flat dimensions	164 x 195 mm
box construction	FEFCO 0713
cardboard insert	-
tooling ID	120612X02


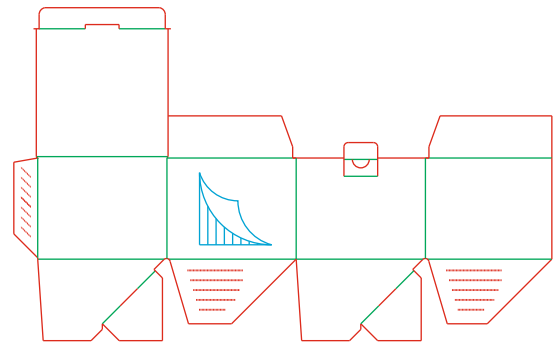



single corrugated cardboard
E flute

F138

F139

suggested use	pulley/bearing box
cardboard type	E flute
internal dimensions	90 x 90 x 70 mm
external dimensions	96 x 96 x 75 mm
flat dimensions	183 x 180 mm
box construction	FEFCO 0713
cardboard insert	-
tooling ID	120119E04


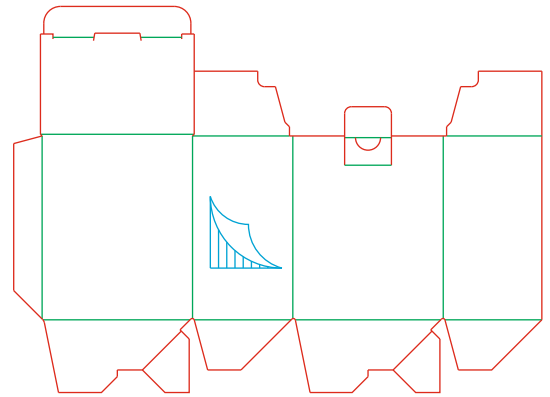



single corrugated cardboard
E flute

F139

F140



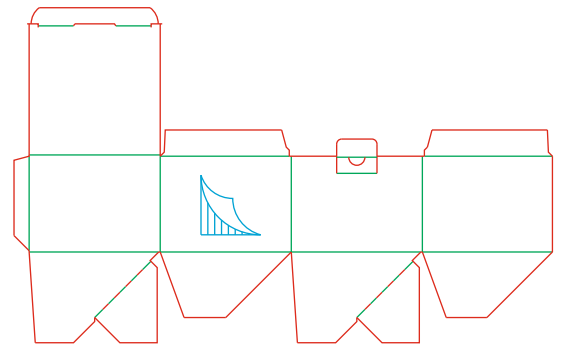
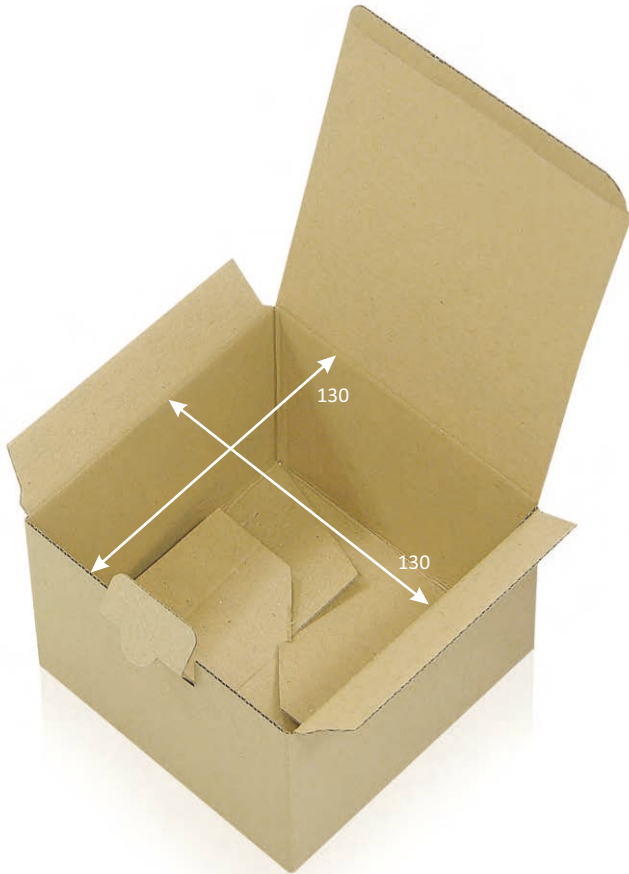
suggested use	pulley/bearing box
cardboard type	E flute
internal dimensions	90 x 58 x 110 mm
external dimensions	93 x 62 x 113 mm
flat dimentions	150 x 187 mm
box construction	FEFCO 0713
cardboard insert	-
tooling ID	90813X01



F140

F141



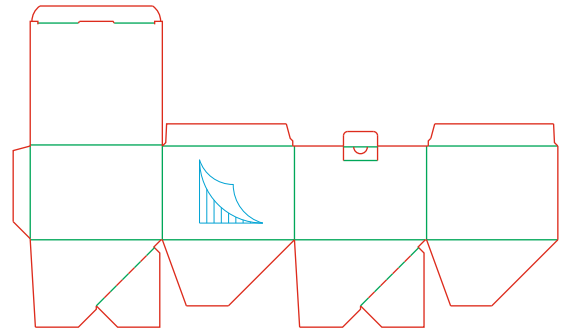

suggested use	pulley/bearing box
cardboard type	E flute
internal dimensions	130 x 130 x 95 mm
external dimensions	132 x 131 x 100 mm
flat dimensions	260 x 242 mm
box construction	FEFCO 0713
cardboard insert	-
tooling ID	110307R03



F141

F142

suggested use	pulley/bearing box
cardboard type	E flute
internal dimensions	155 x 155 x 110 mm
external dimensions	157 x 159 x 113 mm
flat dimensions	310 x 274 mm
box construction	FEFCO 0713
cardboard insert	-
tooling ID	110307R06


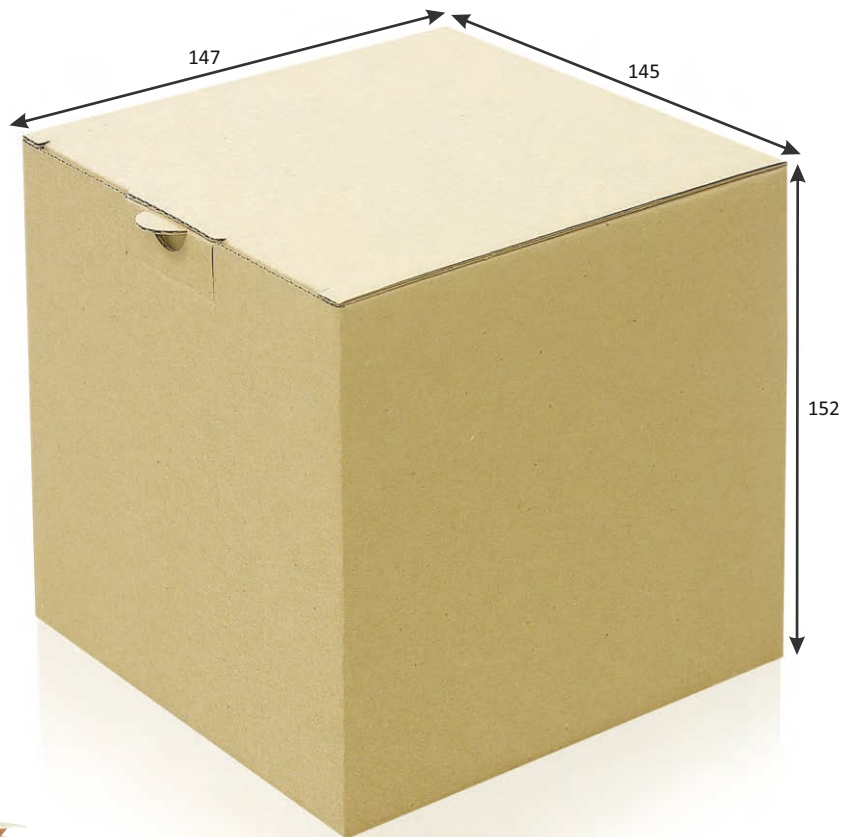
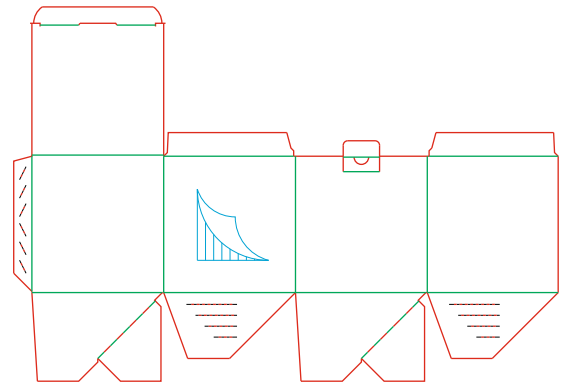



F142

PULLEY/BEARING BOXES

F143



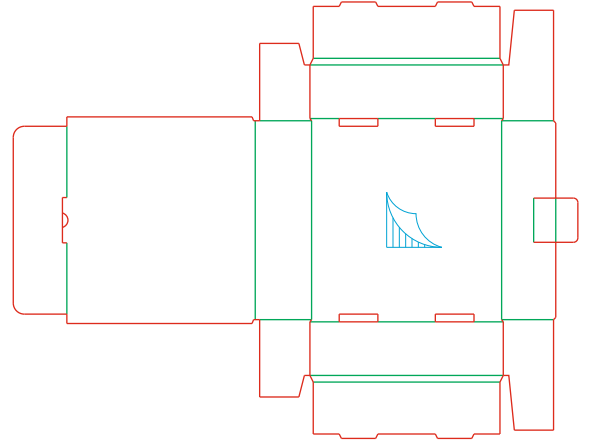
suggested use	pulley/bearing box
cardboard type	E flute
internal dimensions	140 x 140 x 150 mm
external dimensions	145 x 147 x 152 mm
flat dimensions	290 x 315 mm
box construction	FEFCO 0713
cardboard insert	-
tooling ID	110307R05



F143

F144

suggested use	pulley/bearing box
cardboard type	B flute
internal dimensions	173 x 172 x 50 mm
external dimensions	189 x 179 x 55 mm
flat dimensions	510 x 395 mm
box construction	FEFCO 0427
cardboard insert	-
tooling ID	90217Q01



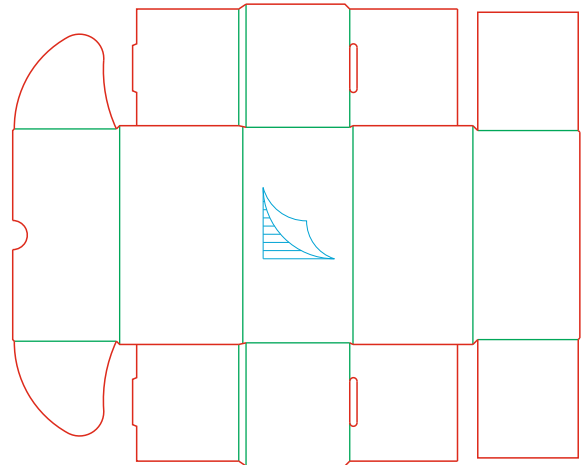



single corrugated cardboard
B flute

F144

F145



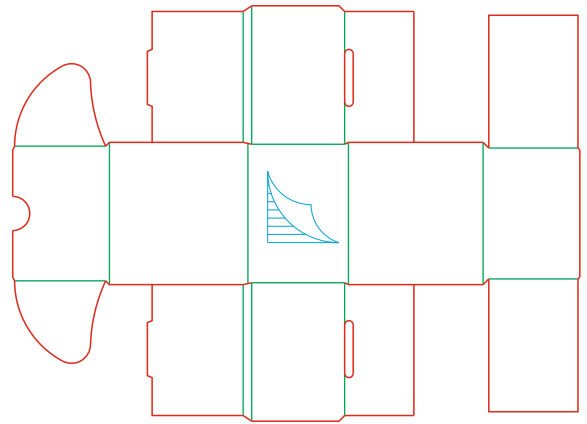
suggested use	pulley/bearing box
cardboard type	E flute
internal dimensions	122 x 72 x 63 mm
external dimensions	135 x 78 x 70 mm
flat dimensions	285 x 350 mm
box construction	FEFCO 0471
cardboard insert	-
tooling ID	130611R08



F145

F146


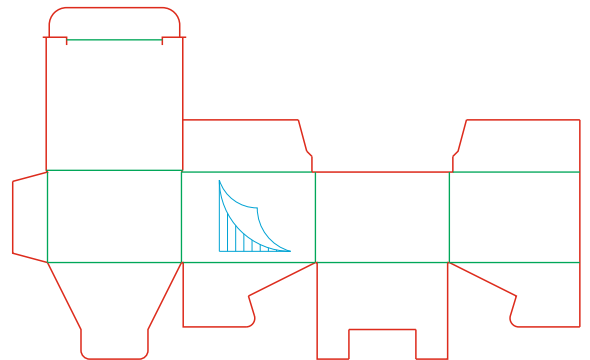

suggested use	pulley/bearing box
cardboard type	E flute
internal dimensions	62 x 70 x 48 mm
external dimensions	75 x 75 x 55 mm
flat dimensions	219 x 299 mm
box construction	FEFCO 0471
cardboard insert	-
tooling ID	130611R09



F146

F147

suggested use	pulley/bearing box
cardboard type	E flute
internal dimensions	75 x 75 x 50 mm
external dimensions	79 x 79 x 56 mm
flat dimensions	157 x 146 mm
box construction	FEFCO 0215
cardboard insert	-
tooling ID	120927E01



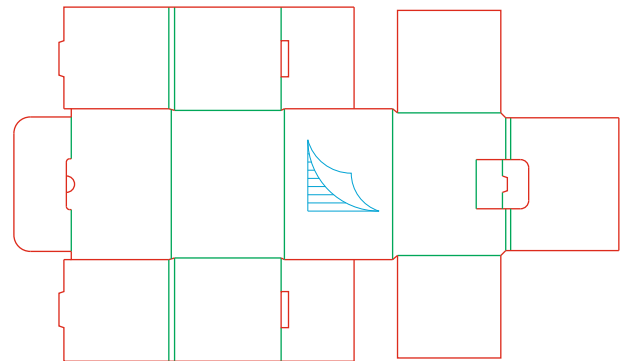


single corrugated cardboard
E flute

F147

F148



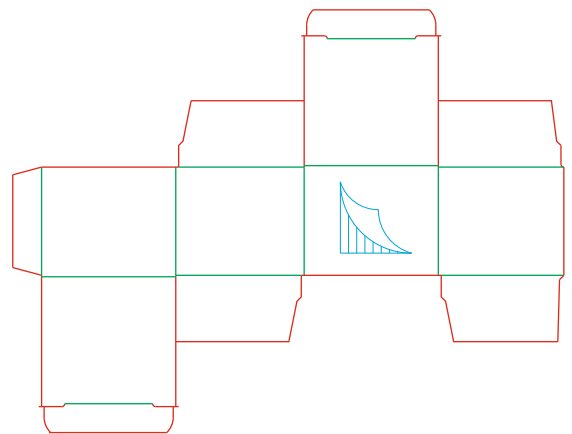

suggested use	pulley/bearing box
cardboard type	E flute
internal dimensions	80 x 60 x 65 mm
external dimensions	92 x 65 x 70 mm
flat dimensions	216 x 369 mm
box construction	FEFCO 0470
cardboard insert	-
tooling ID	130610H15



F148

F149



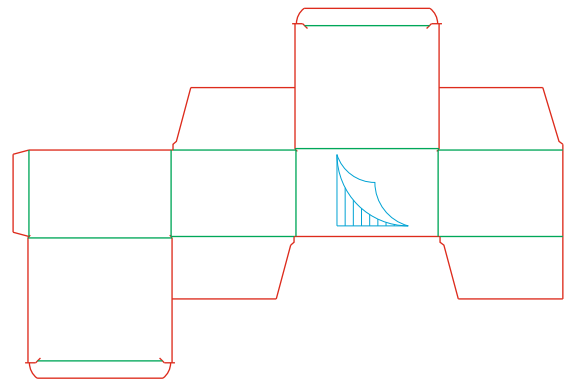
suggested use	pulley/bearing box
cardboard type	E flute
internal dimensions	90 x 85 x 73 mm
external dimensions	93 x 90 x 78 mm
flat dimensions	180 x 184 mm
box construction	FEFCO 0211
cardboard insert	-
tooling ID	140410H05



F149

F149A



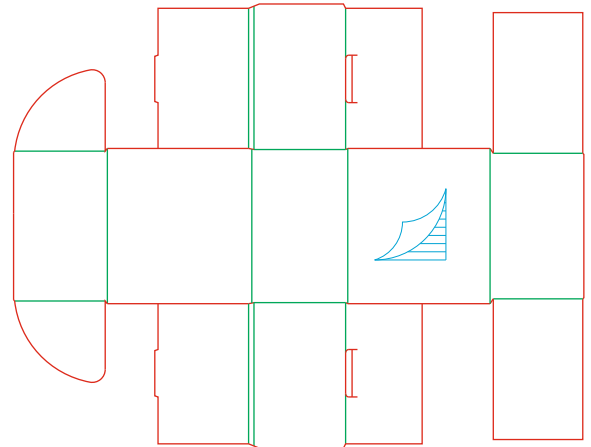
suggested use	pulley/bearing box
cardboard type	E flute
internal dimensions	145 x 127 x 88 mm
external dimensions	150 x 130 x 93 mm
flat dimensions	278 x 237 mm
box construction	FEFCO 0211
cardboard insert	-
tooling ID	70109K03



F149A

F149B



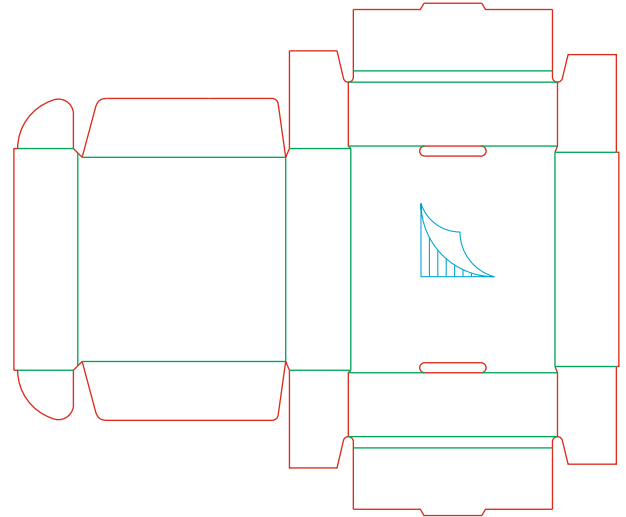
suggested use	pulley/bearing box
cardboard type	E flute
internal dimensions	130 x 130 x 85 mm
external dimensions	143 x 135 x 90 mm
flat dimensions	412 x 529 mm
box construction	FEFCO 0471
cardboard insert	-
tooling ID	130129H07



F149B

F149C

suggested use	pulley/bearing box
cardboard type	B flute
internal dimensions	165 x 165 x 50 mm
external dimensions	185 x 170 x 53 mm
flat dimensions	483 x 409 mm
box construction	FEFCO 0427
cardboard insert	-
tooling ID	150526H03



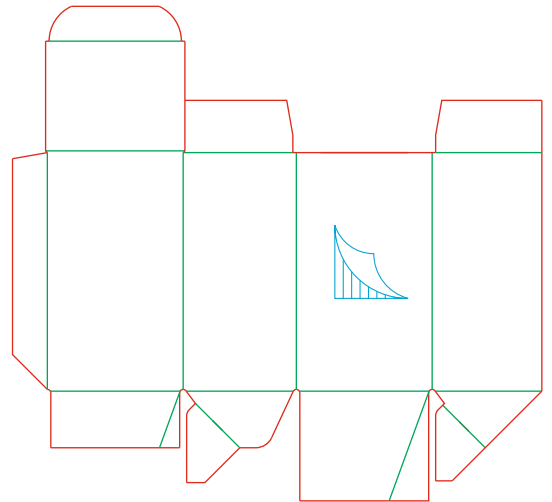
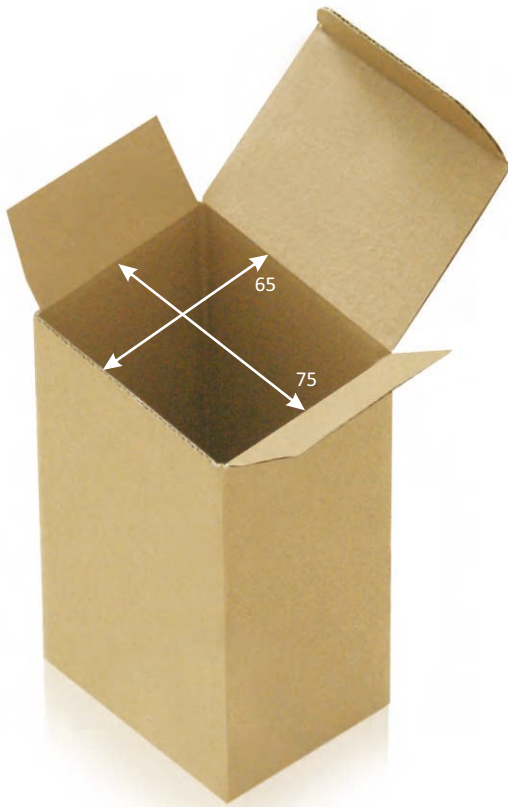


single corrugated cardboard
B flute

F149C

F149D



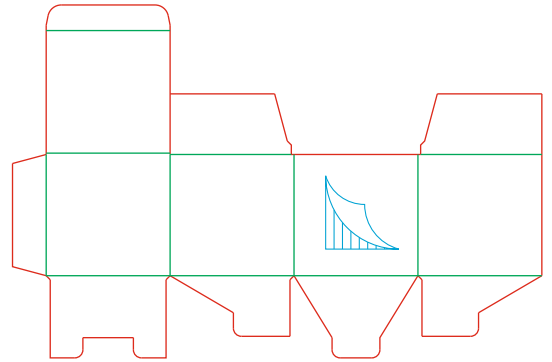
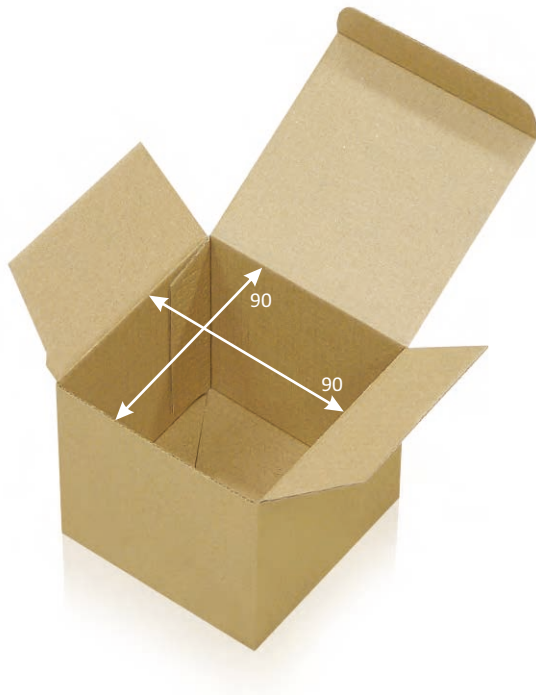
suggested use	pulley/bearing box
cardboard type	E flute
internal dimensions	75 x 65 x 135 mm
external dimensions	80 x 67 x 138 mm
flat dimensions	141 x 221 mm
box construction	FEFCO 0713
cardboard insert	-
tooling ID	150318C01



F149D

F149E



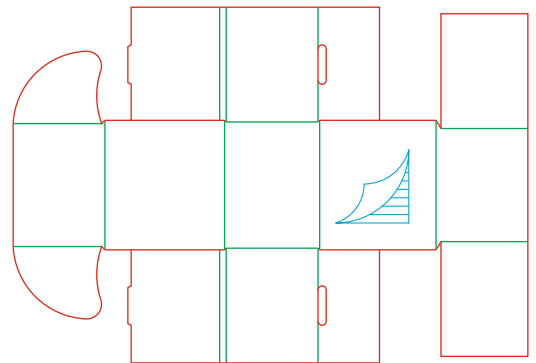

suggested use	pulley/bearing box
cardboard type	E flute
internal dimensions	90 x 90 x 90 mm
external dimensions	93 x 93 x 93 mm
flat dimensions	184 x 262 mm
box construction	FEFCO 0215
cardboard insert	-
tooling ID	151019B01



F149E

F149F


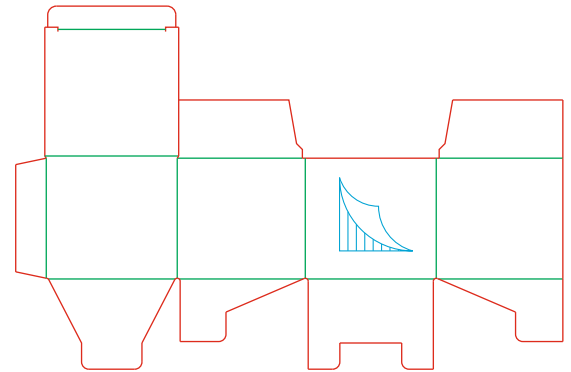
suggested use	pulley/bearing box
cardboard type	E flute
internal dimensions	65 x 70 x 53 mm
external dimensions	78 x 74 x 58 mm
flat dimensions	217 x 314 mm
box construction	FEFCO 0471
cardboard insert	-
tooling ID	161017C10



F149F

F149G

suggested use	pulley/bearing box
cardboard type	E flute
internal dimensions	88 x 85 x 80 mm
external dimensions	92 x 90 x 87 mm
flat dimensions	178 x 250 mm
box construction	FEFCO 0215
cardboard insert	-
tooling ID	161027U05


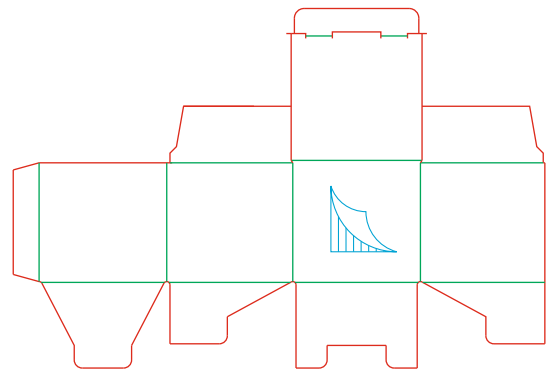



single corrugated cardboard
E flute

F149G

F149H

suggested use	pulley/bearing box
cardboard type	E flute
internal dimensions	77 x 75 x 70 mm
external dimensions	81 x 79 x 78 mm
flat dimensions	157 x 222 mm
box construction	FEFCO 0215
cardboard insert	-
tooling ID	161027U06



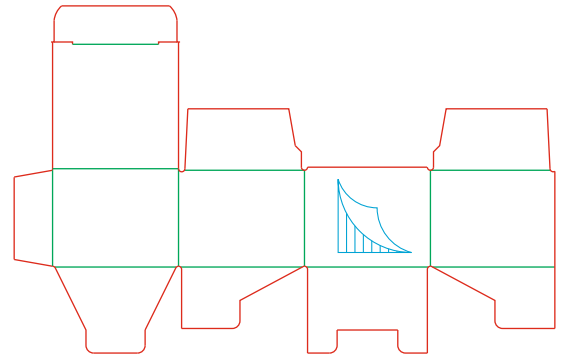



single corrugated cardboard
E flute

F149H

F149I



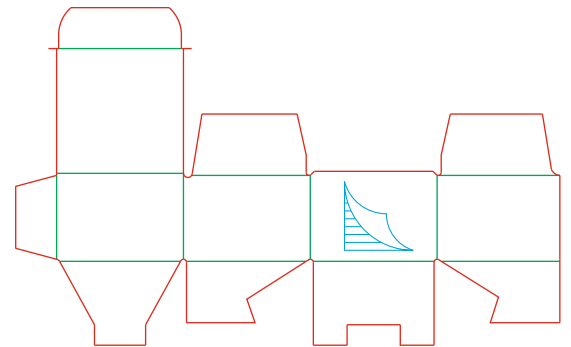

suggested use	pulley/bearing box
cardboard type	E flute
internal dimensions	80 x 80 x 63 mm
external dimensions	83 x 83 x 66 mm
flat dimensions	164 x 226 mm
box construction	FEFCO 0215
cardboard insert	-
tooling ID	170529U01



F149I

F149J



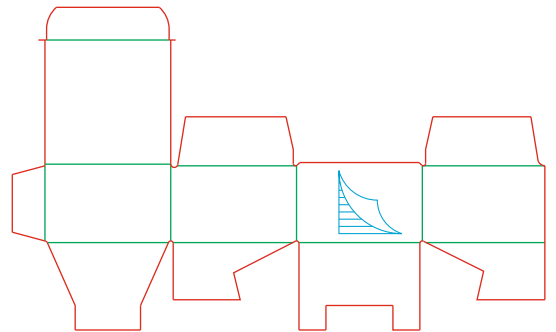

suggested use	pulley/bearing box
cardboard type	E flute
internal dimensions	60 x 60 x 40 mm
external dimensions	63 x 63 x 45 mm
flat dimensions	124 x 124 mm
box construction	FEFCO 0215
cardboard insert	-
tooling ID	170421B07



F149J

F149K


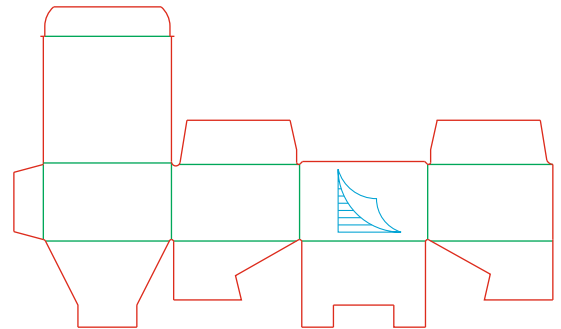

suggested use	pulley/bearing box
cardboard type	E flute
internal dimensions	75 x 75 x 45 mm
external dimensions	78 x 78 x 50 mm
flat dimensions	144 x 154 mm
box construction	FEFCO 0215
cardboard insert	-
tooling ID	170421B08



F149K

F149L

suggested use	pulley/bearing box
cardboard type	E flute
internal dimensions	85 x 85 x 50 mm
external dimensions	88 x 88 x 55 mm
flat dimensions	159 x 174 mm
box construction	FEFCO 0215
cardboard insert	-
tooling ID	170421B09



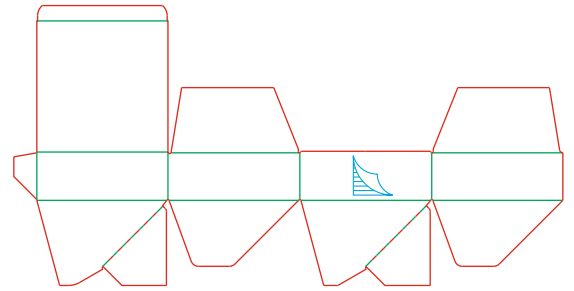



single corrugated cardboard
E flute

F149L

F149M

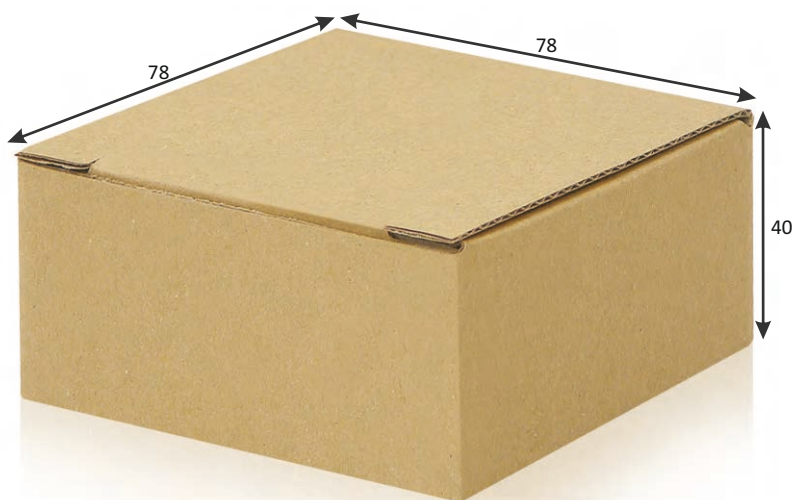
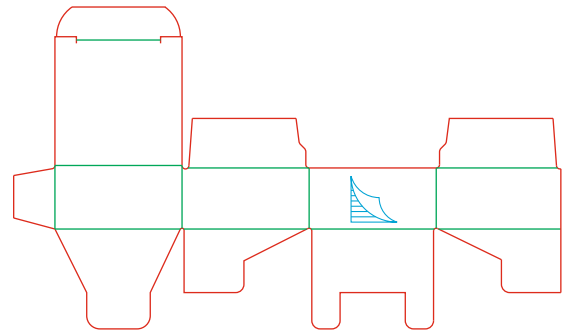

suggested use	pulley/bearing box
cardboard type	E flute
internal dimensions	170 x 170 x 60 mm
external dimensions	173 x 173 x 65 mm
flat dimensions	343 x 254 mm
box construction	FEFCO 0713
cardboard insert	-
tooling ID	170421B02



F149M

F149N


suggested use	pulley/bearing box
cardboard type	E flute
internal dimensions	75 x 75 x 35 mm
external dimensions	78 x 78 x 40 mm
flat dimensions	195 x 154 mm
box construction	FEFCO 0215
cardboard insert	-
tooling ID	180612C12



single corrugated cardboard
E flute

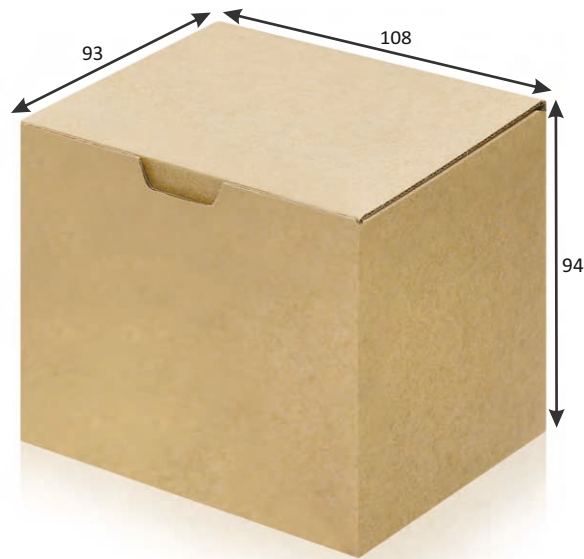
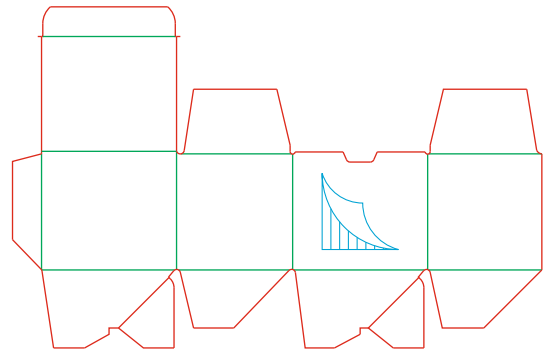
F149N

NEW



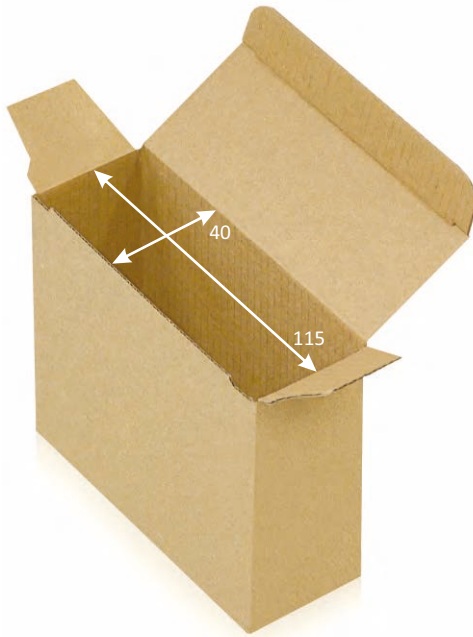
F1490

suggested use	pulley/bearing box
cardboard type	E flute
internal dimensions	105 x 90 x 90 mm
external dimensions	108 x 93 x 94 mm
flat dimensions	199 x 208 mm
box construction	FEFCO 0713
cardboard insert	-
tooling ID	190415E02




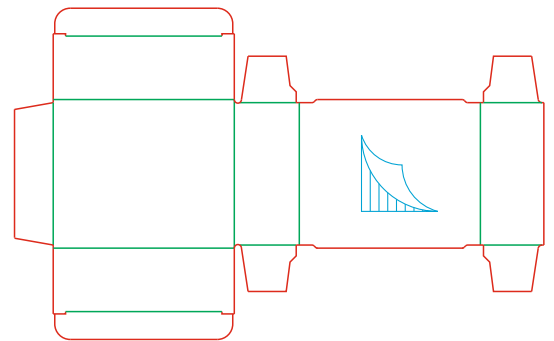
single corrugated cardboard
E flute

F1490



F149P


suggested use	pulley/bearing box
cardboard type	E flute
internal dimensions	115 x 40 x 93 mm
external dimensions	118 x 42 x 96 mm
flat dimensions	159 x 214 mm
box construction	FEFCO 0210
cardboard insert	-
tooling ID	190911105



single corrugated cardboard
E flute


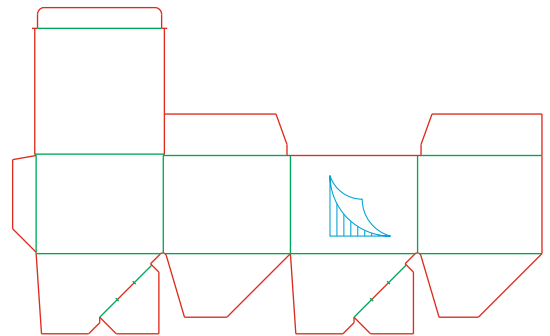
F149P

NEW



F149R

suggested use	pulley/bearing box
cardboard type	E flute
internal dimensions	90 x 90 x 70 mm
external dimensions	93 x 93 x 73 mm
flat dimensions	184 x 178 mm
box construction	FEFCO 0713
cardboard insert	-
tooling ID	120119E04



single corrugated cardboard
E flute


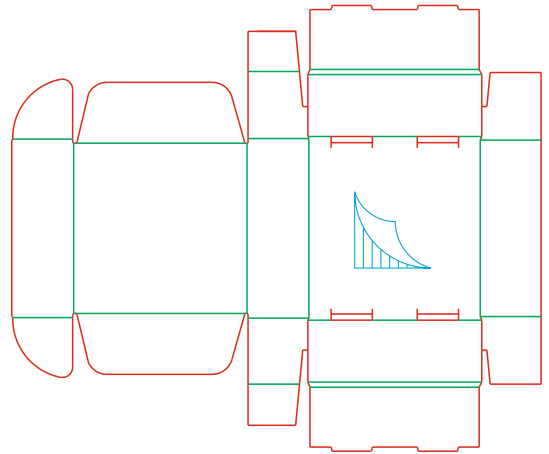
F149R

NEW



F149S


suggested use	pulley/bearing box
cardboard type	E flute
internal dimensions	165 x 160 x 57 mm
external dimensions	180 x 170 x 60 mm
flat dimensions	513 x 432 mm
box construction	FEFCO 0427
cardboard insert	-
tooling ID	P20091137



single corrugated cardboard
E flute


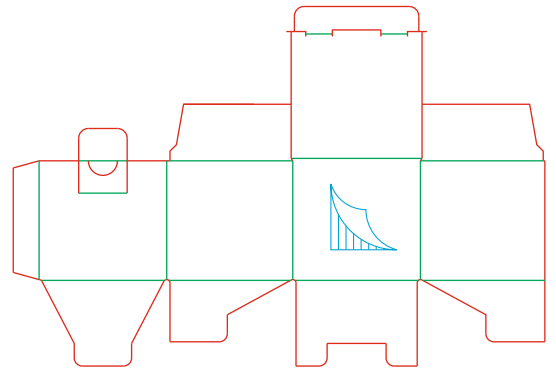
F149S

NEW



F149T

suggested use	pulley/bearing box
cardboard type	E flute
internal dimensions	77 x 75 x 70 mm
external dimensions	81 x 79 x 78 mm
flat dimensions	157 x 222 mm
box construction	FEFCO 0215
cardboard insert	-
tooling ID	161027U06



single corrugated cardboard
E flute

F149T



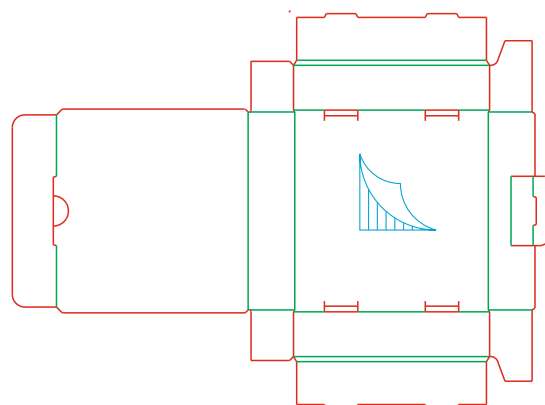
PULLEY/BEARING BOXES

NEW



F149U

suggested use	pulley/bearing box
cardboard type	E flute
internal dimensions	150 x 150 x 35 mm
external dimensions	160 x 155 x 38 mm
flat dimensions	430 x 315 mm
box construction	FEFCO 0421
cardboard insert	-
tooling ID	P22021461





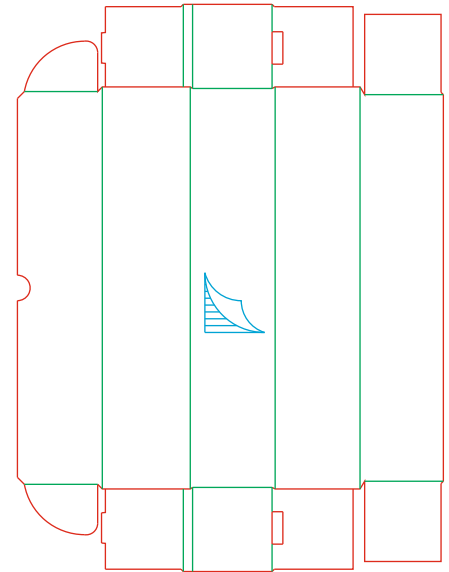
F149U



DRIVE SHAFT BOXES

F150

suggested use	drive shaft box
cardboard type	EB flute
internal dimensions	490 x 105 x 105 mm
external dimensions	520 x 115 x 115 mm
flat dimensions	735 x 552 mm
box construction	FEFCO 0471
cardboard insert	-
tooling ID	81020Q03

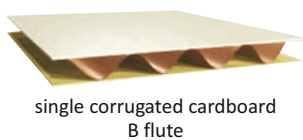

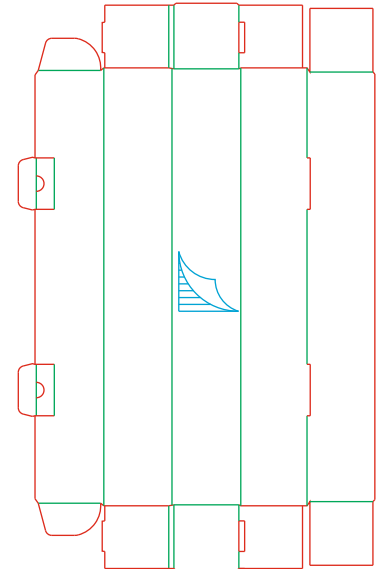


F150

DRIVE SHAFT BOXES

F151



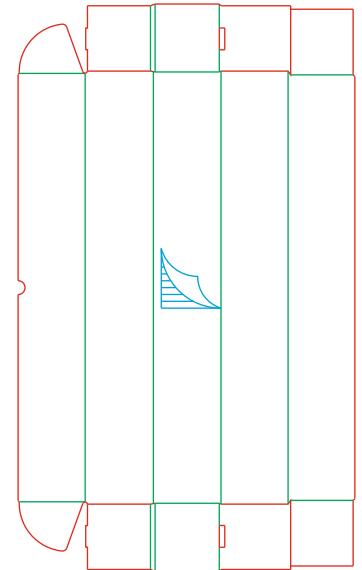
suggested use	drive shaft box
cardboard type	B flute
internal dimensions	660 x 100 x 100 mm
external dimensions	680 x 105 x 110 mm
flat dimensions	882 x 554 mm
box construction	FEFCO 0471
cardboard insert	-
tooling ID	90114Q01



F151

F152

suggested use	drive shaft box
cardboard type	B flute
internal dimensions	725 x 115 x 110 mm
external dimensions	750 x 120 x 120 mm
flat dimensions	981 x 582 mm
box construction	FEFCO 0471
cardboard insert	-
tooling ID	80421C01




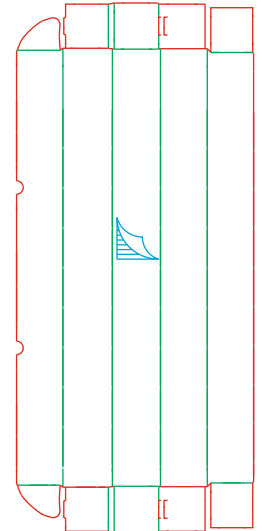
single corrugated cardboard
B flute

F152

DRIVE SHAFT BOXES

F153

suggested use	drive shaft box
cardboard type	EB flute
internal dimensions	950 x 100 x 95 mm
external dimensions	985 x 115 x 110 mm
flat dimensions	1188 x 532 mm
box construction	FEFCO 0471
cardboard insert	-
tooling ID	110228H05


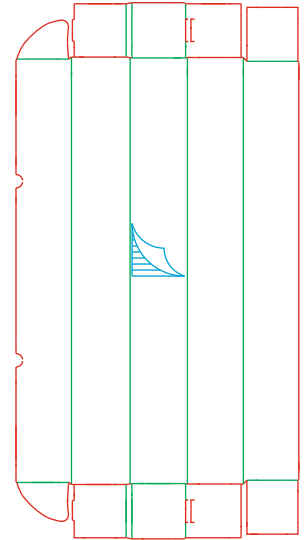


double corrugated cardboard
EB flute

F153

F154

suggested use	drive shaft box
cardboard type	EB flute
internal dimensions	925 x 120 x 120 mm
external dimensions	955 x 135 x 135 mm
flat dimensions	1198 x 632 mm
box construction	FEFCO 0471
cardboard insert	W154
tooling ID	110228H02



double corrugated cardboard
EB flute




F154

DRIVE SHAFT BOXES



F155

suggested use	drive shaft box
cardboard type	B flute
internal dimensions	1050 x 120 x 120 mm
external dimensions	1070 x 125 x 125 mm
flat dimensions	615 x 1570 mm
box construction	FEFCO 0427
cardboard insert	-
tooling ID	101004Q02


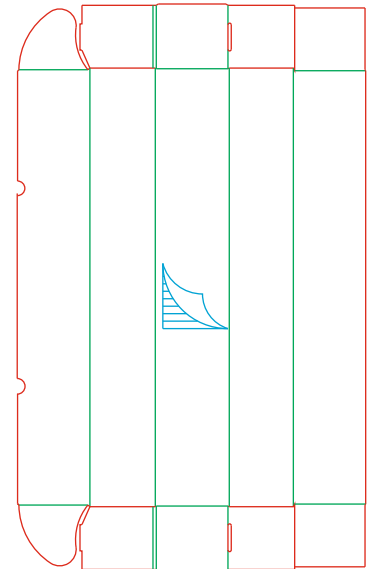


single corrugated cardboard
B flute

F155

F156

suggested use	drive shaft box
cardboard type	E flute
internal dimensions	650 x 100 x 110 mm
external dimensions	664 x 103 x 113 mm
flat dimensions	858 x 527 mm
box construction	FEFCO 0471
cardboard insert	-
tooling ID	91109H02





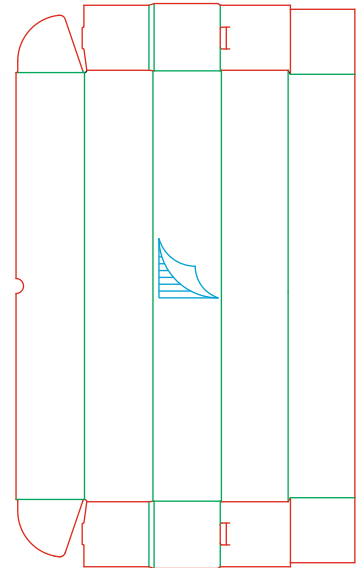

single corrugated cardboard
E flute

F156

DRIVE SHAFT BOXES

F157

suggested use	drive shaft box
cardboard type	B flute
internal dimensions	725 x 118 x 113 mm
external dimensions	750 x 123 x 123 mm
flat dimensions	982 x 589 mm
box construction	FEFCO 0471
cardboard insert	-
tooling ID	140625H02


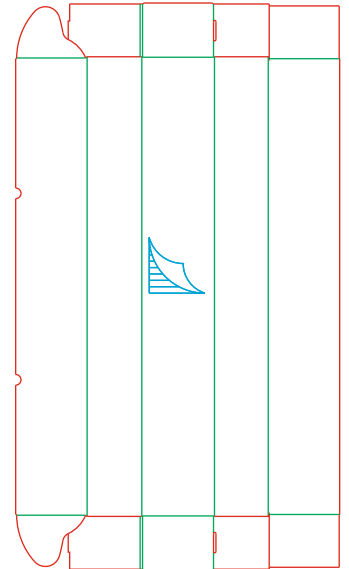


single corrugated cardboard
B flute

F157

F158

suggested use	drive shaft box
cardboard type	E flute
internal dimensions	930 x 110 x 145 mm
external dimensions	950 x 115 x 153 mm
flat dimensions	1171 x 669 mm
box construction	FEFCO 0471
cardboard insert	-
tooling ID	91109H01





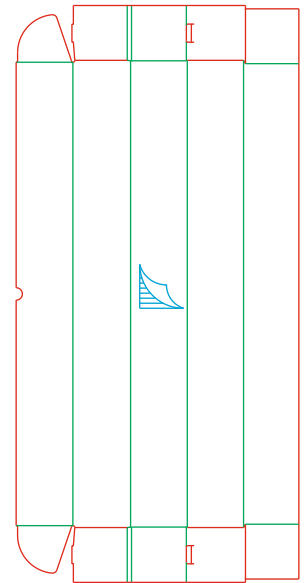
single corrugated cardboard
E flute

F158

DRIVE SHAFT BOXES

F159

suggested use	drive shaft box
cardboard type	B flute
internal dimensions	957 x 115 x 113 mm
external dimensions	980 x 120 x 120 mm
flat dimensions	1210 x 593 mm
box construction	FEFCO 0471
cardboard insert	-
tooling ID	140625H01



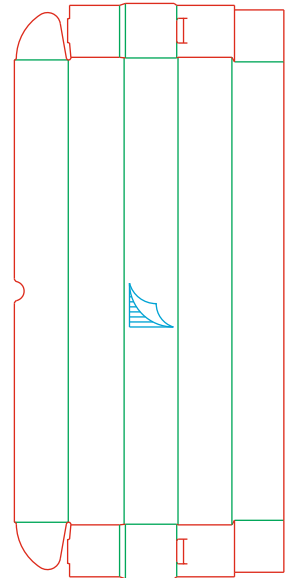


single corrugated cardboard
B flute

F159

F159A

suggested use	drive shaft box
cardboard type	B flute
internal dimensions	700 x 80 x 80 mm
external dimensions	720 x 87 x 85 mm
flat dimensions	886 x 415 mm
box construction	FEFCO 0471
cardboard insert	-
tooling ID	141112C02



single corrugated cardboard
B flute

F159A



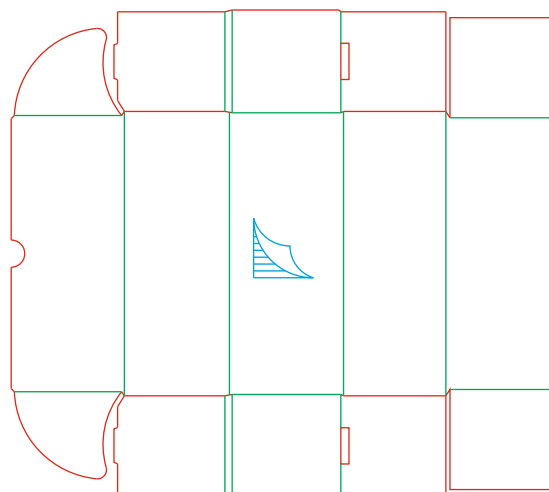


CV JOINT BOXES



F160

suggested use	cv joint box
cardboard type	B flute
internal dimensions	295 x 110 x 120 mm
external dimensions	315 x 120 x 130 mm
flat dimensions	538 x 603 mm
box construction	FEFCO 0471
cardboard insert	W160
tooling ID	110421H02



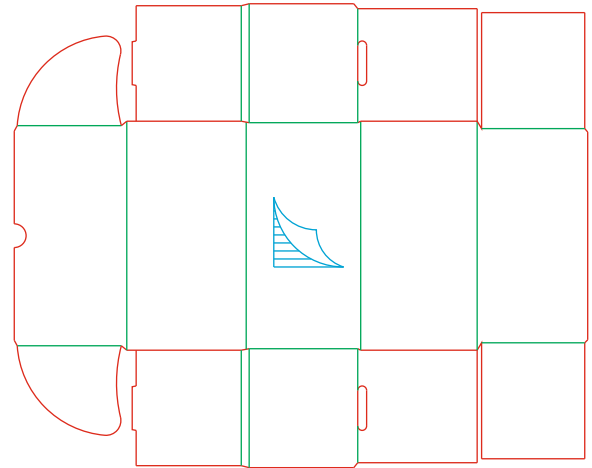


single corrugated cardboard
B flute

F160

F161

suggested use	cv joint box
cardboard type	B flute
internal dimensions	210 x 115 x 110 mm
external dimensions	230 x 123 x 120 mm
flat dimensions	470 x 581 mm
box construction	FEFCO 0471
cardboard insert	-
tooling ID	131024R01



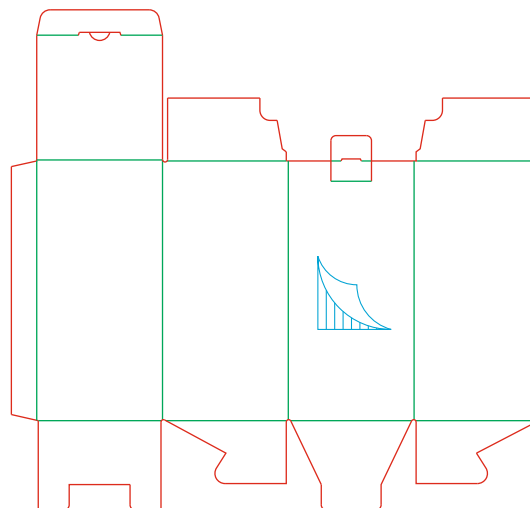
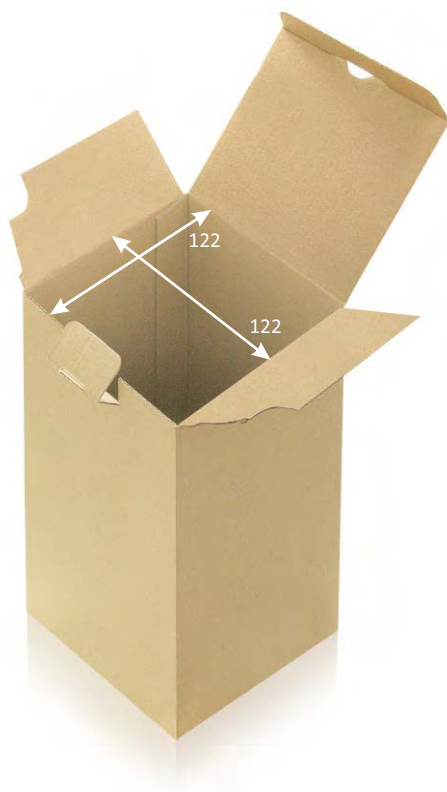


single corrugated cardboard
B flute

F161

F162



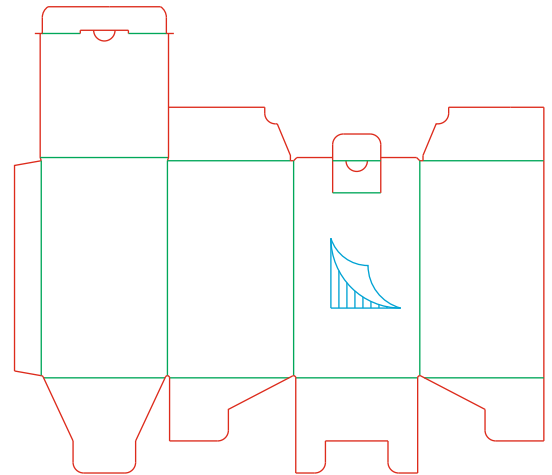

suggested use	cv joint box
cardboard type	E flute
internal dimensions	122 x 122 x 255 mm
external dimensions	125 x 125 x 260 mm
flat dimensions	248 x 493 mm
box construction	FEFCO 0215
cardboard insert	-
tooling ID	150428J01



F162


F163

suggested use	cv joint box
cardboard type	B flute
internal dimensions	115 x 115 x 205 mm
external dimensions	120 x 120 x 207 mm
flat dimensions	236 x 436 mm
box construction	FEFCO 0215
cardboard insert	-
tooling ID	151109C05





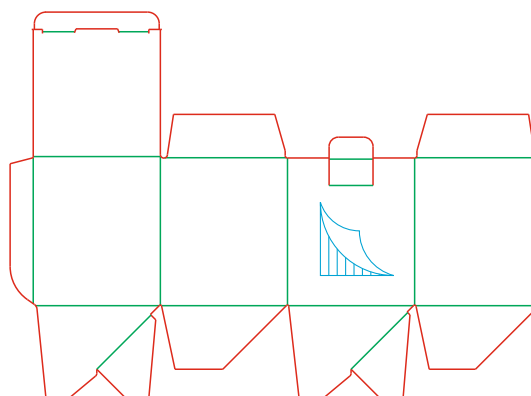
single corrugated cardboard
B flute

NEW



F164


suggested use	cv joint box
cardboard type	E flute
internal dimensions	107 x 107 x 125 mm
external dimensions	110 x 110 x 130 mm
flat dimensions	220 x 254 mm
box construction	FEFCO 0713
cardboard insert	-
tooling ID	P22072661



F164



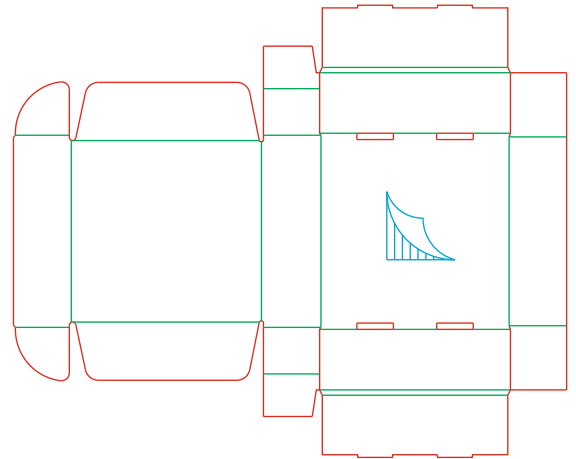


BRAKE DISC BOXES



F165

suggested use	brake disc box
cardboard type	B flute
internal dimensions	280 x 280 x 90 mm
external dimensions	298 x 290 x 94 mm
flat dimensions	832 x 680 mm
box construction	FEFCO 0427
cardboard insert	-
tooling ID	100305502



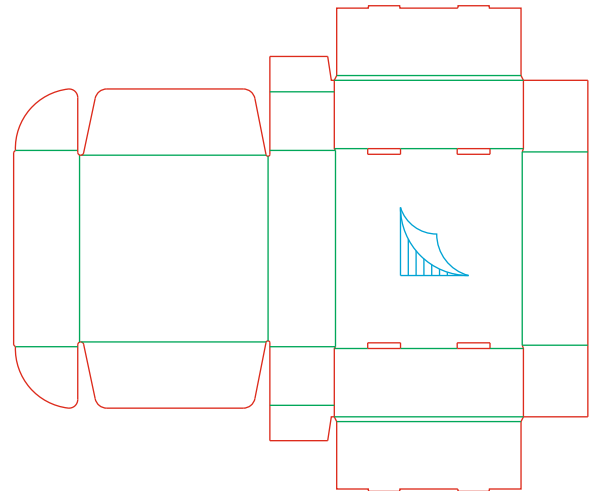


single corrugated cardboard
B flute

F165

F166

suggested use	brake disc box
cardboard type	B flute
internal dimensions	320 x 310 x 110 mm
external dimensions	340 x 320 x 115 mm
flat dimensions	962 x 814 mm
box construction	FEFCO 0427
cardboard insert	-
tooling ID	100305503



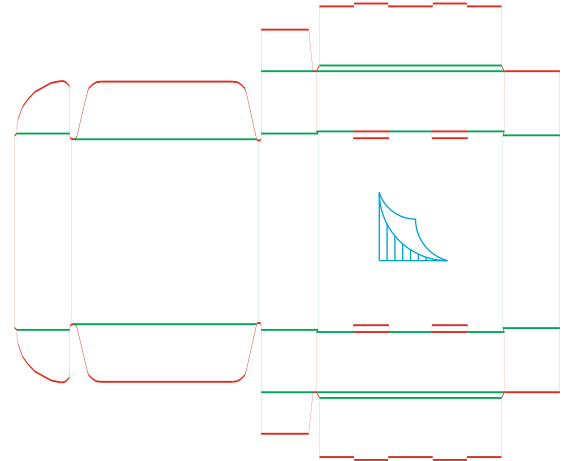


single corrugated cardboard
B flute

F166

F167

suggested use	brake disc box
cardboard type	B flute
internal dimensions	255 x 255 x 80 mm
external dimensions	285 x 266 x 85 mm
flat dimensions	760 x 637 mm
box construction	FEFCO 0427
cardboard insert	-
tooling ID	120412H09





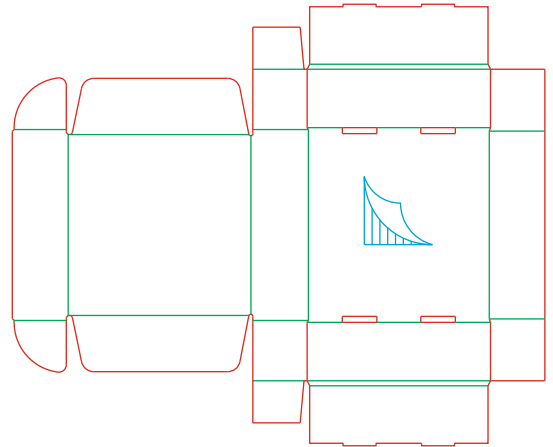
single corrugated cardboard
B flute

F167



F168

suggested use	brake disc box
cardboard type	B flute
internal dimensions	285 x 285 x 90 mm
external dimensions	310 x 295 x 94 mm
flat dimensions	848 x 703 mm
box construction	FEFCO 0427
cardboard insert	-
tooling ID	120412H10



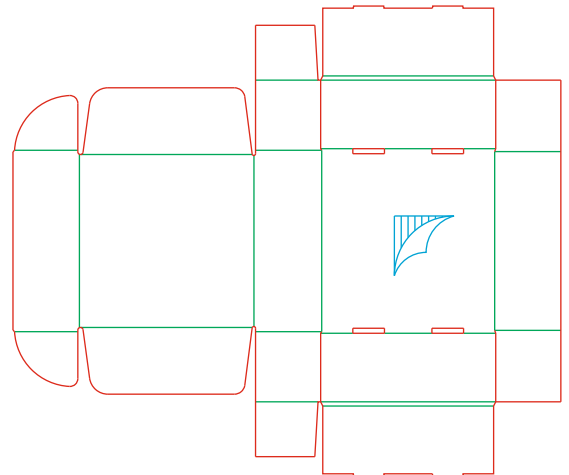


single corrugated cardboard
B flute

F168

F169

suggested use	brake disc box
cardboard type	B flute
internal dimensions	325 x 325 x 127 mm
external dimensions	353 x 335 x 130 mm
flat dimentions	1039 x 890 mm
box construction	FEFCO 0427
cardboard insert	-
tooling ID	120412H11



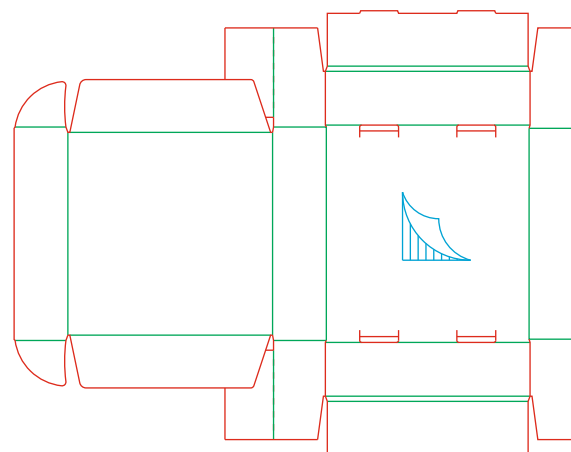


single corrugated cardboard
B flute

F169

F169A

suggested use	brake disc box
cardboard type	B flute
internal dimensions	315 x 310 x 80 mm
external dimensions	335 x 320 x 85 mm
flat dimensions	878 x 688 mm
box construction	FEFCO 0427
cardboard insert	-
tooling ID	130502R02



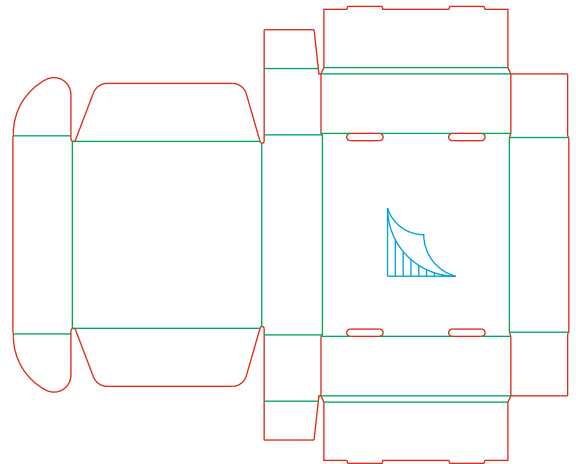


single corrugated cardboard
B flute

F169A

F169B

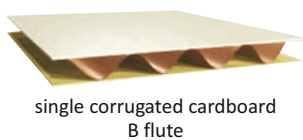

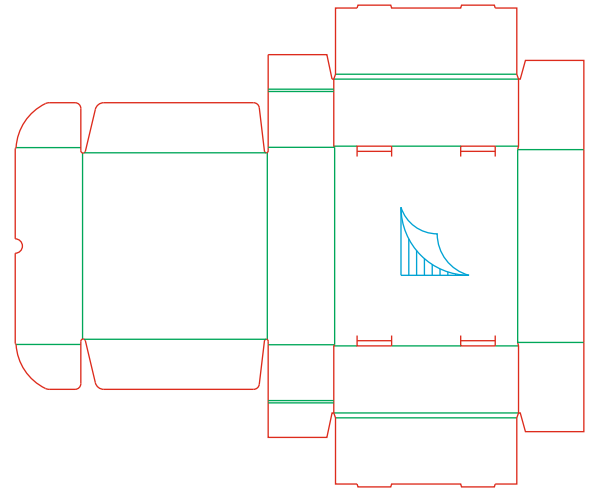
suggested use	brake disc box
cardboard type	EB flute
internal dimensions	385 x 385 x 120 mm
external dimensions	420 x 395 x 125 mm
flat dimensions	1145 x 941 mm
box construction	FEFCO 0427
cardboard insert	-
tooling ID	130523R05



F169B

F169C


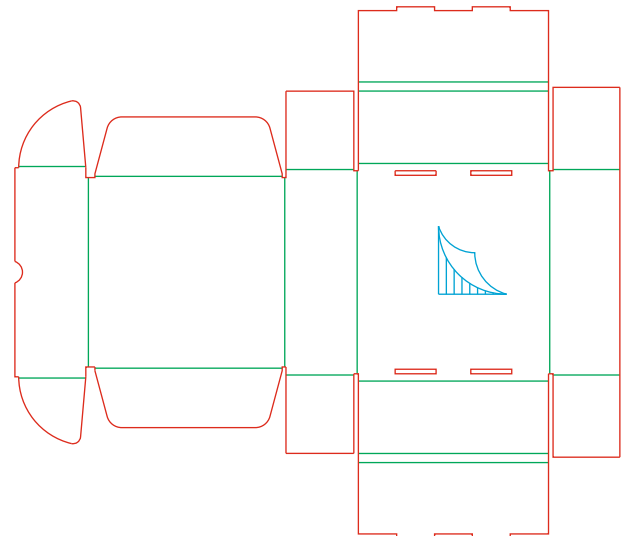
suggested use	brake disc box
cardboard type	B flute
internal dimensions	330 x 320 x 115 mm
external dimensions	350 x 325 x 120 mm
flat dimensions	988 x 837 mm
box construction	FEFCO 0427
cardboard insert	-
tooling ID	131203H09



F169C

F169D

suggested use	brake disc box
cardboard type	EB flute
internal dimensions	260 x 250 x 95 mm
external dimensions	285 x 260 x 100 mm
flat dimensions	798 x 700 mm
box construction	FEFCO 0427
cardboard insert	-
tooling ID	130614H07



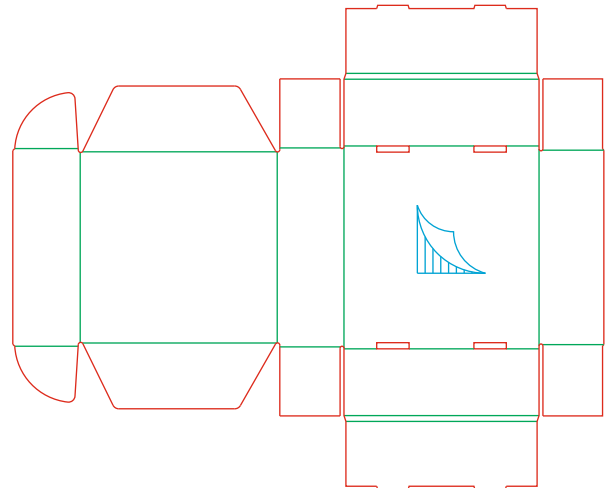


double corrugated cardboard
EB flute

F169D

F169E

suggested use	brake disc box
cardboard type	B flute
internal dimensions	295 x 300 x 100 mm
external dimensions	318 x 305 x 105 mm
flat dimensions	912 x 747 mm
box construction	FEFCO 0427
cardboard insert	-
tooling ID	150129H07



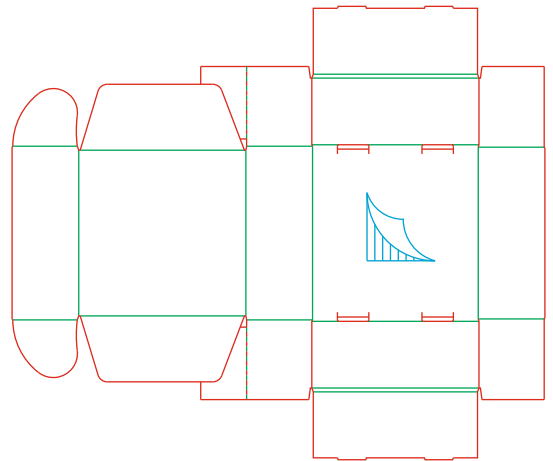


single corrugated cardboard
B flute

F169E

F169F

suggested use	brake disc box
cardboard type	B flute
internal dimensions	350 x 340 x 137 mm
external dimensions	365 x 345 x 140 mm
flat dimensions	1103 x 938 mm
box construction	FEFCO 0427
cardboard insert	-
tooling ID	150227R08



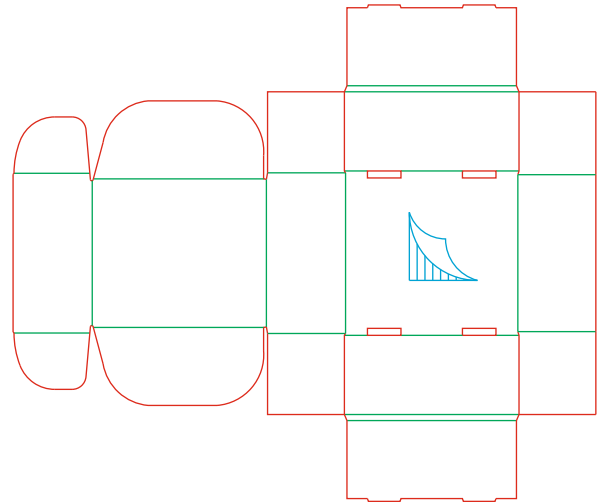


single corrugated cardboard
B flute

F169F

F169G



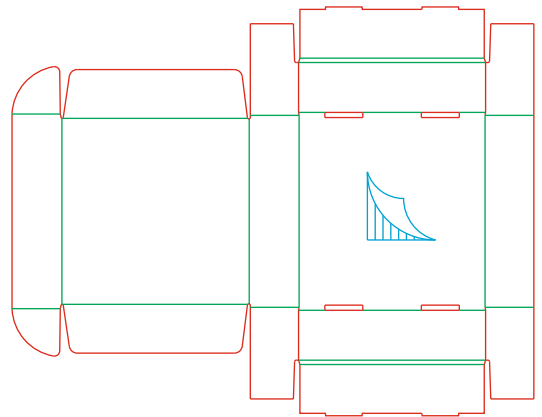
suggested use	brake disc box
cardboard type	EB flute
internal dimensions	325 x 365 x 167 mm
external dimensions	360 x 380 x 175 mm
flat dimensions	1252 x 1066 mm
box construction	FEFCO 0427
cardboard insert	-
tooling ID	160531U06



F169G

F169H

suggested use	brake disc box
cardboard type	B flute
internal dimensions	345 x 340 x 90 mm
external dimensions	365 x 345 x 95 mm
flat dimensions	963 x 754 mm
box construction	FEFCO 0427
cardboard insert	-
tooling ID	160718U01



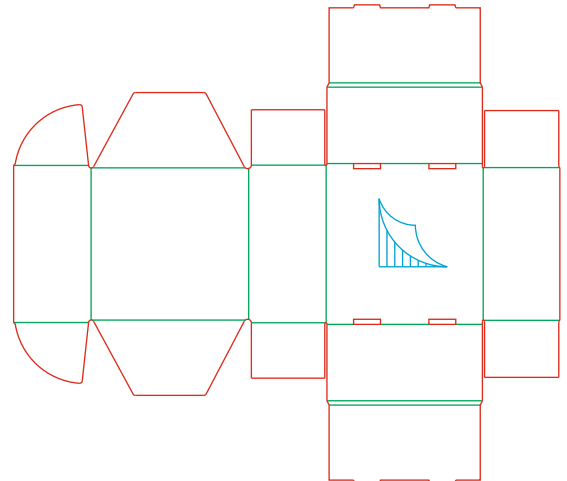


single corrugated cardboard
B flute

F169H

F169I

suggested use	brake disc box
cardboard type	B flute
internal dimensions	280 x 280 x 140 mm
external dimensions	305 x 295 x 145 mm
flat dimensions	1015 x 889 mm
box construction	FEFCO 0427
cardboard insert	-
tooling ID	160929U01



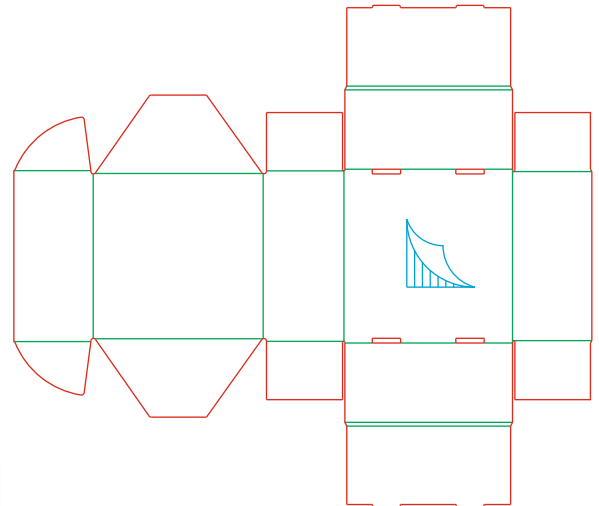


single corrugated cardboard
B flute

F169I

F169J

suggested use	brake disc box
cardboard type	B flute
internal dimensions	350 x 350 x 165 mm
external dimensions	375 x 360 x 170 mm
flat dimensions	1224 x 1062 mm
box construction	FEFCO 0427
cardboard insert	-
tooling ID	160627V01



single corrugated cardboard
B flute



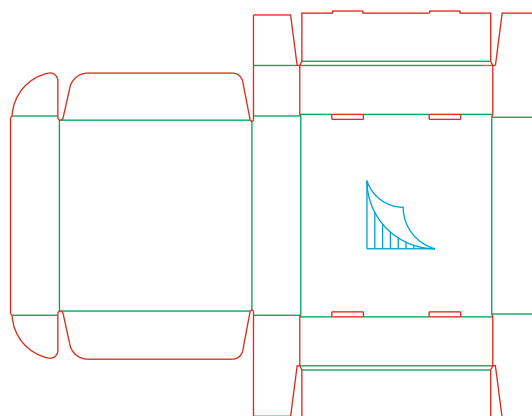
F169J

NEW



F169K

suggested use	brake disc box
cardboard type	B flute
internal dimensions	360 x 360 x 90 mm
external dimensions	385 x 370 x 95 mm
flat dimensions	1006 x 778 mm
box construction	FEFCO 0427
cardboard insert	-
tooling ID	190710L02



single corrugated cardboard
B flute



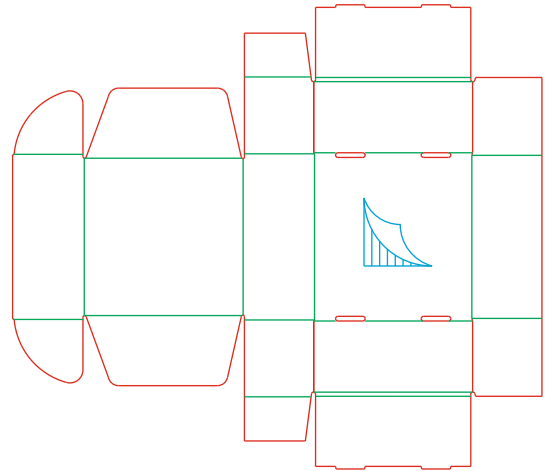
F169K

NEW



F169L

suggested use	brake disc box
cardboard type	B flute
internal dimensions	305 x 295 x 135 mm
external dimensions	327 x 307 x 140 mm
flat dimensions	894 x 1020 mm
box construction	FEFCO 0427
cardboard insert	-
tooling ID	P21041361



single corrugated cardboard
B flute

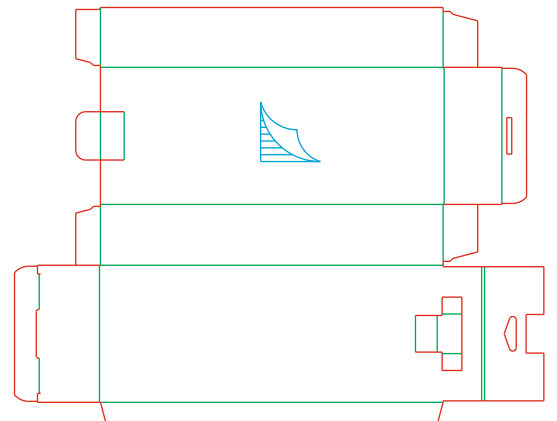
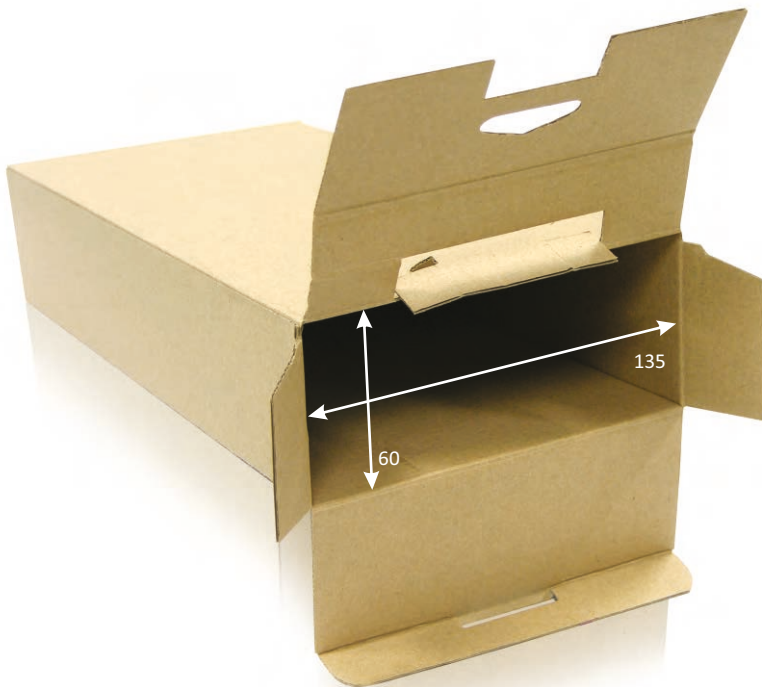
F169L



TIMING BELT BOXES + WATER PUMP BOXES

F170

suggested use	timing belt + water pump box
cardboard type	E flute
internal dimensions	135 x 60 x 345 mm
external dimensions	140 x 65 x 350 mm
flat dimensions	536 x 844 mm
box construction	FEFCO 0211
cardboard insert	-
tooling ID	90716J01





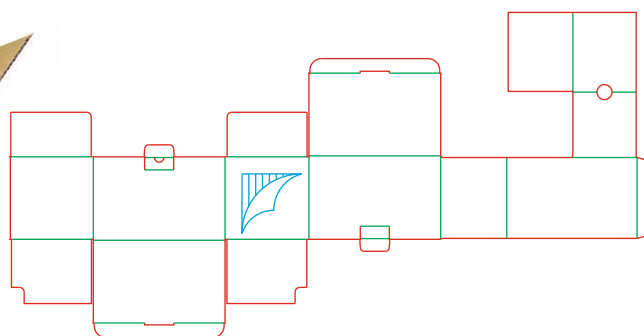

single corrugated cardboard
E flute

F170

TIMING BELT BOXES + WATER PUMP BOXES

F171

suggested use	timing belt + water pump box
cardboard type	B flute
internal dimensions	280 x 180 x 177 mm
external dimensions	286 x 182 x 185 mm
flat dimensions	455 x 690 mm
box construction	FEFCO 0228
cardboard insert	-
tooling ID	120525R02



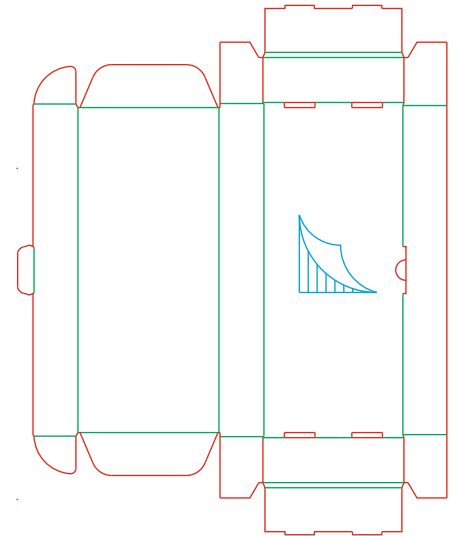


single corrugated cardboard
B flute

F171

F172


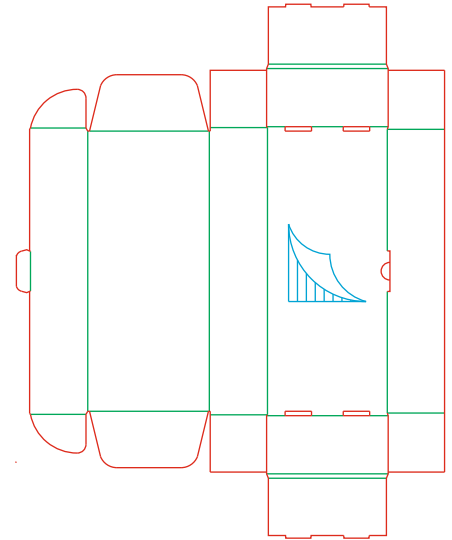
suggested use	timing belt + water pump box
cardboard type	E flute
internal dimensions	320 x 135 x 42 mm
external dimensions	330 x 140 x 45 mm
flat dimensions	420 x 518 mm
box construction	FEFCO 0427
cardboard insert	-
tooling ID	130910E08



F172

F173

suggested use	timing belt + water pump box
cardboard type	E flute
internal dimensions	317 x 135 x 65 mm
external dimensions	330 x 140 x 70 mm
flat dimensions	486 x 606 mm
box construction	FEFCO 0427
cardboard insert	-
tooling ID	130910E09


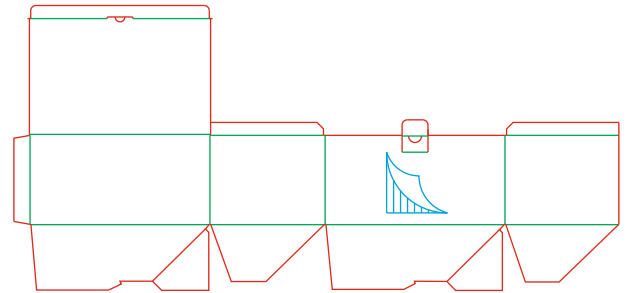



single corrugated cardboard
E flute

F173

F174

suggested use	timing belt + water pump box
cardboard type	E flute
internal dimensions	275 x 175 x 135 mm
external dimensions	280 x 180 x 140 mm
flat dimensions	935 x 441 mm
box construction	FEFCO 0713
cardboard insert	-
tooling ID	130910E10




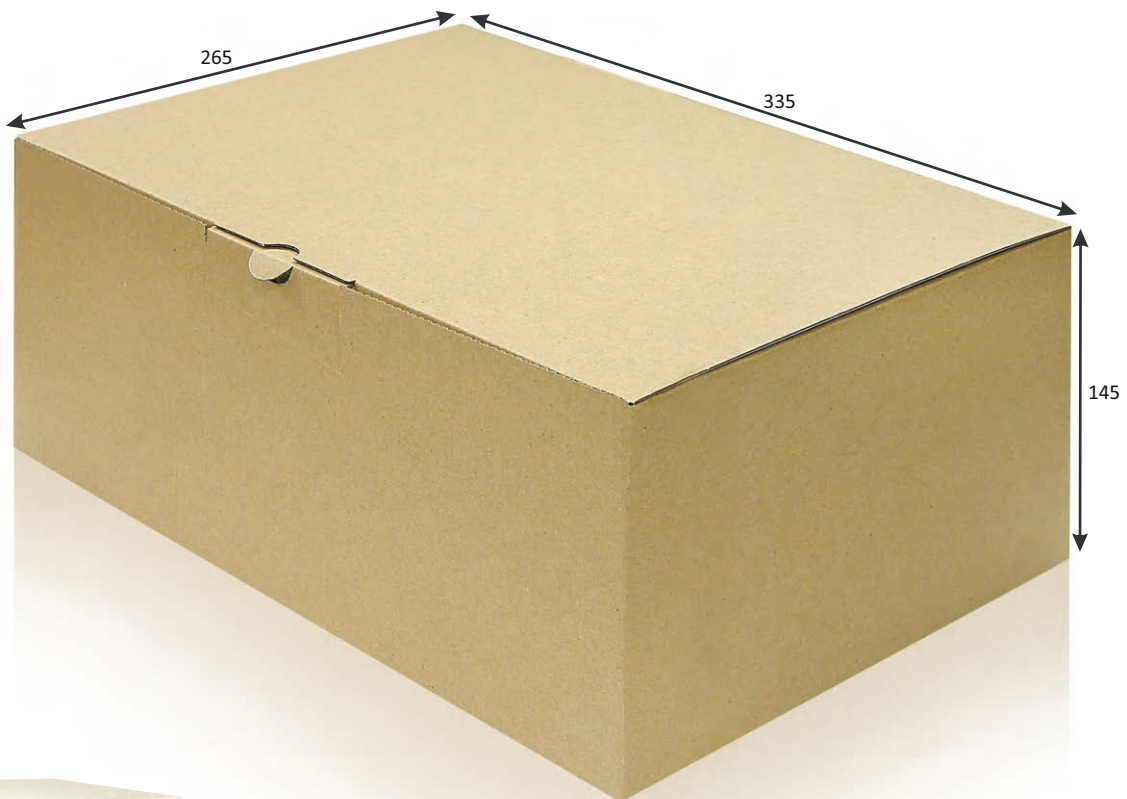
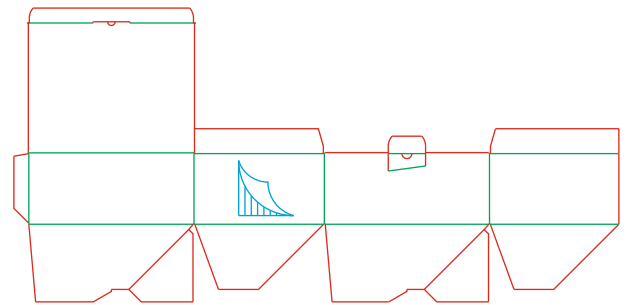

single corrugated cardboard
E flute

F174

TIMING BELT BOXES + WATER PUMP BOXES

F175



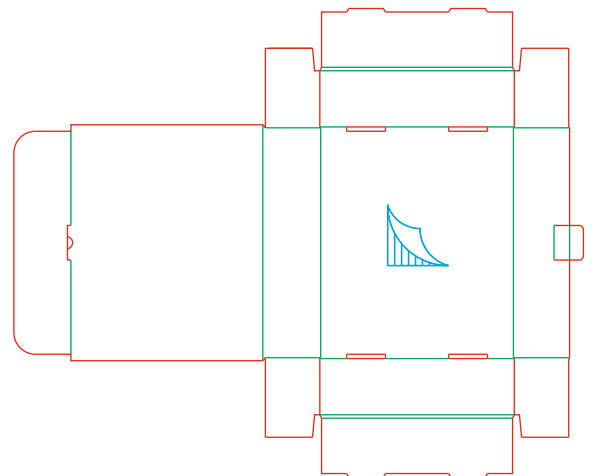
suggested use	timing belt + water pump box
cardboard type	E flute
internal dimensions	330 x 260 x 140 mm
external dimensions	335 x 265 x 145 mm
flat dimensions	1216 x 590 mm
box construction	FEFCO 0713
cardboard insert	W175
tooling ID	130819H04



F175

F176

suggested use	timing belt + water pump box
cardboard type	E flute
internal dimensions	260 x 220 x 65 mm
external dimensions	275 x 225 x 70 mm
flat dimensions	659 x 542 mm
box construction	FEFCO 0427
cardboard insert	W176
tooling ID	140414J02


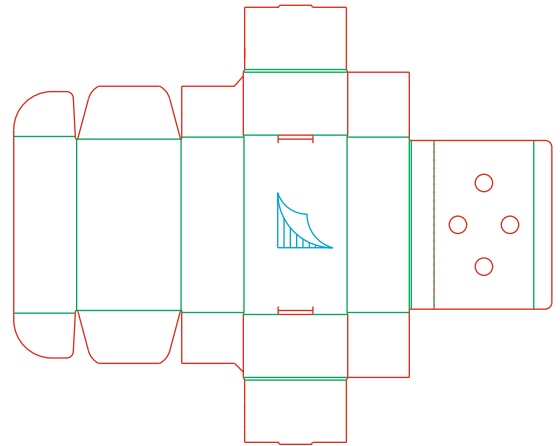



F176

TIMING BELT BOXES + WATER PUMP BOXES

F177

suggested use	timing belt + water pump box
cardboard type	E flute
internal dimensions	255 x 150 x 92 mm
external dimensions	270 x 157 x 95 mm
flat dimensions	804 x 656 mm
box construction	FEFCO 0427
cardboard insert	W177
tooling ID	140801C04

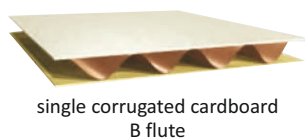

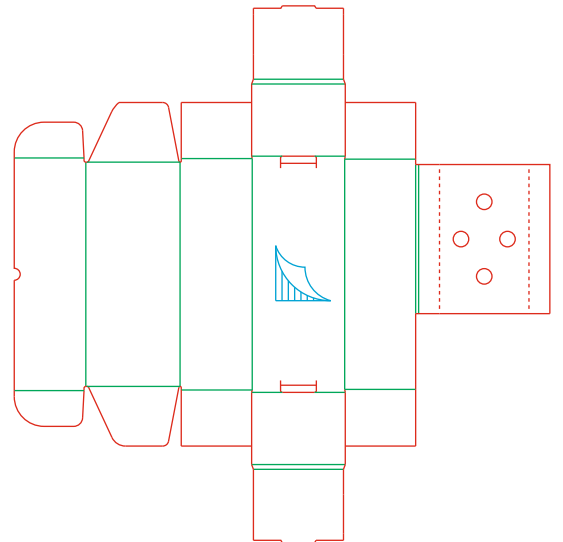



single corrugated cardboard
E flute

F177

F178

suggested use	timing belt + water pump box
cardboard type	B flute
internal dimensions	380 x 155 x 120 mm
external dimensions	395 x 160 x 123 mm
flat dimensions	898 x 900 mm
box construction	FEFCO 0427
cardboard insert	W178
tooling ID	140808H01



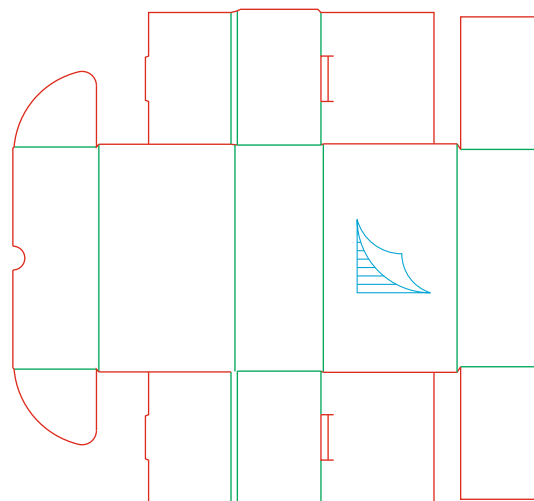


F178

TIMING BELT BOXES + WATER PUMP BOXES

F179

suggested use	timing belt + water pump box
cardboard type	B flute
internal dimensions	265 x 165 x 105 mm
external dimensions	285 x 173 x 112 mm
flat dimensions	625 x 665 mm
box construction	FEFCO 0471
cardboard insert	-
tooling ID	150529H06



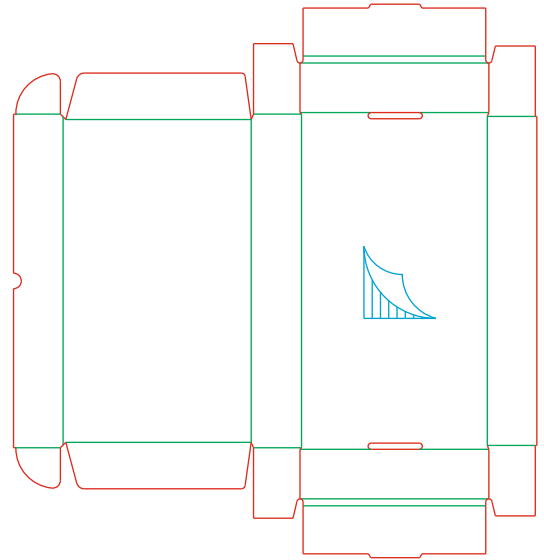


single corrugated cardboard
B flute

F179

F179A

suggested use	timing belt + water pump box
cardboard type	B flute
internal dimensions	415 x 240 x 60 mm
external dimensions	440 x 243 x 65 mm
flat dimensions	715 x 676 mm
box construction	FEFCO 0427
cardboard insert	-
tooling ID	150526H01





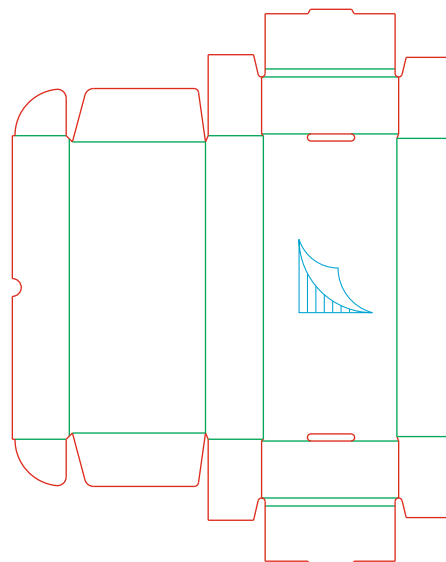
single corrugated cardboard
B flute

F179A

TIMING BELT BOXES + WATER PUMP BOXES

F179B

suggested use	timing belt + water pump box
cardboard type	B flute
internal dimensions	327 x 150 x 63 mm
external dimensions	350 x 155 x 65 mm
flat dimensions	496 x 625 mm
box construction	FEFCO 0427
cardboard insert	-
tooling ID	150526H02


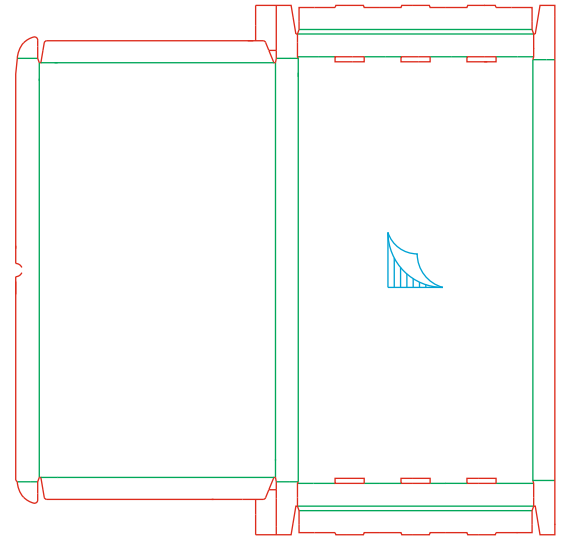


single corrugated cardboard
B flute

F179B

F179C

suggested use	timing belt + water pump box
cardboard type	B flute
internal dimensions	785 x 445 x 40 mm
external dimensions	805 x 447 x 43 mm
flat dimensions	1018 x 1000 mm
box construction	FEFCO 0427
cardboard insert	-
tooling ID	150311H04



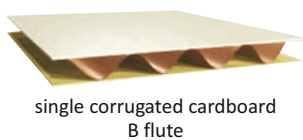

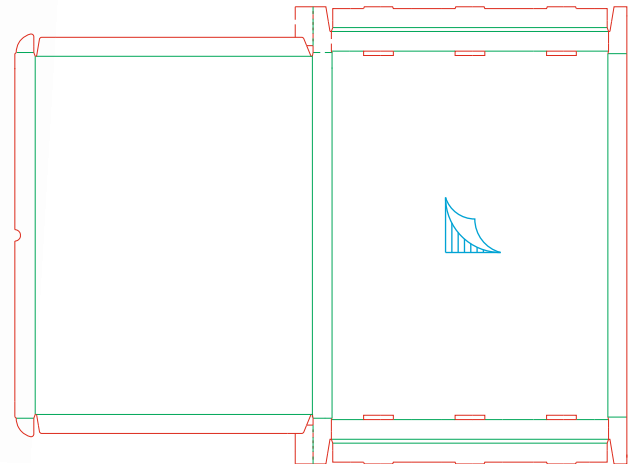
single corrugated cardboard
B flute

F179C

TIMING BELT BOXES + WATER PUMP BOXES

F179D



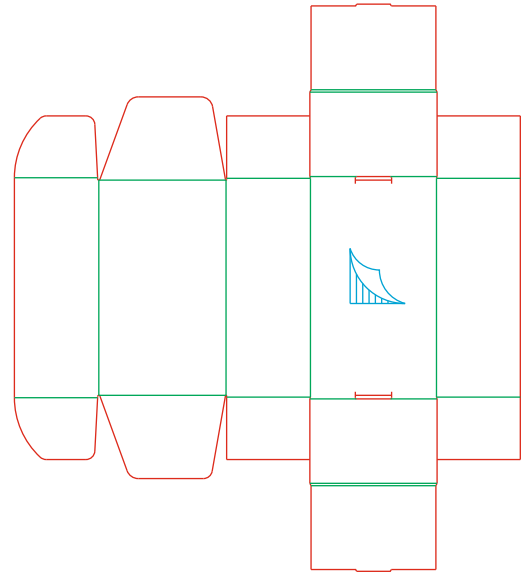
suggested use	timing belt + water pump box
cardboard type	B flute
internal dimensions	785 x 605 x 42 mm
external dimensions	805 x 608 x 45 mm
flat dimensions	1338 x 1000 mm
box construction	FEFCO 0427
cardboard insert	-
tooling ID	150311H05



F179D

F179E

suggested use	timing belt + water pump box
cardboard type	E flute
internal dimensions	360 x 210 x 140 mm
external dimensions	375 x 215 x 145 mm
flat dimensions	851 x 954 mm
box construction	FEFCO 0427
cardboard insert	W179E
tooling ID	151014C10


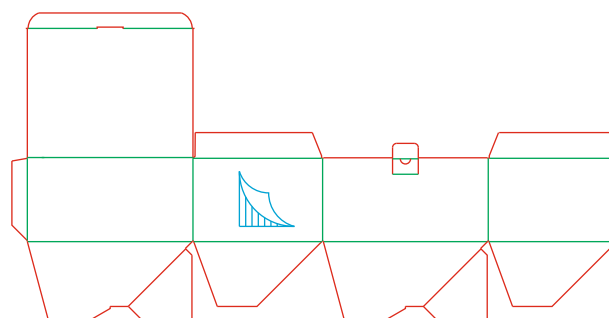



F179E

TIMING BELT BOXES + WATER PUMP BOXES

F179F

suggested use	timing belt + water pump box
cardboard type	E flute
internal dimensions	320 x 250 x 160 mm
external dimensions	323 x 253 x 163 mm
flat dimensions	574 x 444 mm
box construction	FEFCO 0713
cardboard insert	-
tooling ID	160317B11



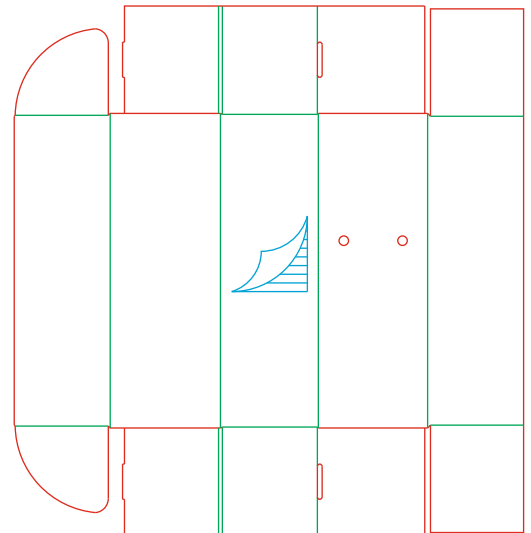


single corrugated cardboard
E flute

F179F

F179G

suggested use	timing belt + water pump box
cardboard type	E flute
internal dimensions	318 x 113 x 100 mm
external dimensions	330 x 118 x 105 mm
flat dimensions	557 x 536 mm
box construction	FEFCO 0471
cardboard insert	-
tooling ID	161011B11


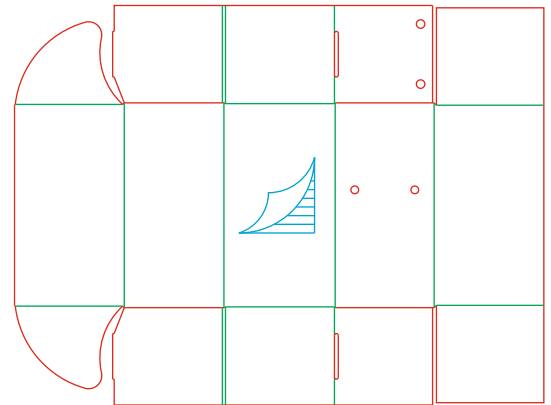



F179G

TIMING BELT BOXES + WATER PUMP BOXES

F179H

suggested use	timing belt + water pump box
cardboard type	E flute
internal dimensions	250 x 125 x 140 mm
external dimensions	265 x 130 x 145 mm
flat dimensions	517 x 685 mm
box construction	FEFCO 0471
cardboard insert	-
tooling ID	161011B10


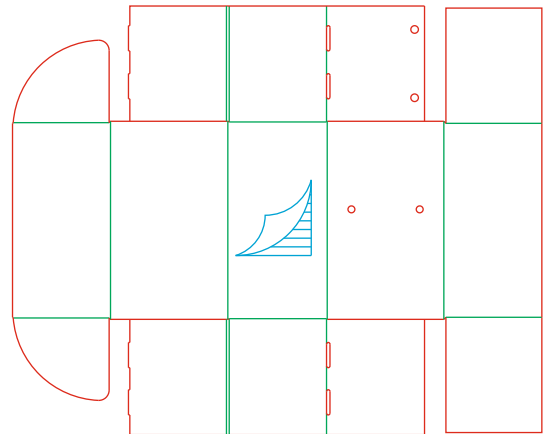



single corrugated cardboard
E flute

F179H

F179I

suggested use	timing belt + water pump box
cardboard type	E flute
internal dimensions	275 x 167 x 140 mm
external dimensions	286 x 170 x 145 mm
flat dimensions	621 x 767 mm
box construction	FEFCO 0471
cardboard insert	-
tooling ID	161011B08



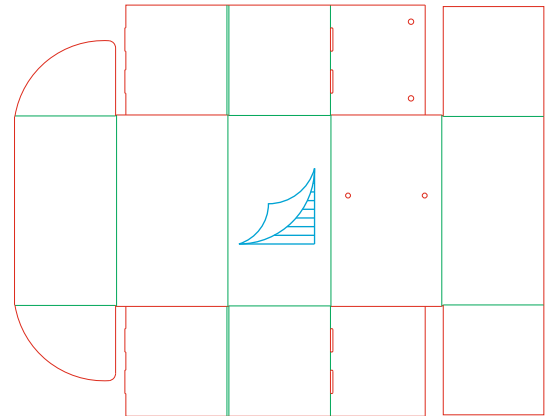


single corrugated cardboard
E flute

F179I

F179J



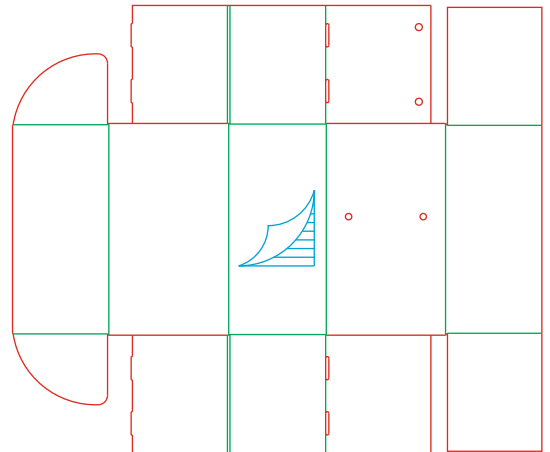

suggested use	timing belt + water pump box
cardboard type	E flute
internal dimensions	380 x 225 x 208 mm
external dimensions	392 x 230 x 212 mm
flat dimensions	842 x 1084 mm
box construction	FEFCO 0471
cardboard insert	-
tooling ID	161011B05



F179J

F179K


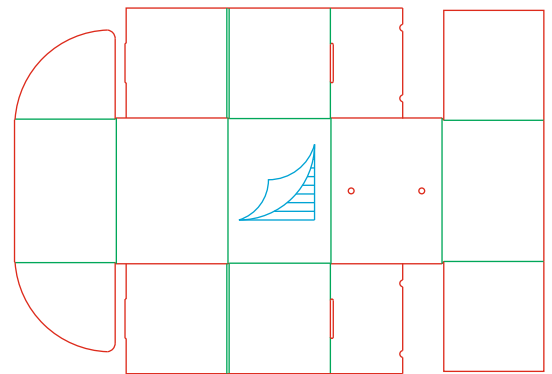
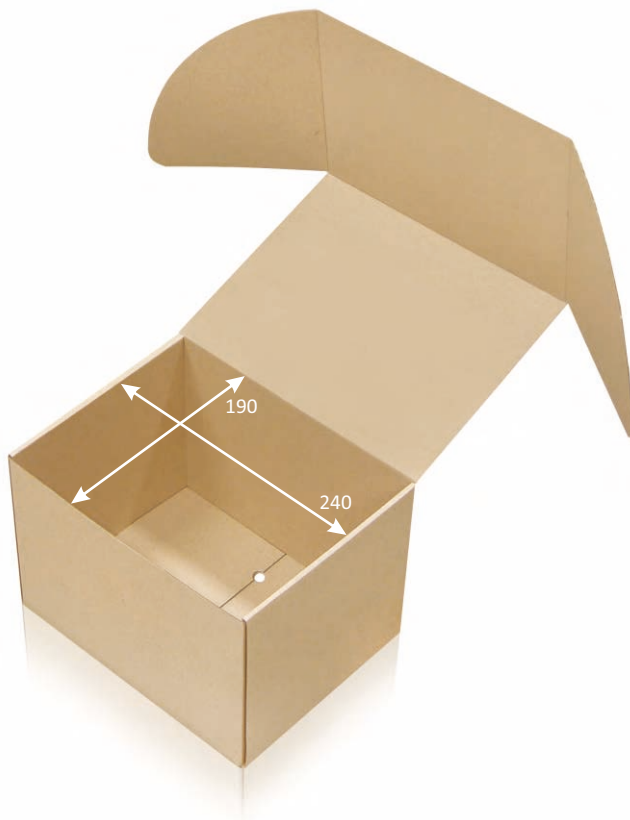
suggested use	timing belt + water pump box
cardboard type	E flute
internal dimensions	320 x 185 x 150 mm
external dimensions	332 x 190 x 155 mm
flat dimensions	696 x 830 mm
box construction	FEFCO 0471
cardboard insert	-
tooling ID	161011B09



F179K

F179L

suggested use	timing belt + water pump box
cardboard type	E flute
internal dimensions	240 x 190 x 173 mm
external dimensions	252 x 195 x 180 mm
flat dimensions	632 x 915 mm
box construction	FEFCO 0471
cardboard insert	-
tooling ID	161011B02



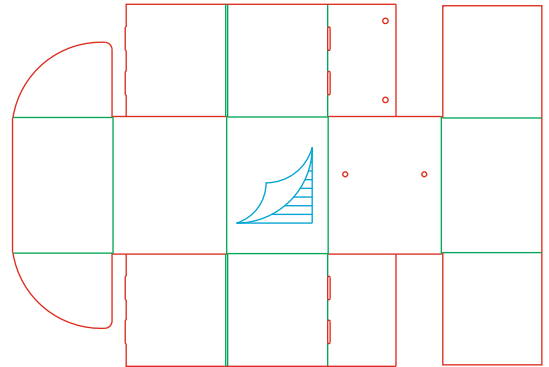


single corrugated cardboard
E flute

F179L

F179M

suggested use	timing belt + water pump box
cardboard type	E flute
internal dimensions	270 x 230 x 203 mm
external dimensions	285 x 235 x 210 mm
flat dimensions	742 x 1085 mm
box construction	FEFCO 0471
cardboard insert	-
tooling ID	161011B03


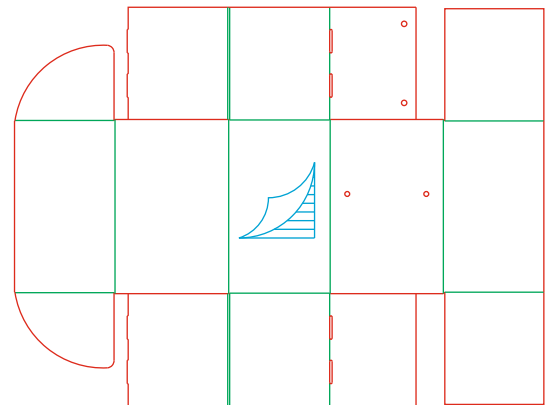


F179M

TIMING BELT BOXES + WATER PUMP BOXES

F179N

suggested use	timing belt + water pump box
cardboard type	E flute
internal dimensions	345 x 230 x 205 mm
external dimensions	357 x 235 x 210 mm
flat dimensions	817 x 1085 mm
box construction	FEFCO 0471
cardboard insert	-
tooling ID	161011B04


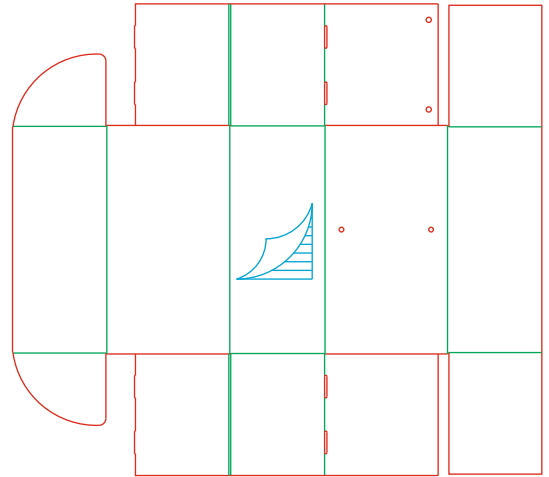


single corrugated cardboard
E flute

F179N

F1790

suggested use	timing belt + water pump box
cardboard type	E flute
internal dimensions	475 x 260 x 200 mm
external dimensions	487 x 267 x 205 mm
flat dimensions	1005 x 1128 mm
box construction	FEFCO 0471
cardboard insert	-
tooling ID	161011B07


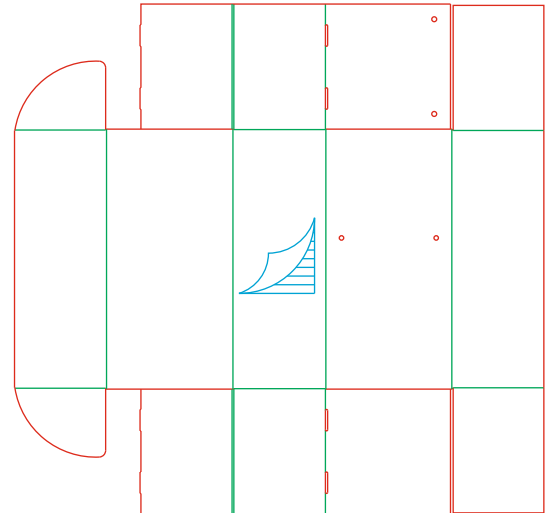


single corrugated cardboard
E flute

F1790

F179P

suggested use	timing belt + water pump box
cardboard type	E flute
internal dimensions	573 x 280 x 207 mm
external dimensions	580 x 285 x 211 mm
flat dimensions	1142 x 1185 mm
box construction	FEFCO 0471
cardboard insert	-
tooling ID	161011B06



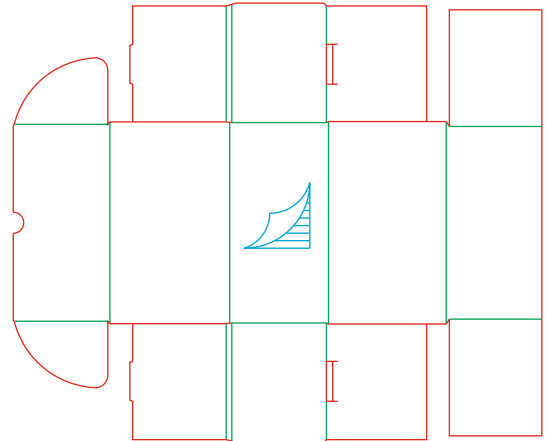


single corrugated cardboard
E flute

F179P

F179R

suggested use	timing belt + water pump box
cardboard type	B flute
internal dimensions	265 x 165 x 135 mm
external dimensions	288 x 172 x 143 mm
flat dimensions	627 x 754 mm
box construction	FEFCO 0471
cardboard insert	-
tooling ID	170324U04


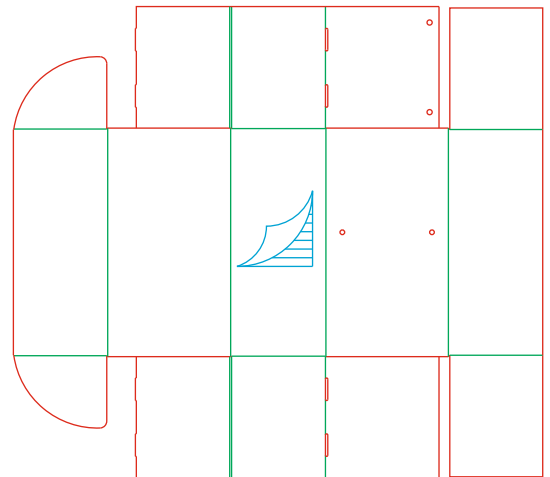


single corrugated cardboard
B flute

F179R

F179S

suggested use	timing belt + water pump box
cardboard type	E flute
internal dimensions	570 x 280 x 210 mm
external dimensions	583 x 285 x 213 mm
flat dimensions	1144 x 1193 mm
box construction	FEFCO 0471
cardboard insert	-
tooling ID	170822C22


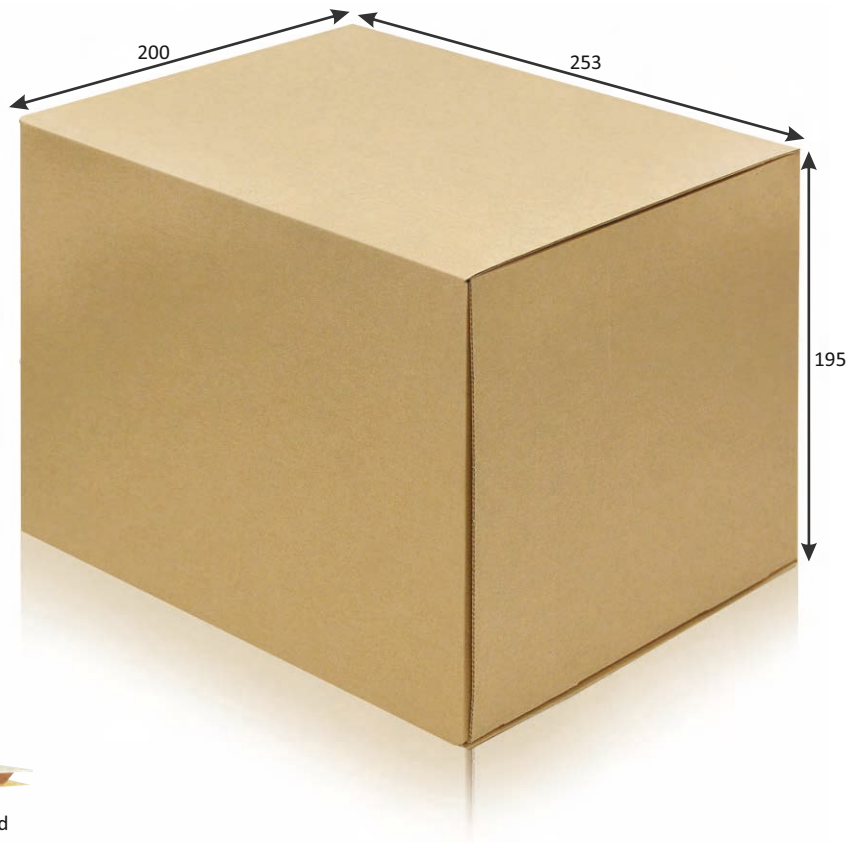
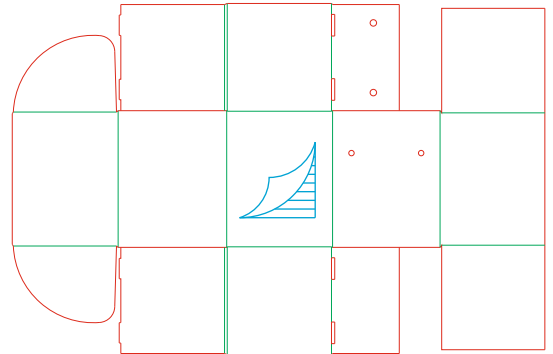



single corrugated cardboard
E flute

F179S

F179T

suggested use	timing belt + water pump box
cardboard type	E flute
internal dimensions	240 x 195 x 190 mm
external dimensions	253 x 200 x 195 mm
flat dimensions	650 x 986 mm
box construction	FEFCO 0471
cardboard insert	-
tooling ID	170704U11



F179T


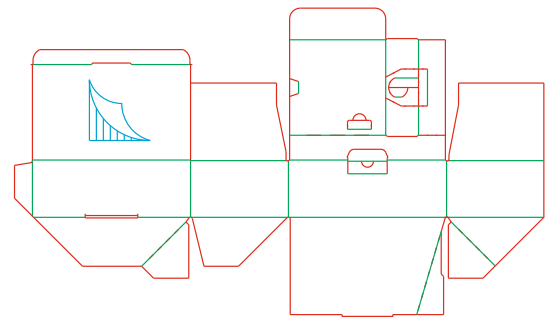
TIMING BELT BOXES + WATER PUMP BOXES

NEW



F179U

suggested use	timing belt + water pump box
cardboard type	E flute
internal dimensions	262 x 160 x 93 mm
external dimensions	265 x 165 x 97 mm
flat dimensions	429 x 350 mm
box construction	FEFCO 0713/0701
cardboard insert	-
tooling ID	190925M03


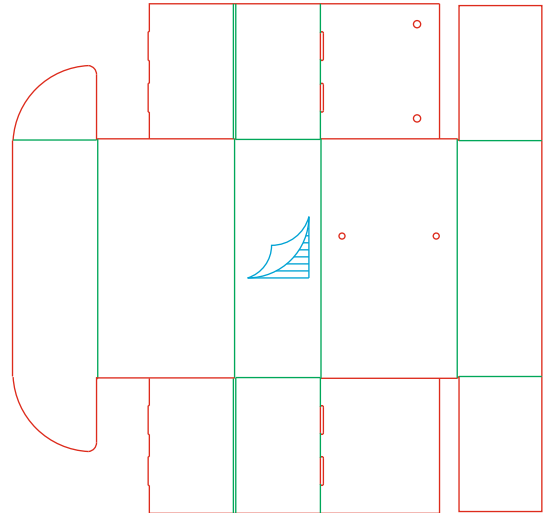


single corrugated cardboard
E flute

F179U

F179W

suggested use	timing belt + water pump box
cardboard type	E flute
internal dimensions	385 x 225 x 140 mm
external dimensions	397 x 230 x 145 mm
flat dimensions	849 x 882 mm
box construction	FEFCO 0471
cardboard insert	-
tooling ID	180305801



single corrugated cardboard
E flute

F179W


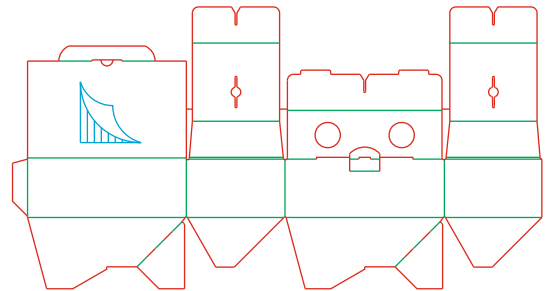
TIMING BELT BOXES + WATER PUMP BOXES

NEW



F179X

suggested use	timing belt + water pump box
cardboard type	E flute
internal dimensions	258 x 162 x 97 mm
external dimensions	265 x 165 x 100 mm
flat dimensions	428 x 285 mm
box construction	FEFCO 0713
cardboard insert	-
tooling ID	181107103



single corrugated cardboard
E flute


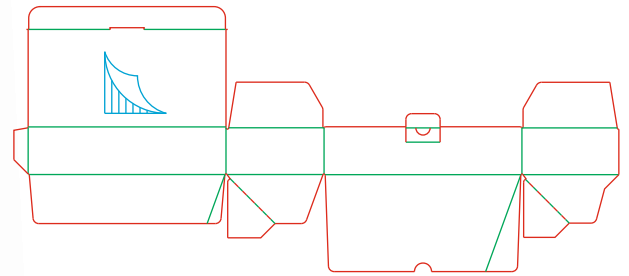
F179X

NEW



F179Y

suggested use	timing belt + water pump box
cardboard type	E flute
internal dimensions	345 x 170 x 80 mm
external dimensions	350 x 175 x 85 mm
flat dimensions	519 x 380 mm
box construction	FEFCO 0713/0701
cardboard insert	-
tooling ID	181227C01



single corrugated cardboard
E flute

F179Y


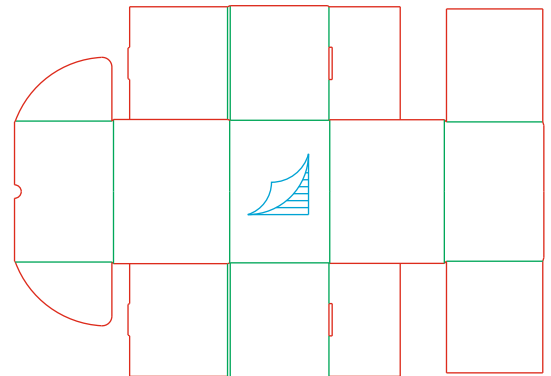
TIMING BELT BOXES + WATER PUMP BOXES

NEW



F179Z

suggested use	timing belt + water pump box
cardboard type	E flute
internal dimensions	250 x 210 x 185 mm
external dimensions	270 x 220 x 190 mm
flat dimensions	691 x 984 mm
box construction	FEFCO 0471
cardboard insert	-
tooling ID	-





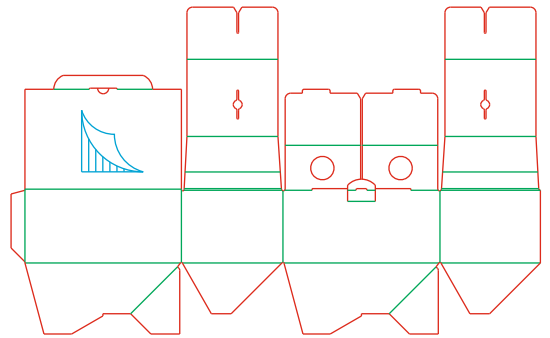
single corrugated cardboard
E flute

F179Z



F179Z.001

suggested use	timing belt + water pump box
cardboard type	E flute
internal dimensions	275 x 178 x 130 mm
external dimensions	285 x 183 x 135 mm
flat dimensions	465 x 460 mm
box construction	FEFCO 0713
cardboard insert	-
tooling ID	P20111630



F179Z.001


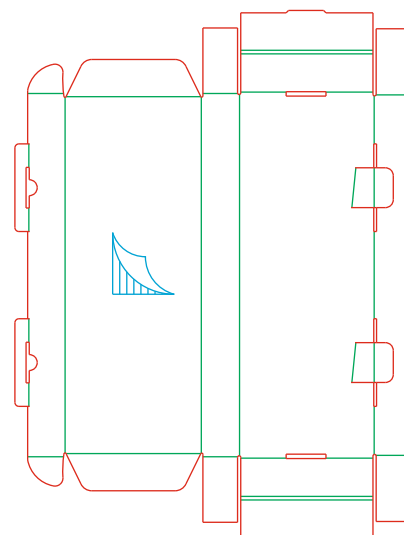
TIMING BELT BOXES + WATER PUMP BOXES

NEW



F179Z.002

suggested use	timing belt + water pump box
cardboard type	E flute
internal dimensions	445 x 165 x 45 mm
external dimensions	460 x 170 x 48 mm
flat dimensions	665 x 498 mm
box construction	FEFCO 0427
cardboard insert	-
tooling ID	P21062164



single corrugated cardboard
E flute


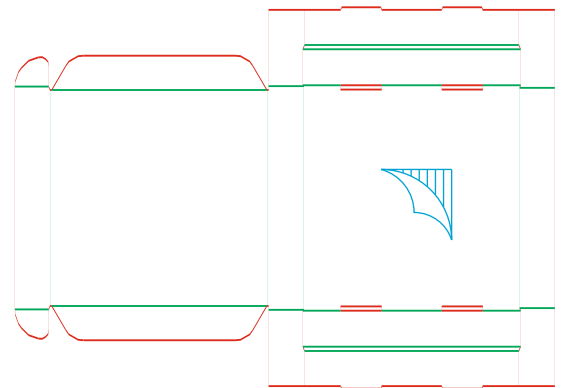
F179Z.002



CLUTCH BOXES

F180

suggested use	clutch box
cardboard type	E flute
internal dimensions	250 x 250 x 40 mm
external dimensions	265 x 255 x 44 mm
flat dimensions	630 x 445 mm
box construction	FEFCO 0427
cardboard insert	-
tooling ID	111128H16


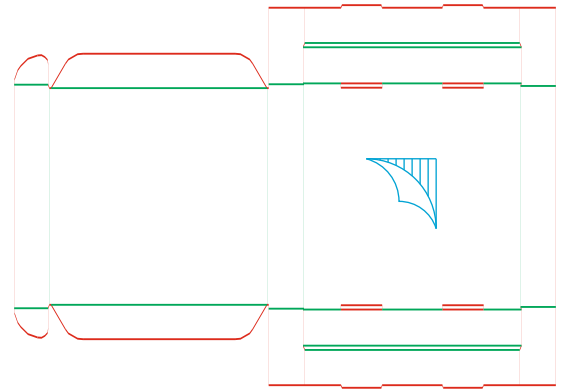



single corrugated cardboard
E flute

F180

F181

suggested use	clutch box
cardboard type	E flute
internal dimensions	265 x 250 x 40 mm
external dimensions	276 x 255 x 44 mm
flat dimensions	635 x 470 mm
box construction	FEFCO 0427
cardboard insert	-
tooling ID	111128H16 MOK


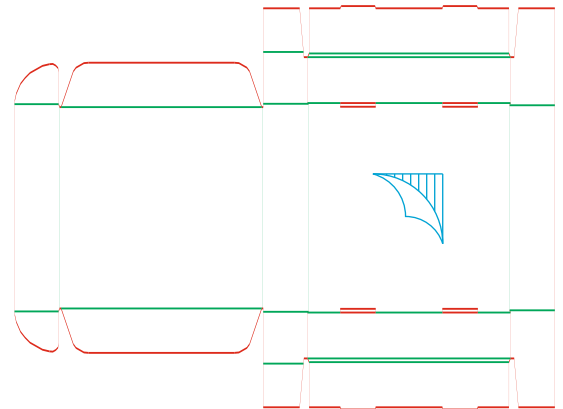


single corrugated cardboard
E flute

F181

F182

suggested use	clutch box
cardboard type	E flute
internal dimensions	270 x 270 x 60 mm
external dimensions	285 x 273 x 63 mm
flat dimensions	730 x 545 mm
box construction	FEFCO 0427
cardboard insert	-
tooling ID	111219H01




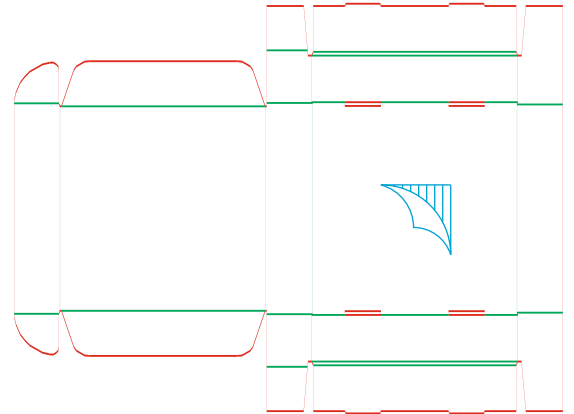
single corrugated cardboard
E flute

F182



F183

suggested use	clutch box
cardboard type	E flute
internal dimensions	285 x 270 x 65 mm
external dimensions	295 x 274 x 68 mm
flat dimensions	736 x 568 mm
box construction	FEFCO 0427
cardboard insert	-
tooling ID	150511J01


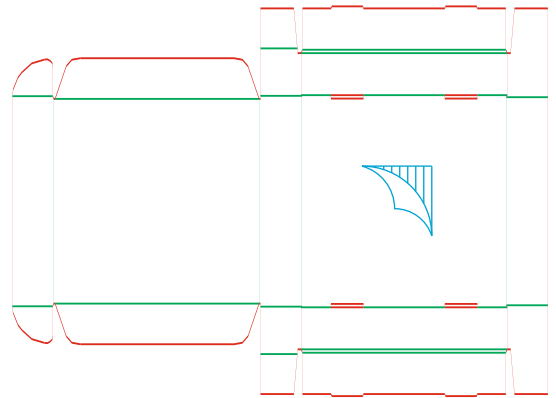


single corrugated cardboard
E flute

F183

F184

suggested use	clutch box
cardboard type	E flute
internal dimensions	300 x 300 x 60 mm
external dimensions	315 x 306 x 63 mm
flat dimensions	790 x 574 mm
box construction	FEFCO 0427
cardboard insert	-
tooling ID	111128H17



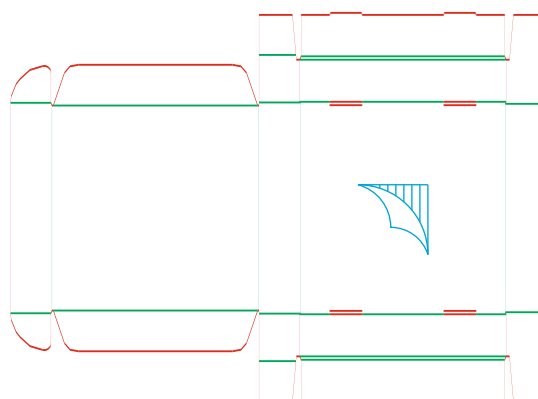


single corrugated cardboard
E flute

F184

F185



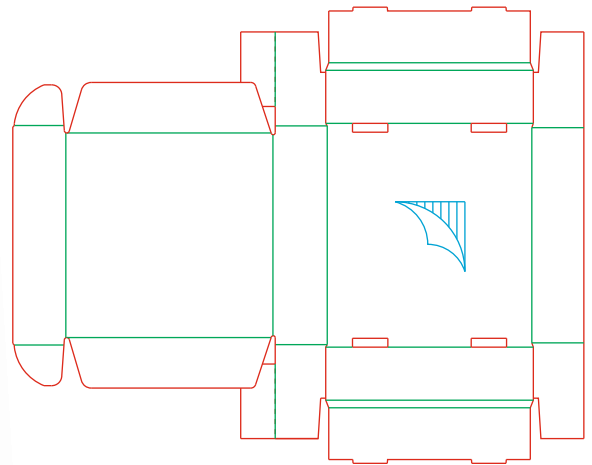
suggested use	clutch box
cardboard type	E flute
internal dimensions	310 x 300 x 65 mm
external dimensions	326 x 305 x 68 mm
flat dimensions	795 x 598 mm
box construction	FEFCO 0427
cardboard insert	-
tooling ID	150511J02



F185

F186

suggested use	clutch box
cardboard type	EB flute
internal dimensions	400 x 400 x 100 mm
external dimensions	445 x 415 x 110 mm
flat dimensions	1130 x 903 mm
box construction	FEFCO 0427
cardboard insert	-
tooling ID	130910E07


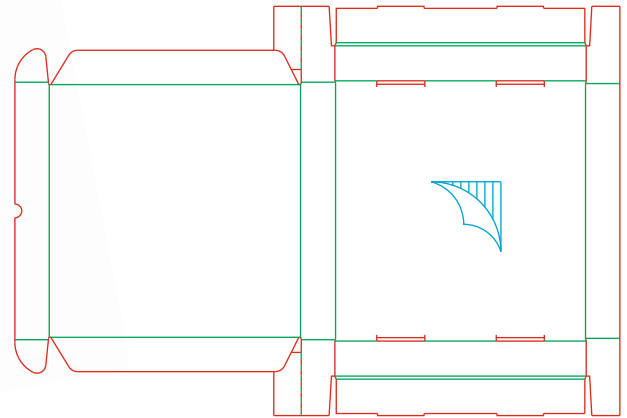


F186

CLUTCH BOXES

F187

suggested use	clutch box
cardboard type	E flute
internal dimensions	370 x 365 x 50 mm
external dimensions	390 x 370 x 55 mm
flat dimensions	881 x 596 mm
box construction	FEFCO 0427
cardboard insert	-
tooling ID	140625R04


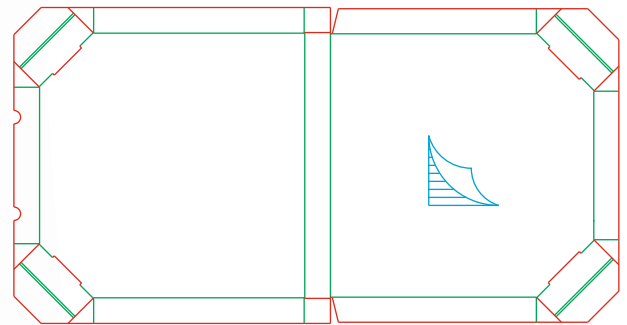


single corrugated cardboard
E flute

F187

F188

suggested use	clutch box
cardboard type	E flute
internal dimensions	429 x 429 x 40 mm
external dimensions	435 x 435 x 43 mm
flat dimensions	990 x 517 mm
box construction	FEFCO 0427
cardboard insert	-
tooling ID	110608R03


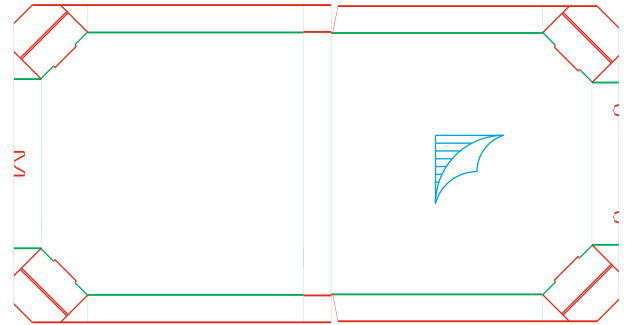


single corrugated cardboard
E flute

F188

F189

suggested use	clutch box
cardboard type	E flute
internal dimensions	500 x 500 x 50 mm
external dimensions	502 x 502 x 52 mm
flat dimensions	1148 x 602 mm
box construction	FEFCO 0427
cardboard insert	-
tooling ID	130604B04


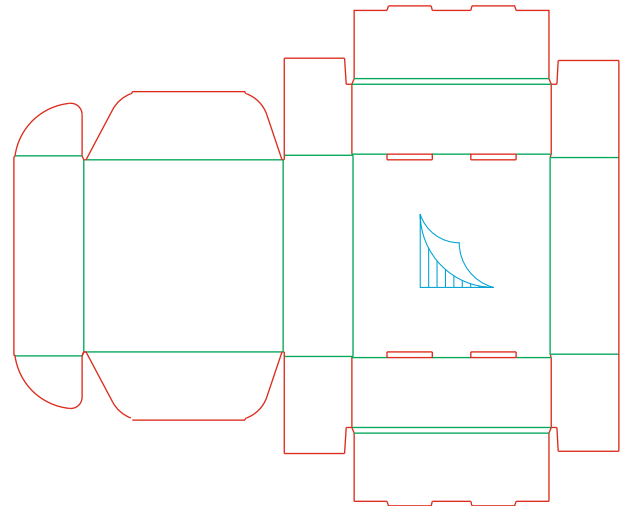


single corrugated cardboard
E flute

F189

F189A

suggested use	clutch box
cardboard type	E flute
internal dimensions	167 x 173 x 60 mm
external dimensions	183 x 175 x 63 mm
flat dimensions	534 x 441 mm
box construction	FEFCO 0427
cardboard insert	-
tooling ID	150424H01


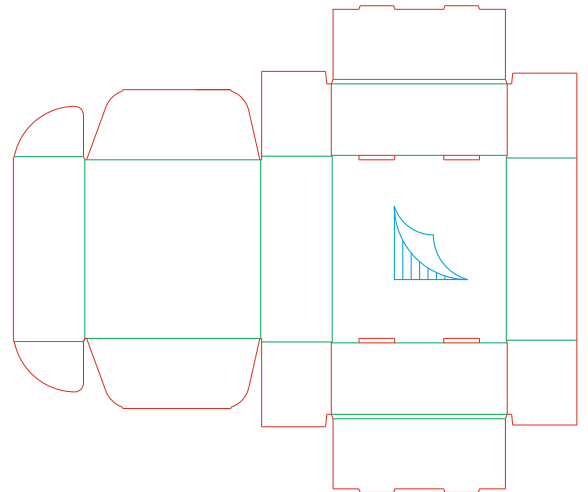



single corrugated cardboard
E flute

F189A

F189B

suggested use	clutch box
cardboard type	E flute
internal dimensions	200 x 195 x 80 mm
external dimensions	213 x 200 x 82 mm
flat dimensions	631 x 545 mm
box construction	FEFCO 0427
cardboard insert	-
tooling ID	150424H02


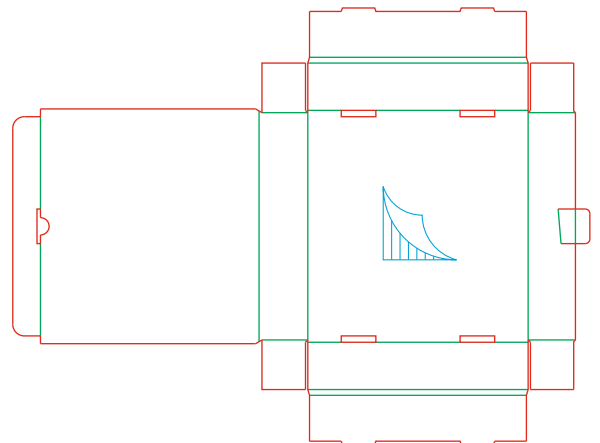


single corrugated cardboard
E flute

F189B

F189C

suggested use	clutch box
cardboard type	EB flute
internal dimensions	380 x 380 x 80 mm
external dimensions	405 x 390 x 87 mm
flat dimensions	1000 x 757 mm
box construction	FEFCO 0427
cardboard insert	-
tooling ID	160914U08



double corrugated cardboard
EB flute


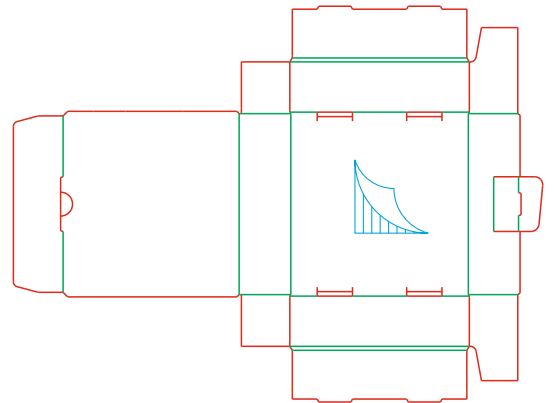
F189C

NEW



F189E

suggested use	clutch box
cardboard type	E flute
internal dimensions	170 x 175 x 50 mm
external dimensions	185 x 180 x 55 mm
flat dimensions	532 x 398 mm
box construction	FEFCO 0421
cardboard insert	-
tooling ID	P22021460



single corrugated cardboard
E flute



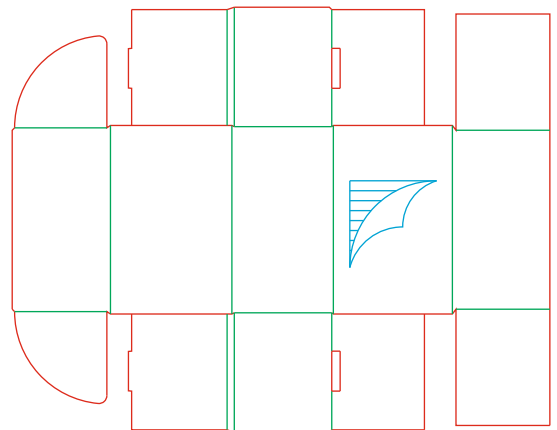
F189E



BRAKE CALIPER BOXES

F190

suggested use	brake caliper box
cardboard type	B flute
internal dimensions	210 x 150 x 120 mm
external dimensions	235 x 150 x 130 mm
flat dimensions	532 x 673 mm
box construction	FEFCO 0471
cardboard insert	-
tooling ID	111027H06

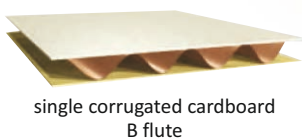

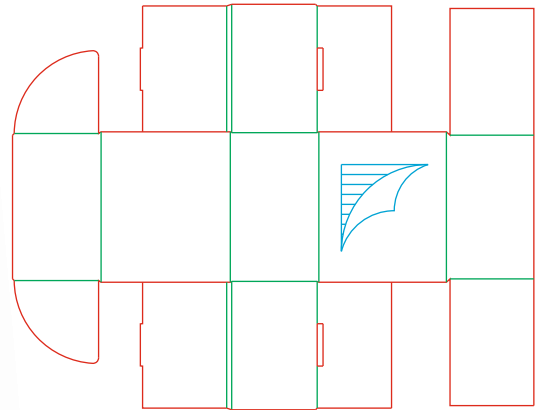


single corrugated cardboard
B flute

F190

F191



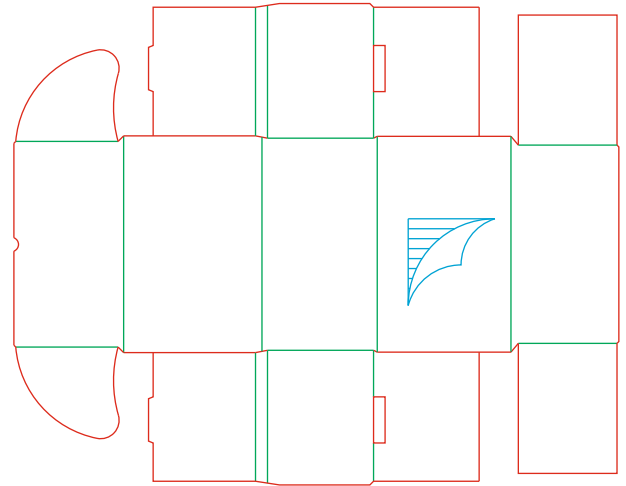

suggested use	brake caliper box
cardboard type	B flute
internal dimensions	248 x 228 x 153 mm
external dimensions	270 x 233 x 160 mm
flat dimensions	936 x 727 mm
box construction	FEFCO 0471
cardboard insert	-
tooling ID	111027H07



F191

F192

suggested use	brake caliper box
cardboard type	EB flute
internal dimensions	200 x 140 x 115 mm
external dimensions	235 x 150 x 130 mm
flat dimensions	522 x 656 mm
box construction	FEFCO 0471
cardboard insert	W192
tooling ID	140127H02



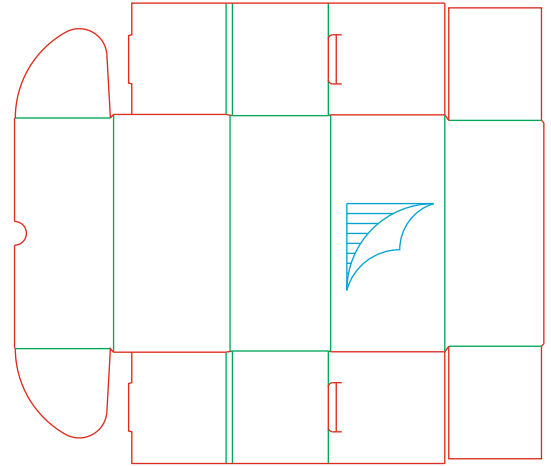


F192

F193



suggested use	brake caliper box
cardboard type	B flute
internal dimensions	278 x 140 x 120 mm
external dimensions	300 x 150 x 130 mm
flat dimensions	581 x 668 mm
box construction	FEFCO 0471
cardboard insert	-
tooling ID	170516C10



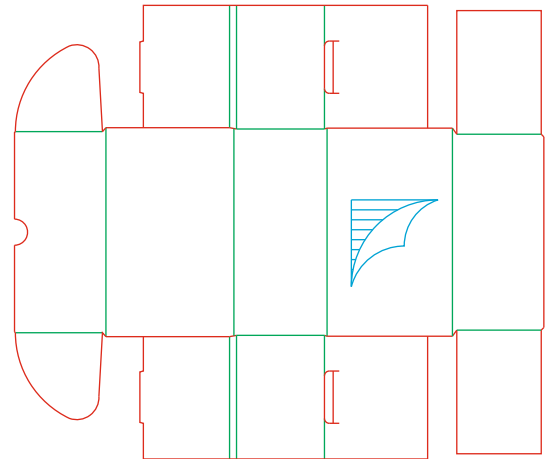


single corrugated cardboard
B flute

F193

F194

suggested use	brake caliper box
cardboard type	B flute
internal dimensions	217 x 140 x 98 mm
external dimensions	240 x 150 x 110 mm
flat dimensions	521 x 608 mm
box construction	FEFCO 0471
cardboard insert	-
tooling ID	170516C11



single corrugated cardboard
B flute


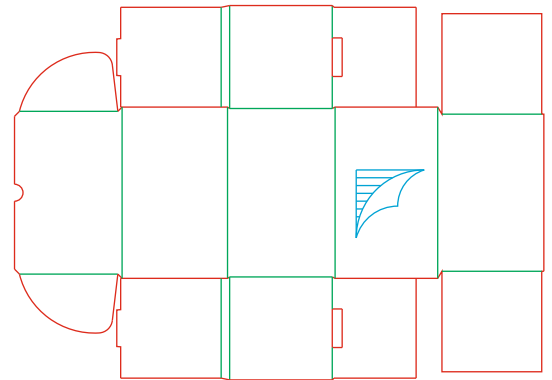
F194

NEW



F195

suggested use	brake caliper box
cardboard type	EB flute
internal dimensions	210 x 140 x 143 mm
external dimensions	242 x 150 x 155 mm
flat dimensions	529 x 748 mm
box construction	FEFCO 0471
cardboard insert	W195
tooling ID	181210E02





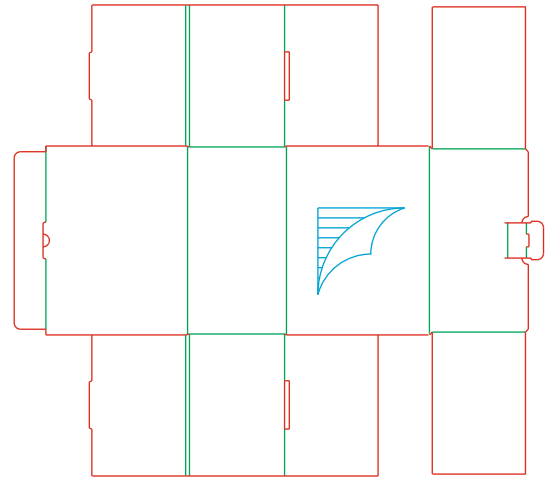
double corrugated cardboard
EB flute

F195



F196

suggested use	brake caliper box
cardboard type	B flute
internal dimensions	282 x 220 x 150 mm
external dimensions	298 x 224 x 156 mm
flat dimensions	743 x 835 mm
box construction	FEFCO 0470
cardboard insert	-
tooling ID	P20081705





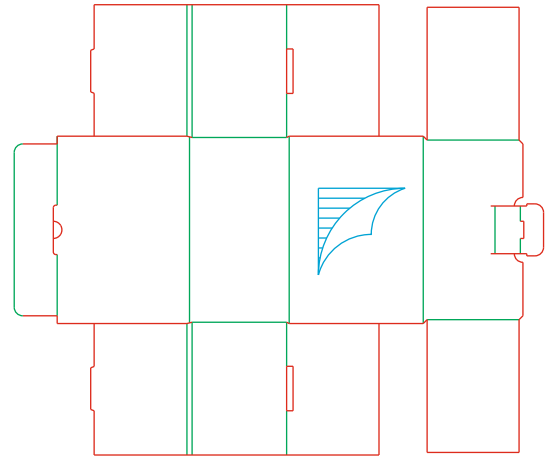
single corrugated cardboard
B flute

F196



F197

suggested use	brake caliper box
cardboard type	B flute
internal dimensions	198 x 150 x 110 mm
external dimensions	218 x 160 x 118 mm
flat dimensions	616 x 524 mm
box construction	FEFCO 0470
cardboard insert	-
tooling ID	P20081704





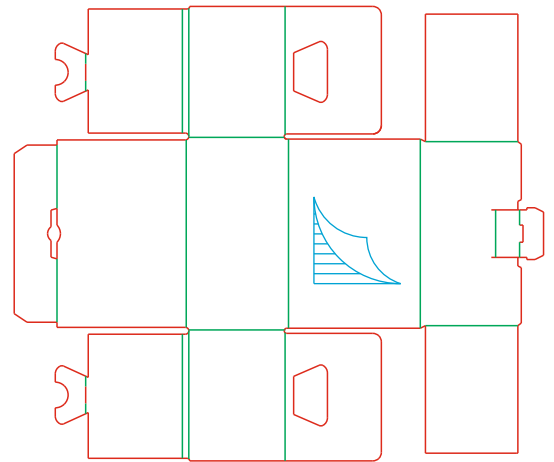
single corrugated cardboard
B flute

F197



F198

suggested use	brake caliper box
cardboard type	EB flute
internal dimensions	195 x 145 x 110 mm
external dimensions	225 x 155 x 120 mm
flat dimensions	531 x 618 mm
box construction	FEFCO 0470
cardboard insert	-
tooling ID	P21052433


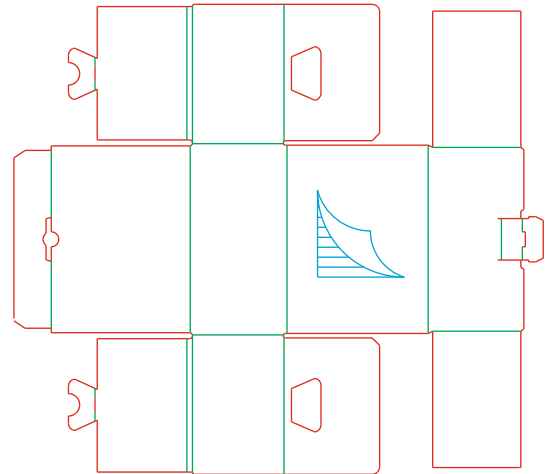


F198



F199A

suggested use	brake caliper box
cardboard type	EB flute
internal dimensions	225 x 180 x 120 mm
external dimensions	255 x 190 x 130 mm
flat dimensions	629 x 708 mm
box construction	FEFCO 0470
cardboard insert	-
tooling ID	P21052435



double corrugated cardboard
EB flute



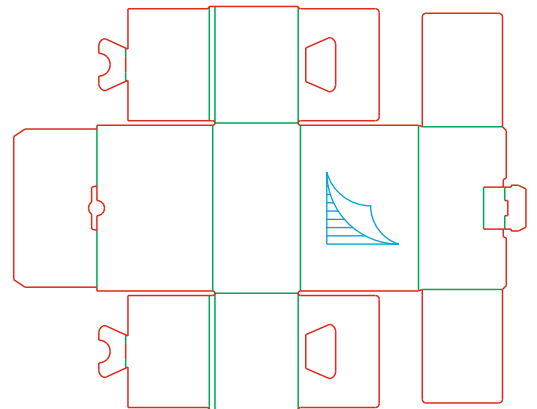
F199A

NEW



F199B

suggested use	brake caliper box
cardboard type	B flute
internal dimensions	205 x 152 x 110 mm
external dimensions	220 x 160 x 115 mm
flat dimensions	533 x 677 mm
box construction	FEFCO 0470
cardboard insert	-
tooling ID	P22102064





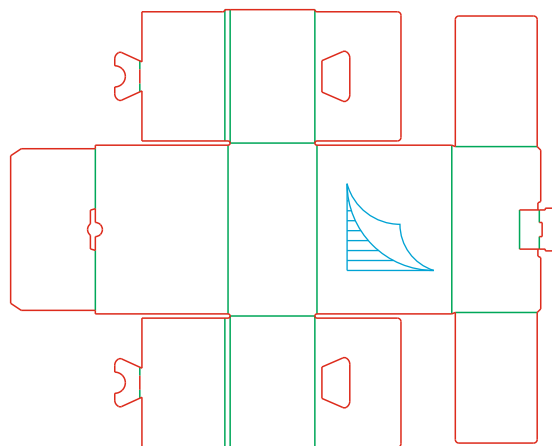
single corrugated cardboard
B flute

F199B



F199C

suggested use	brake caliper box
cardboard type	B flute
internal dimensions	225 x 190 x 120 mm
external dimensions	245 x 195 x 128 mm
flat dimensions	623 x 777 mm
box construction	FEFCO 0470
	-
tooling ID	P22102065



single corrugated cardboard
B flute



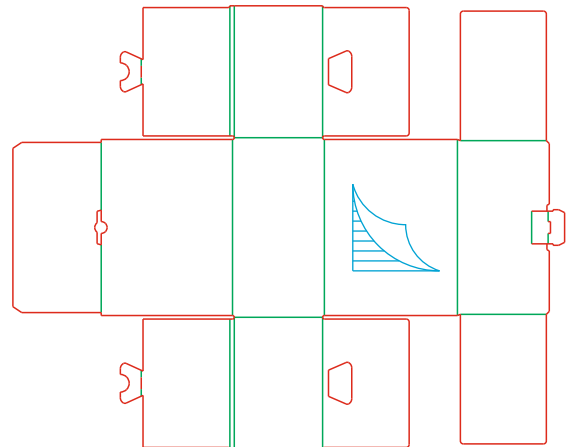
F199C

NEW



F199D

suggested use	brake caliper box
cardboard type	B flute
internal dimensions	285 x 220 x 150 mm
external dimensions	305 x 227 x 160 mm
flat dimensions	753 x 935 mm
box construction	FEFCO 0470
	-
tooling ID	P22101960



single corrugated cardboard
B flute


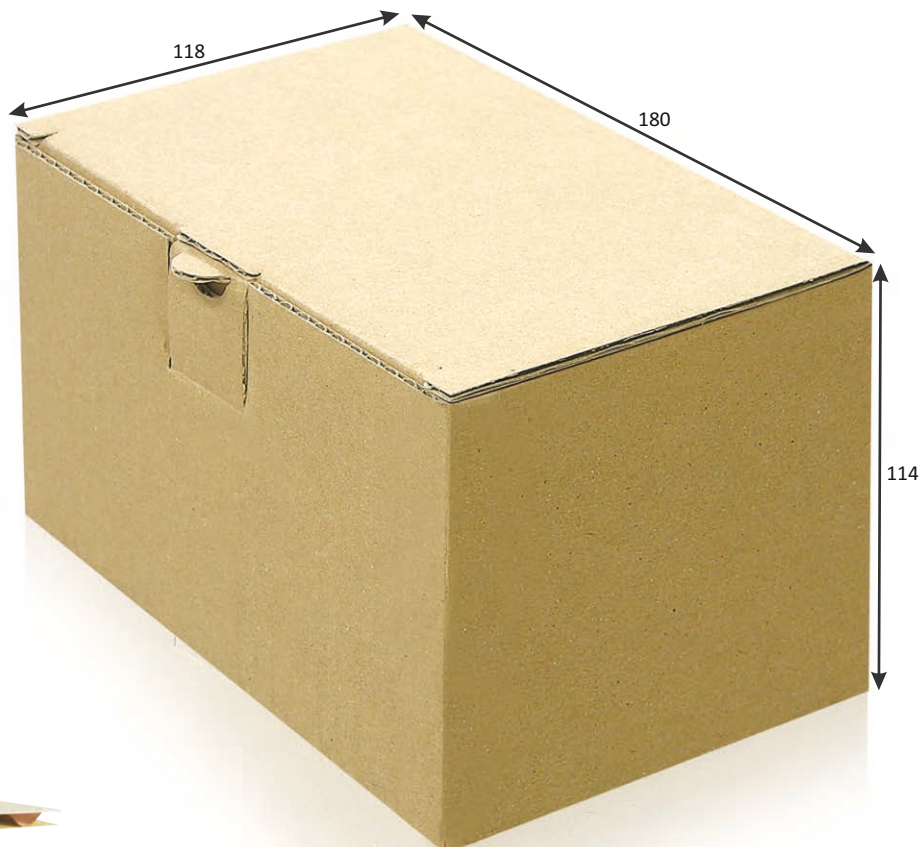
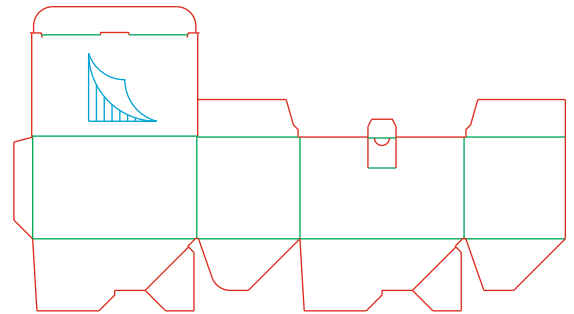

F199D



BRAKE SHOE BOXES

F200


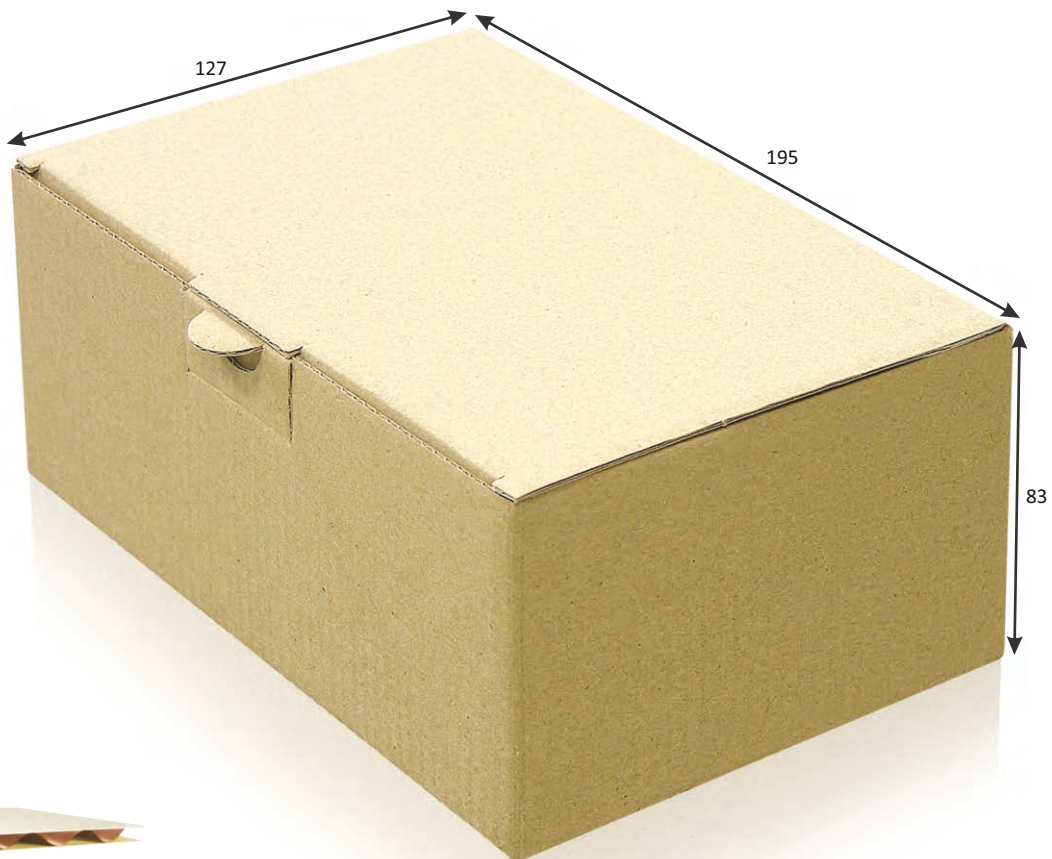
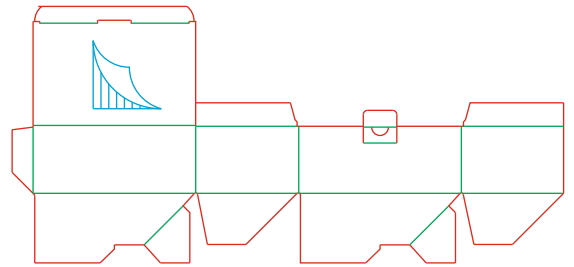

suggested use	brake shoe box
cardboard type	E flute
internal dimensions	175 x 110 x 105 mm
external dimensions	180 x 118 x 114 mm
flat dimitions	247 x 280 mm
box construction	FEFCO 0713
cardboard insert	-
tooling ID	100510A03



F200

F201


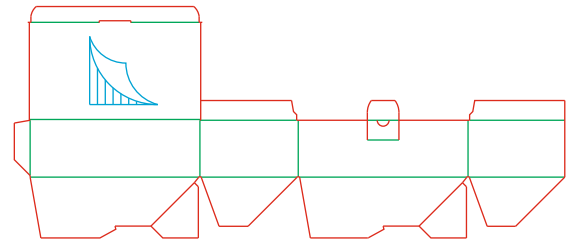

suggested use	brake shoe box
cardboard type	E flute
internal dimensions	190 x 120 x 80 mm
external dimensions	195 x 127 x 83 mm
flat dimensions	224 x 315 mm
box construction	FEFCO 0713
cardboard insert	-
tooling ID	90605R02



F201

F202

suggested use	brake shoe box
cardboard type	E flute
internal dimensions	215 x 123 x 70 mm
external dimensions	219 x 128 x 75 mm
flat dimensions	340 x 217 mm
box construction	FEFCO 0713
cardboard insert	-
tooling ID	120411H05


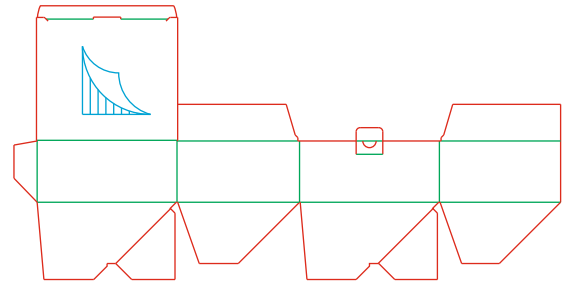



single corrugated cardboard
E flute

F202

F203

suggested use	brake shoe box
cardboard type	E flute
internal dimensions	210 x 183 x 90 mm
external dimensions	212 x 186 x 93 mm
flat dimensions	296 x 394 mm
box construction	FEFCO 0713
cardboard insert	-
tooling ID	91022Q12



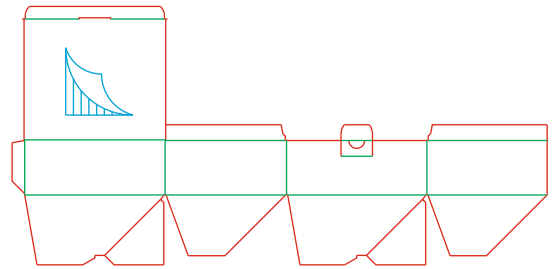



single corrugated cardboard
E flute

F203

F204

suggested use	brake shoe box
cardboard type	E flute
internal dimensions	220 x 192 x 85 mm
external dimensions	225 x 197 x 90 mm
flat dimentions	417 x 300 mm
box construction	FEFCO 0713
cardboard insert	-
tooling ID	120411H04


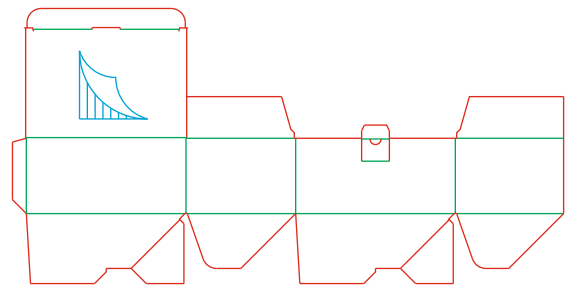



F204

BRAKE SHOE BOXES

F205

suggested use	brake shoe box
cardboard type	E flute
internal dimensions	228 x 158 x 108 mm
external dimensions	234 x 160 x 113 mm
flat dimensions	390 x 294 mm
box construction	FEFCO 0713
cardboard insert	-
tooling ID	100510A04


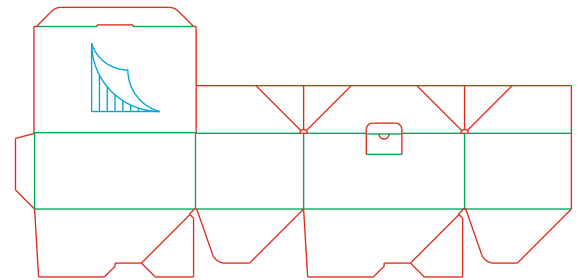


single corrugated cardboard
E flute

F205

F206

suggested use	brake shoe box
cardboard type	E flute
internal dimensions	250 x 170 x 120 mm
external dimensions	255 x 172 x 121 mm
flat dimensions	317 x 420 mm
box construction	FEFCO 0713
cardboard insert	-
tooling ID	100510A05



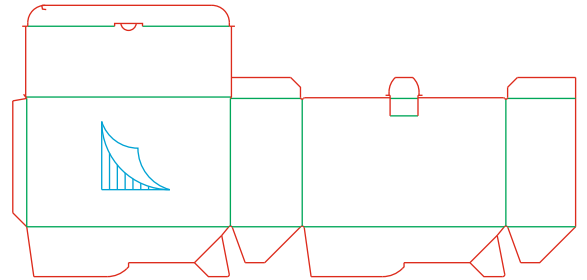



single corrugated cardboard
E flute

F206

F207


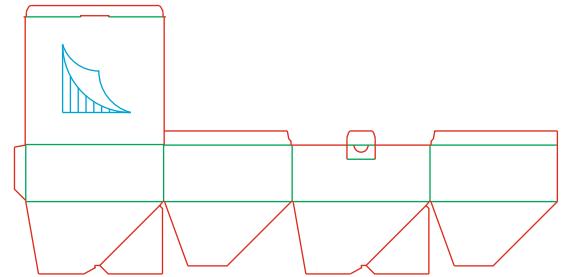
suggested use	brake shoe box
cardboard type	B flute
internal dimensions	287 x 100 x 182 mm
external dimensions	295 x 105 x 185 mm
flat dimensions	318 x 395 mm
box construction	FEFCO 0713
cardboard insert	-
tooling ID	90605R03



F207

F208

suggested use	brake shoe box
cardboard type	E flute
internal dimensions	242 x 225 x 100 mm
external dimensions	249 x 232 x 103 mm
flat dimensions	473 x 348 mm
box construction	FEFCO 0713
cardboard insert	-
tooling ID	120411H03


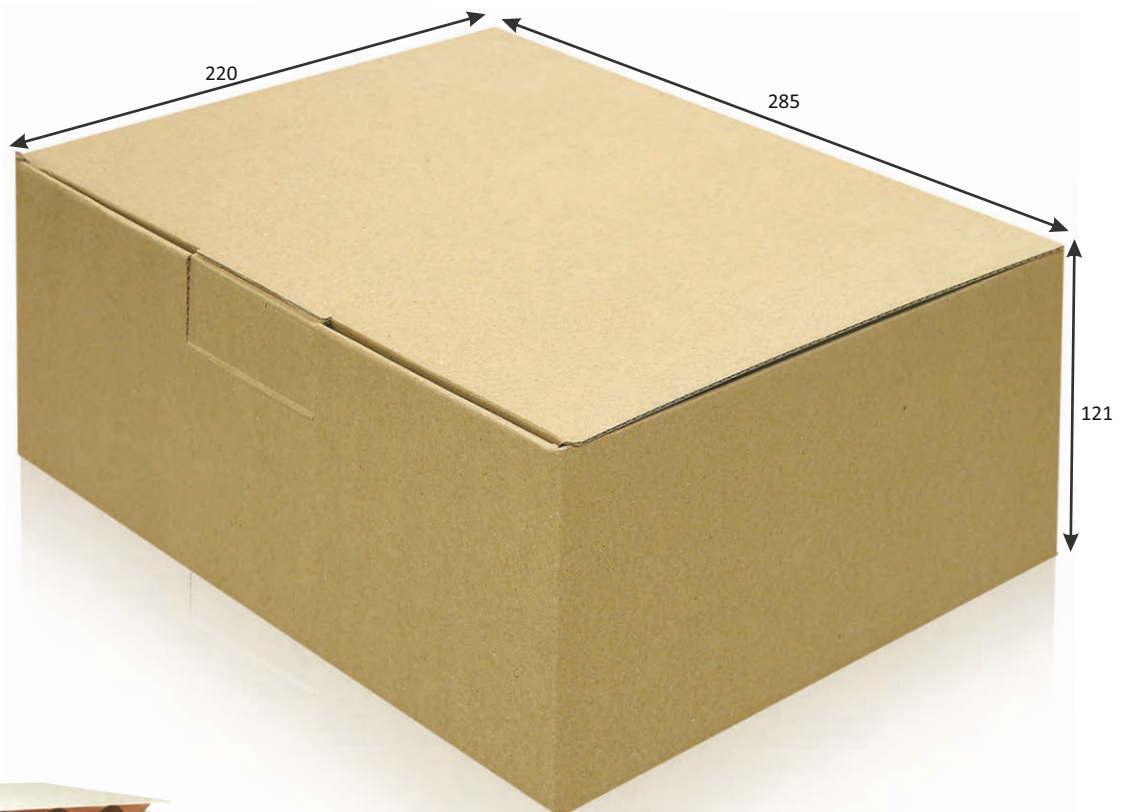
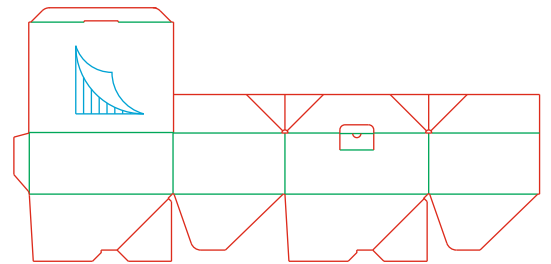


single corrugated cardboard
E flute

F208

F209


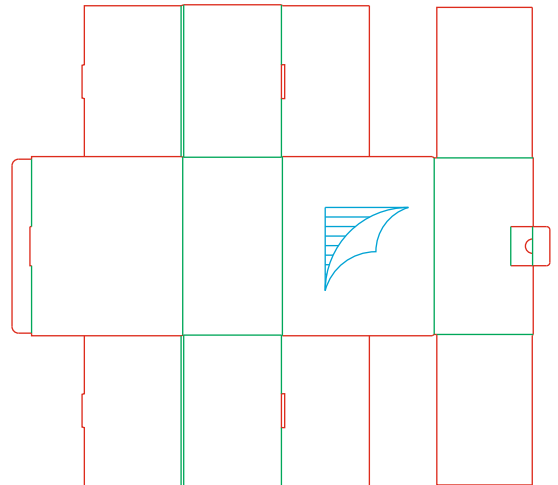
suggested use	brake shoe box
cardboard type	E flute
internal dimensions	280 x 215 x 115 mm
external dimensions	285 x 220 x 121 mm
flat dimensions	363 x 497 mm
box construction	FEFCO 0713
cardboard insert	-
tooling ID	100510A06



F209

F210

suggested use	brake shoe box
cardboard type	E flute
internal dimensions	265 x 235 x 150 mm
external dimensions	275 x 240 x 157 mm
flat dimensions	825 x 741 mm
box construction	FEFCO 0470
cardboard insert	-
tooling ID	100510A02



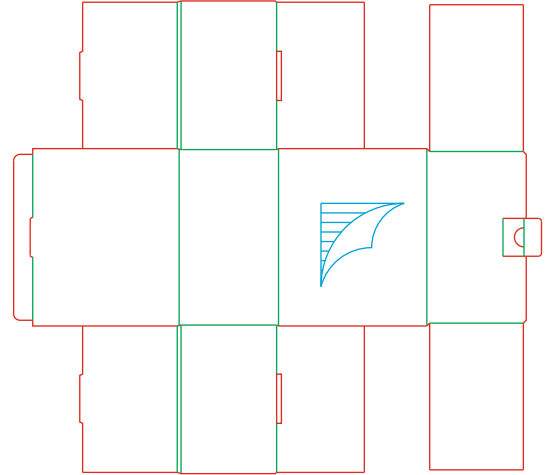


single corrugated cardboard
E flute

F210

F211


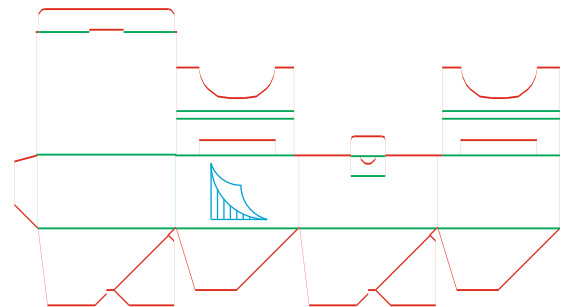
suggested use	brake shoe box
cardboard type	B flute
internal dimensions	260 x 230 x 150 mm
external dimensions	280 x 235 x 157 mm
flat dimensions	829 x 741 mm
box construction	FEFCO 0470
cardboard insert	-
tooling ID	100709H02



F211

F212

suggested use	brake shoe box
cardboard type	E flute
internal dimensions	180 x 160 x 95 mm
external dimensions	185 x 165 x 100 mm
flat dimitions	340 x 288 mm
box construction	FEFCO 0713
cardboard insert	-
tooling ID	120802E02



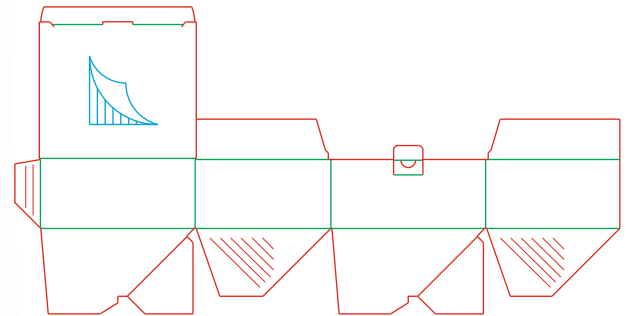


single corrugated cardboard
E flute

F212

F213

suggested use	brake shoe box
cardboard type	B flute
internal dimensions	210 x 180 x 90 mm
external dimensions	215 x 190 x 100 mm
flat dimensions	396 x 302 mm
box construction	FEFCO 0713
cardboard insert	-
tooling ID	120427D06


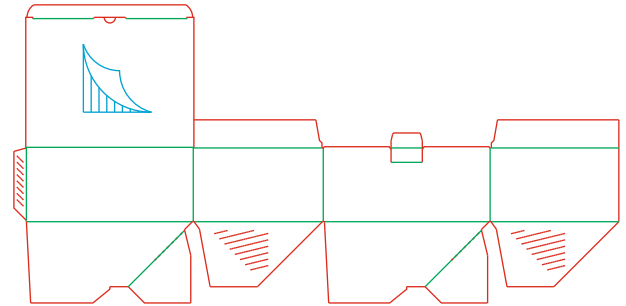



single corrugated cardboard
B flute

F213

F214

suggested use	brake shoe box
cardboard type	E flute
internal dimensions	265 x 205 x 115 mm
external dimensions	270 x 210 x 120 mm
flat dimentions	347 x 475 mm
box construction	FEFCO 0713
cardboard insert	-
tooling ID	121122R02


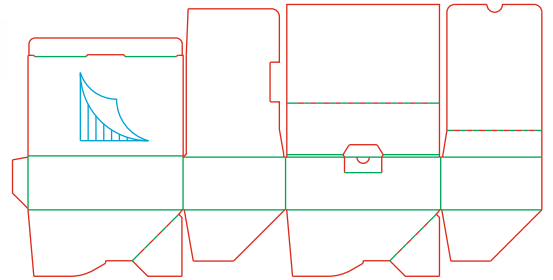


single corrugated cardboard
E flute

F214

F215

suggested use	brake shoe box
cardboard type	E flute
internal dimensions	245 x 160 x 80 mm
external dimensions	250 x 165 x 90 mm
flat dimensions	415 x 277 mm
box construction	FEFCO 0713
cardboard insert	-
tooling ID	130129H01


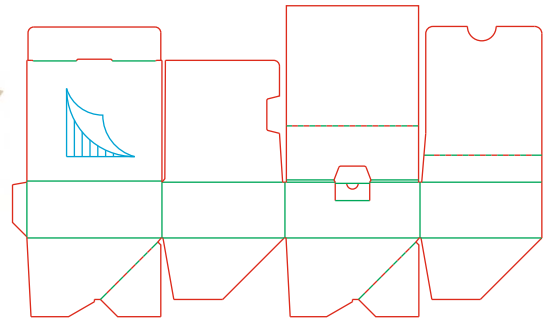


single corrugated cardboard
E flute

F215

F216

suggested use	brake shoe box
cardboard type	E flute
internal dimensions	230 x 210 x 93 mm
external dimensions	240 x 215 x 100 mm
flat dimensions	449 x 367 mm
box construction	FEFCO 0713
cardboard insert	-
tooling ID	130129H02



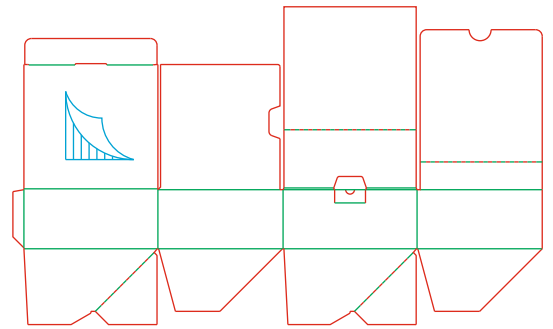



single corrugated cardboard
E flute

F216

F217



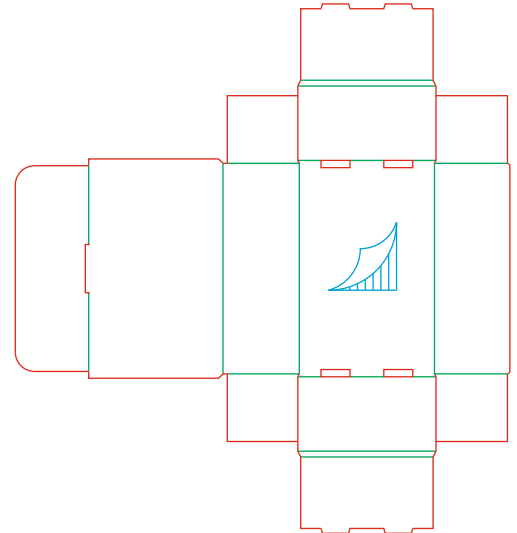
suggested use	brake shoe box
cardboard type	E flute
internal dimensions	300 x 280 x 130 mm
external dimensions	305 x 287 x 137 mm
flat dimensions	588 x 477 mm
box construction	FEFCO 0713
cardboard insert	-
tooling ID	130129H03



F217

F218

suggested use	brake shoe box
cardboard type	B flute
internal dimensions	210 x 140 x 75 mm
external dimensions	235 x 145 x 82 mm
flat dimensions	548 x 511 mm
box construction	FEFCO 0427
cardboard insert	-
tooling ID	131203H06



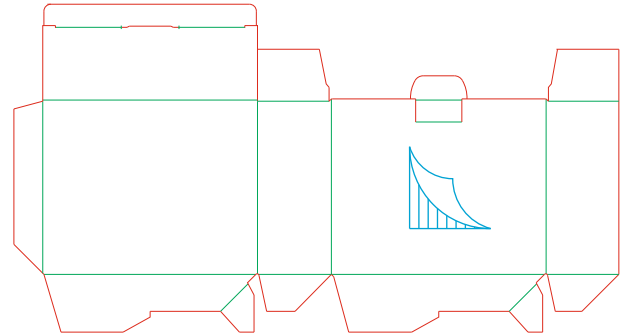



single corrugated cardboard
B flute

F218

F219


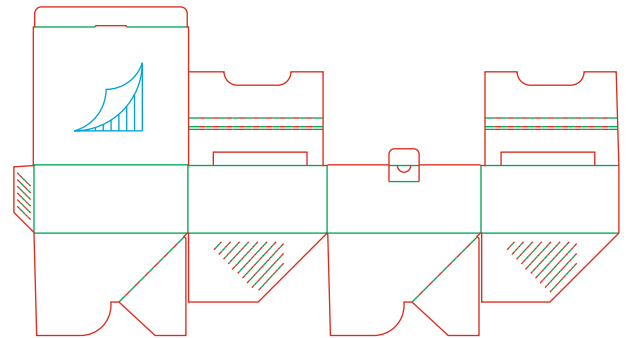
suggested use	brake shoe box
cardboard type	E flute
internal dimensions	185 x 62 x 147 mm
external dimensions	187 x 66 x 153 mm
flat dimensions	588 x 477 mm
box construction	FEFCO 0713
cardboard insert	-
tooling ID	100312B03



F219

F219A

suggested use	brake shoe box
cardboard type	E flute
internal dimensions	225 x 205 x 95 mm
external dimensions	230 x 210 x 105 mm
flat dimensions	438 x 340 mm
box construction	FEFCO 0713
cardboard insert	-
tooling ID	130114R01



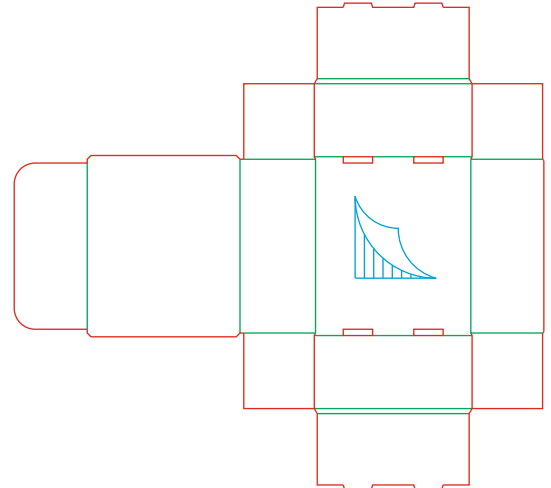


single corrugated cardboard
E flute

F219A

F219B

suggested use	brake shoe box
cardboard type	B flute
internal dimensions	200 x 182 x 85 mm
external dimensions	215 x 190 x 90 mm
flat dimensions	630 x 579 mm
box construction	FEFCO 0427
cardboard insert	-
tooling ID	140519C01

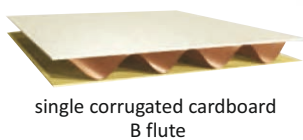

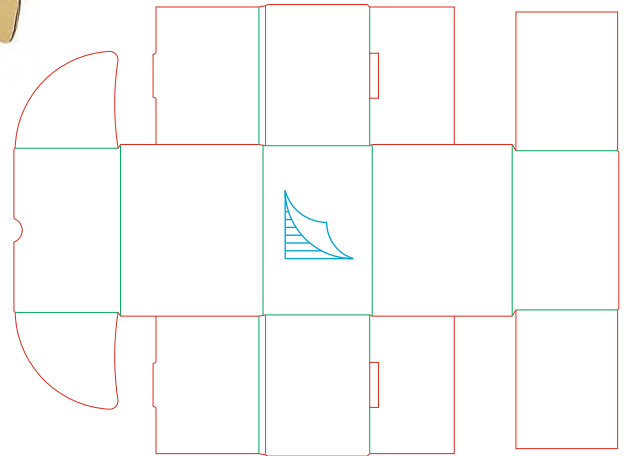


single corrugated cardboard
B flute

F219B

F219C



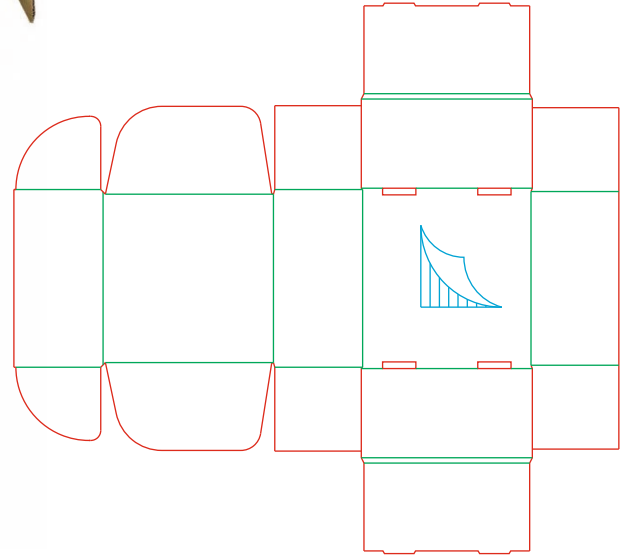
suggested use	brake shoe box
cardboard type	B flute
internal dimensions	185 x 165 x 123 mm
external dimensions	205 x 170 x 132 mm
flat dimentions	542 x 726 mm
box construction	FEFCO 0471
cardboard insert	-
tooling ID	130405H12



F219C

F219D

suggested use	brake shoe box
cardboard type	B flute
internal dimensions	255 x 250 x 130 mm
external dimensions	273 x 260 x 135 mm
flat dimensions	909 x 827 mm
box construction	FEFCO 0427
cardboard insert	-
tooling ID	140721J02



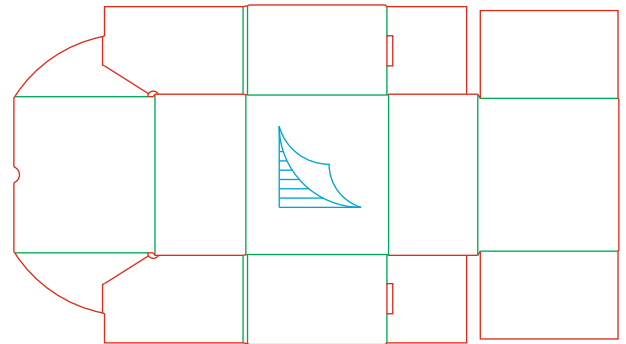



single corrugated cardboard
B flute

F219D

F219E

suggested use	brake shoe box
cardboard type	B flute
internal dimensions	265 x 157 x 250 mm
external dimensions	290 x 165 x 257 mm
flat dimensions	609 x 1085 mm
box construction	FEFCO 0471
cardboard insert	-
tooling ID	130405H09



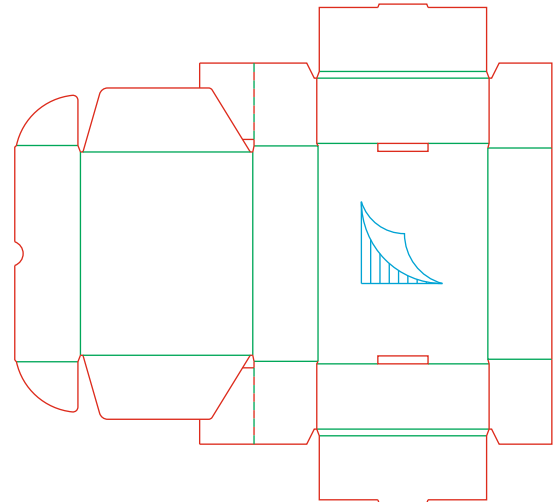


single corrugated cardboard
B flute

F219E

F219F

suggested use	brake shoe box
cardboard type	B flute
internal dimensions	240 x 200 x 75 mm
external dimensions	265 x 210 x 80 mm
flat dimensions	642 x 597 mm
box construction	FEFCO 0427
cardboard insert	-
tooling ID	140821H07


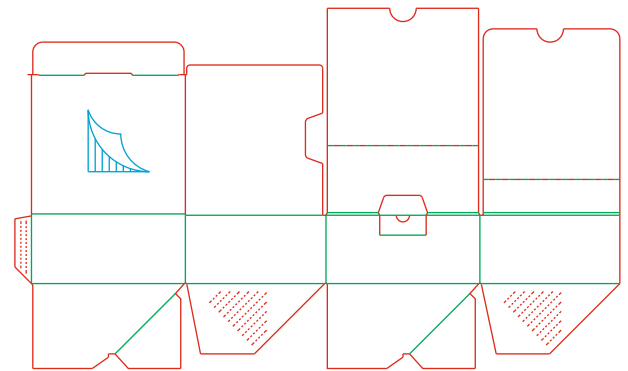



single corrugated cardboard
B flute

F219F

F219G

suggested use	brake shoe box
cardboard type	E flute
internal dimensions	230 x 210 x 100 mm
external dimensions	235 x 215 x 105 mm
flat dimensions	444 x 415 mm
box construction	FEFCO 0713
cardboard insert	-
tooling ID	141229R02



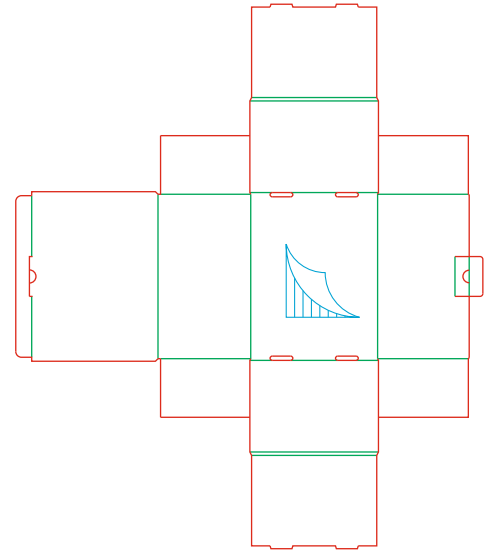


single corrugated cardboard
E flute

F219G

F219H

suggested use	brake shoe box
cardboard type	B flute
internal dimensions	280 x 223 x 160 mm
external dimensions	300 x 228 x 165 mm
flat dimensions	821 x 957 mm
box construction	FEFCO 0421
cardboard insert	-
tooling ID	150417J01



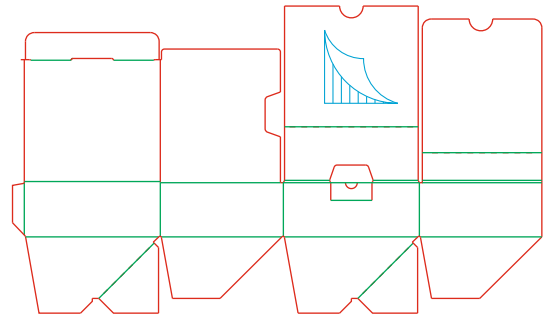


single corrugated cardboard
B flute

F219H

F219I



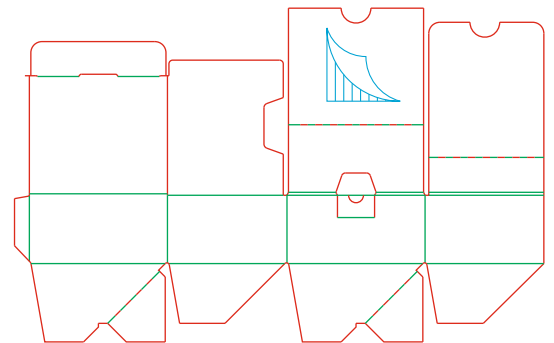

suggested use	brake shoe box
cardboard type	E flute
internal dimensions	227 x 210 x 90 mm
external dimensions	232 x 212 x 95 mm
flat dimensions	440 x 392 mm
box construction	FEFCO 0713
cardboard insert	-
tooling ID	150622J05



F219I

F219J



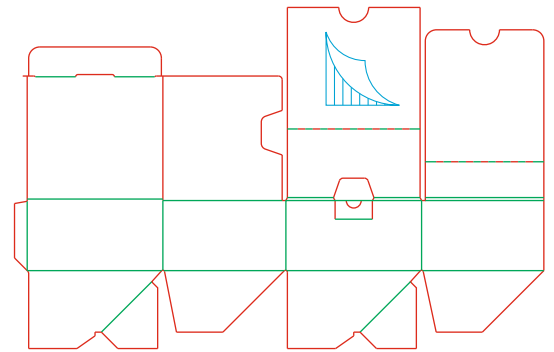

suggested use	brake shoe box
cardboard type	E flute
internal dimensions	180 x 160 x 90 mm
external dimensions	186 x 165 x 95 mm
flat dimensions	347 x 344 mm
box construction	FEFCO 0713
cardboard insert	-
tooling ID	150622J06



F219J

F219K

suggested use	brake shoe box
cardboard type	E flute
internal dimensions	175 x 160 x 87 mm
external dimensions	182 x 170 x 96 mm
flat dimensions	347 x 353 mm
box construction	FEFCO 0713
cardboard insert	-
tooling ID	150218E03



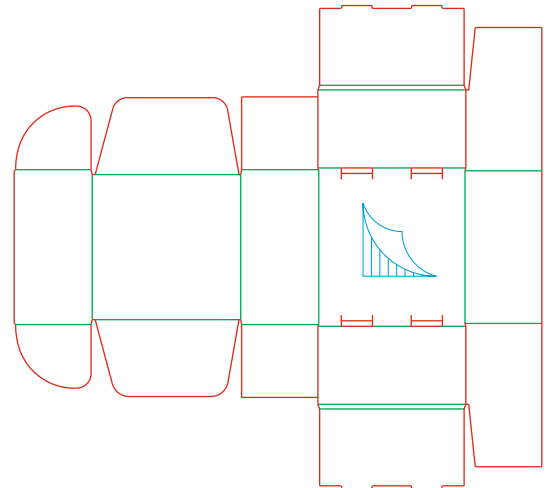


F219K



F219L

suggested use	brake shoe box
cardboard type	B flute
internal dimensions	255 x 255 x 130 mm
external dimensions	280 x 260 x 135 mm
flat dimensions	913 x 836 mm
box construction	FEFCO 0427
cardboard insert	-
tooling ID	160613C03



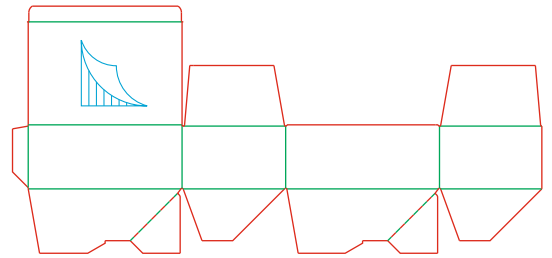



single corrugated cardboard
B flute

F219L

F219M


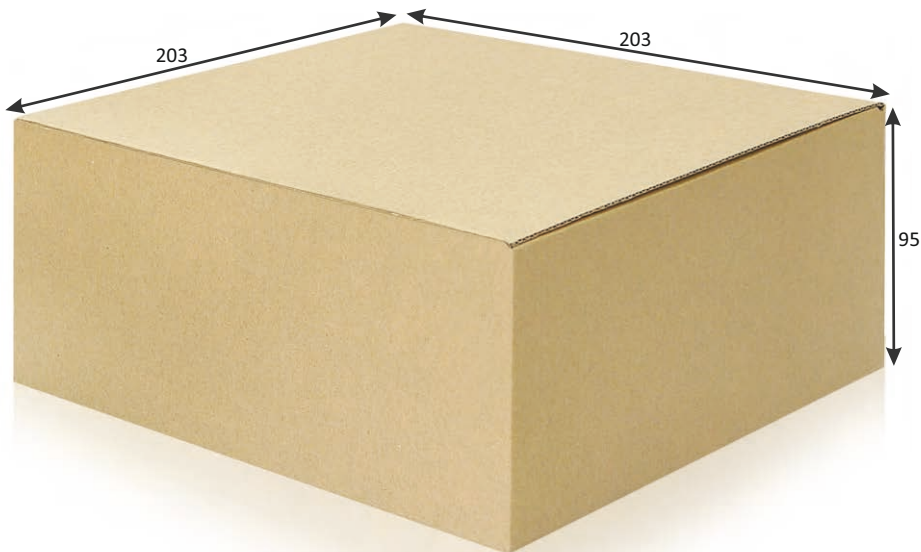
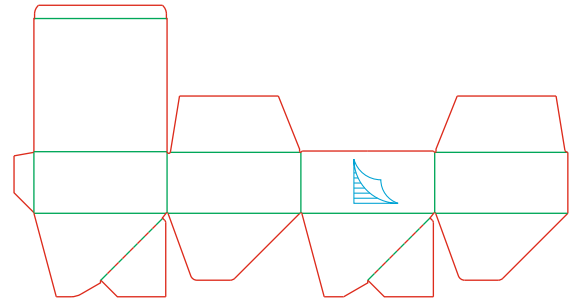

suggested use	brake shoe box
cardboard type	E flute
internal dimensions	240 x 160 x 100 mm
external dimensions	245 x 168 x 103 mm
flat dimentions	410 x 291 mm
box construction	FEFCO 0713
cardboard insert	-
tooling ID	170508C06



F219M

F219N


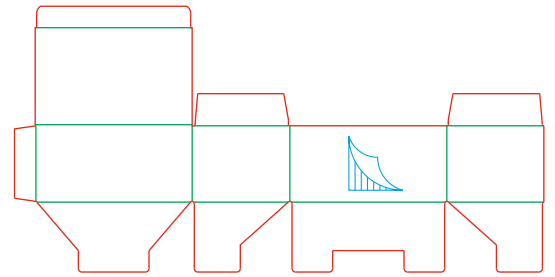
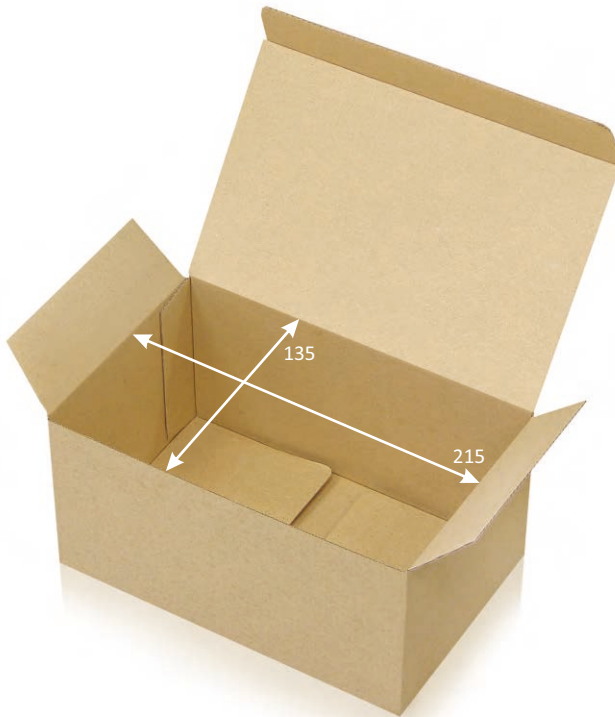
suggested use	brake shoe box
cardboard type	E flute
internal dimensions	200 x 200 x 90 mm
external dimensions	203 x 203 x 95 mm
flat dimensions	403 x 314 mm
box construction	FEFCO 0713
cardboard insert	-
tooling ID	170421B03



F219N

F2190

suggested use	brake shoe box
cardboard type	E flute
internal dimensions	215 x 135 x 105 mm
external dimensions	219 x 140 x 110 mm
flat dimensions	356 x 372 mm
box construction	FEFCO 0215
cardboard insert	-
tooling ID	180502C05



single corrugated cardboard
E flute



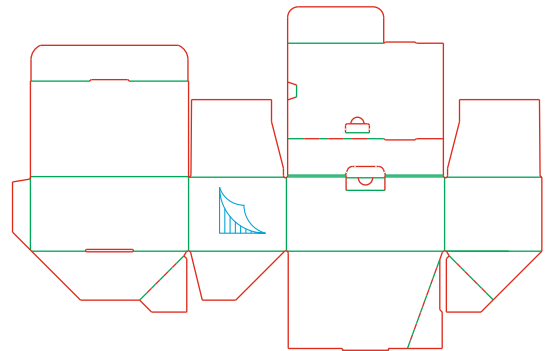
F2190

NEW



F219P

suggested use	brake shoe box
cardboard type	E flute
internal dimensions	260 x 160 x 120 mm
external dimensions	265 x 165 x 125 mm
flat dimensions	429 x 409 mm
box construction	FEFCO 0713/0701
cardboard insert	W219P
tooling ID	180725M04




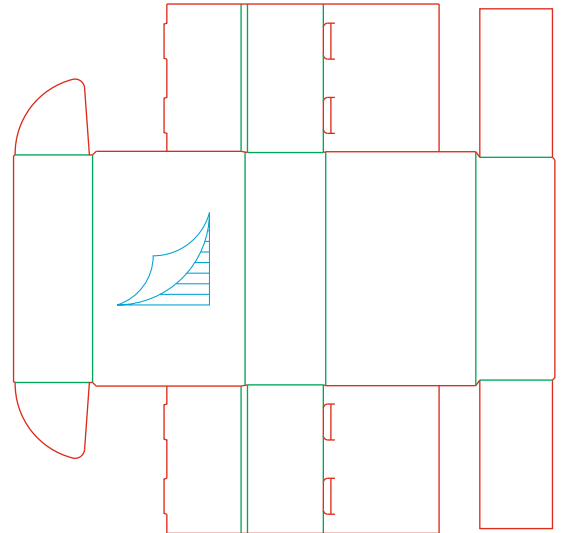
F219P

NEW



F219R

suggested use	brake shoe box
cardboard type	B flute
internal dimensions	270 x 185 x 95 mm
external dimensions	293 x 190 x 100 mm
flat dimensions	663 x 678 mm
box construction	FEFCO 0471
cardboard insert	-
tooling ID	180917C07



single corrugated cardboard
B flute



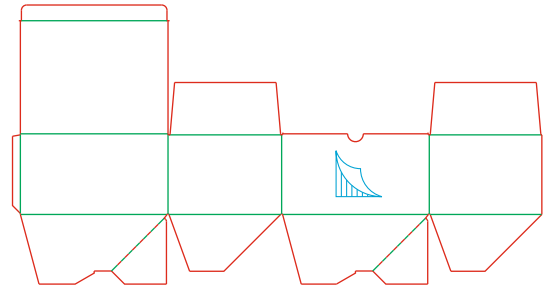
F219R

NEW



F219S

suggested use	brake shoe box
cardboard type	E flute
internal dimensions	278 x 215 x 150 mm
external dimensions	283 x 220 x 155 mm
flat dimensions	499 x 400 mm
box construction	FEFCO 0713
cardboard insert	-
tooling ID	181105C06





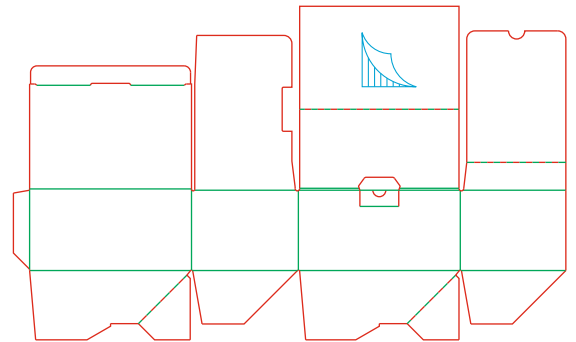
F219S

NEW



F219T

suggested use	brake shoe box
cardboard type	E flute
internal dimensions	245 x 160 x 120 mm
external dimensions	250 x 165 x 125 mm
flat dimensions	415 x 408 mm
box construction	FEFCO 0713
cardboard insert	-
tooling ID	190305C01





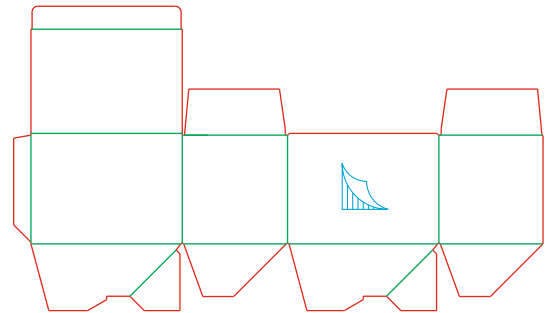
F219T

NEW



F219U

suggested use	brake shoe box
cardboard type	B flute
internal dimensions	260 x 180 x 180 mm
external dimensions	265 x 185 x 190 mm
flat dimensions	446 x 413 mm
box construction	FEFCO 0713
cardboard insert	W219U
tooling ID	P21041661



single corrugated cardboard
B flute


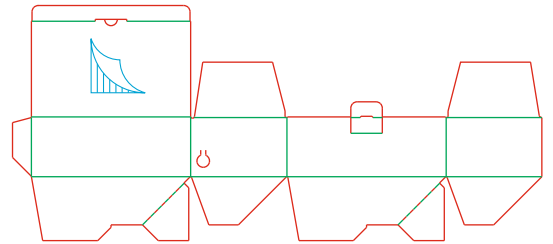
F219U

NEW



F219W

suggested use	brake shoe box
cardboard type	E flute
internal dimensions	250 x 150 x 90 mm
external dimensions	255 x 155 x 95 mm
flat dimensions	405 x 272 mm
box construction	FEFCO 0713
cardboard insert	-
tooling ID	P21050561



single corrugated cardboard
E flute


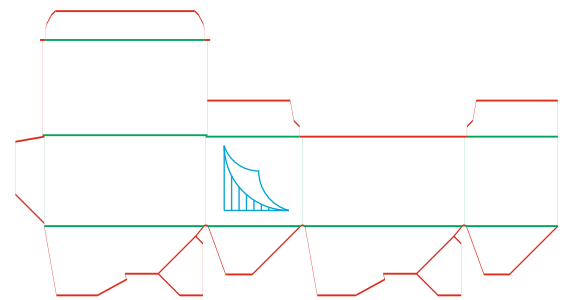

F219W



BRAKE PAD BOXES

F220

suggested use	brake pad box
cardboard type	E flute
internal dimensions	110 x 65 x 60 mm
external dimensions	116 x 70 x 65 mm
flat dimentions	178 x 150 mm
box construction	FEFCO 0713
cardboard insert	-
tooling ID	120411H06



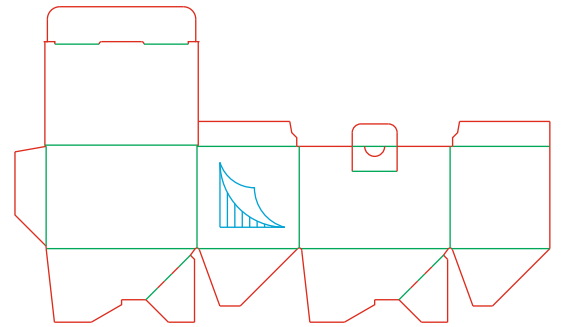



single corrugated cardboard
E flute

F220

F221


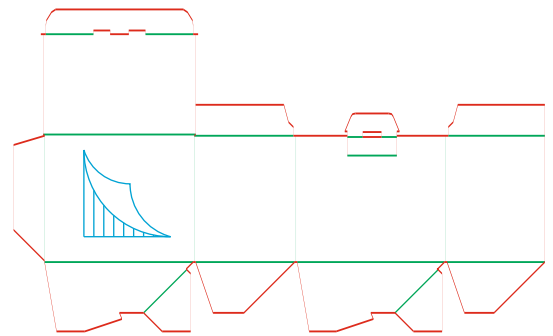

suggested use	brake pad box
cardboard type	E flute
internal dimensions	120 x 80 x 80 mm
external dimensions	125 x 84 x 84 mm
flat dimensions	203 x 194
box construction	FEFCO 0713
cardboard insert	-
tooling ID	120612X03



F221

F222

suggested use	brake pad box
cardboard type	E flute
internal dimensions	120 x 80 x 100 mm
external dimensions	124 x 83 x 105 mm
flat dimensions	204 x 204 mm
box construction	FEFCO 0713
cardboard insert	-
tooling ID	111128H14



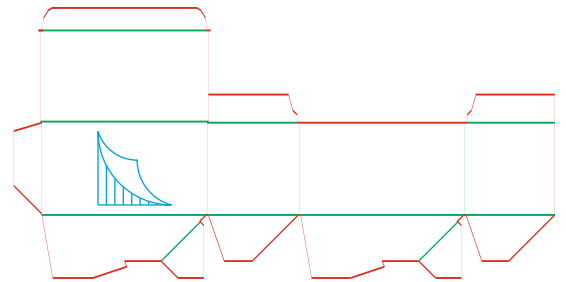



single corrugated cardboard
E flute

F222

F223


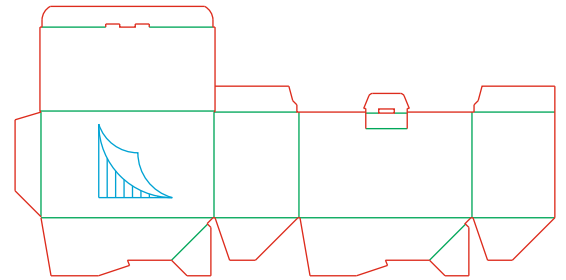

suggested use	brake pad box
cardboard type	E flute
internal dimensions	145 x 80 x 80 mm
external dimensions	150 x 85 x 83 mm
flat dimensions	183 x 228 mm
box construction	FEFCO 0713
cardboard insert	-
tooling ID	111128H13



F223


F224

suggested use	brake pad box
cardboard type	E flute
internal dimensions	165 x 80 x 100 mm
external dimensions	170 x 85 x 105 mm
flat dimensions	250 x 205 mm
box construction	FEFCO 0713
cardboard insert	-
tooling ID	111128H15




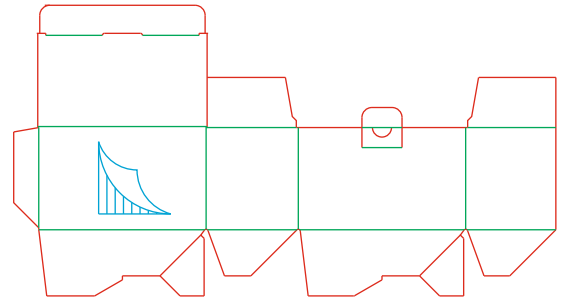
single corrugated cardboard
E flute

F224



F225

suggested use	brake pad box
cardboard type	E flute
internal dimensions	165 x 90 x 100 mm
external dimensions	170 x 95 x 105 mm
flat dimensions	260 x 225 mm
box construction	FEFCO 0713
cardboard insert	-
tooling ID	120612X01


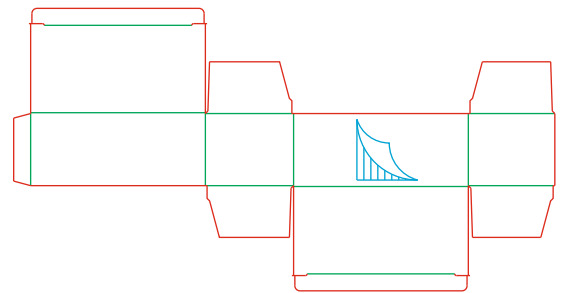


single corrugated cardboard
E flute

F225


F226

suggested use	brake pad box
cardboard type	E flute
internal dimensions	205 x 105 x 85 mm
external dimensions	207 x 106 x 90 mm
flat dimensions	330 x 310 mm
box construction	FEFCO 0211
cardboard insert	-
tooling ID	91113S02




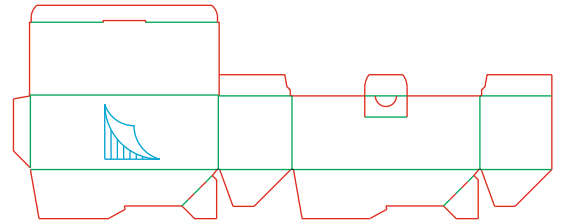
single corrugated cardboard
E flute

F226



F227

suggested use	brake pad box
cardboard type	E flute
internal dimensions	220 x 85 x 85 mm
external dimensions	226 x 90 x 90 mm
flat dimensions	308 x 194 mm
box construction	FEFCO 0713
cardboard insert	-
tooling ID	120411H02


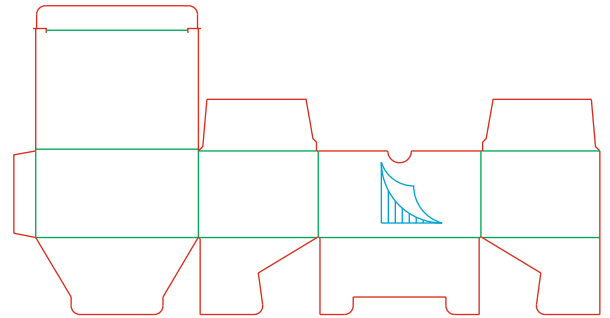



single corrugated cardboard
E flute

F227

F228

suggested use	brake pad box
cardboard type	E flute
internal dimensions	183 x 133 x 95 mm
external dimensions	187 x 140 x 100 mm
flat dimentions	323 x 265 mm
box construction	FEFCO 0215
cardboard insert	-
tooling ID	140410H02


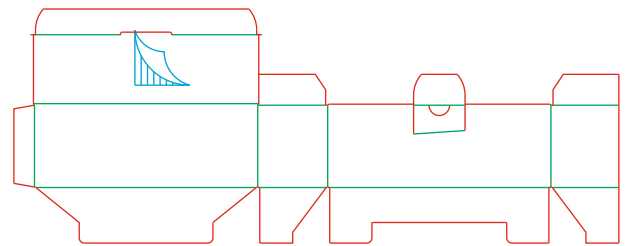



single corrugated cardboard
E flute

F228

F229

suggested use	brake pad box
cardboard type	E flute
internal dimensions	215 x 65 x 77 mm
external dimensions	220 x 70 x 83 mm
flat dimensions	285 x 173 mm
box construction	FEFCO 0215
cardboard insert	-
tooling ID	130405H08



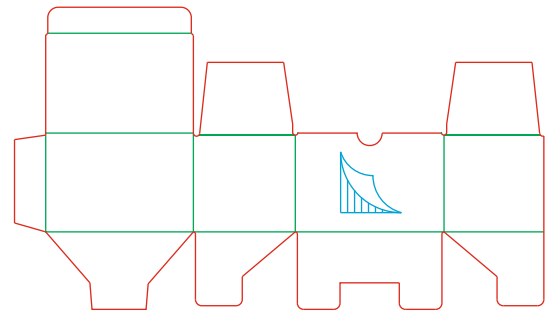


single corrugated cardboard
E flute

F229

F230

suggested use	brake pad box
cardboard type	B flute
internal dimensions	140 x 95 x 90 mm
external dimensions	143 x 98 x 97 mm
flat dimensions	239 x 290 mm
box construction	FEFCO 0215
cardboard insert	-
tooling ID	180104B06


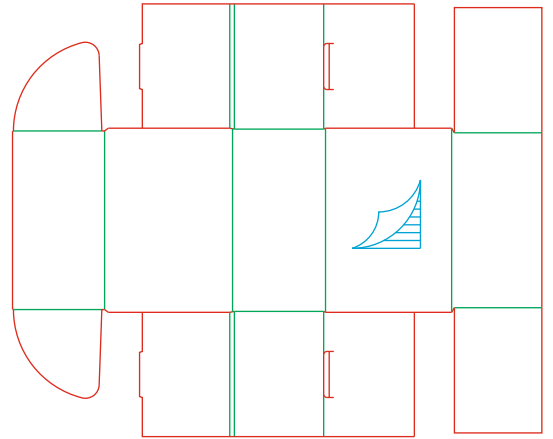


single corrugated cardboard
B flute

F230

F231

suggested use	brake pad box
cardboard type	E flute
internal dimensions	185 x 135 x 93 mm
external dimensions	200 x 140 x 100 mm
flat dimensions	470 x 575 mm
box construction	FEFCO 0471
cardboard insert	-
tooling ID	180327C05



single corrugated cardboard
E flute



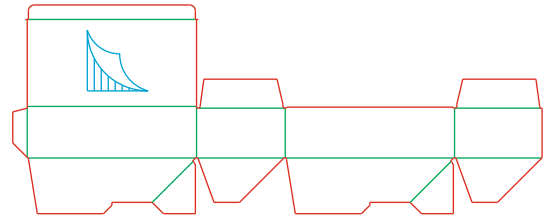
F231

NEW



F232

suggested use	brake pad box
cardboard type	B flute
internal dimensions	285 x 145 x 80 mm
external dimensions	295 x 160 x 85 mm
flat dimensions	445 x 265 mm
box construction	FEFCO 0713
cardboard insert	-
tooling ID	P21051062



single corrugated cardboard
B flute



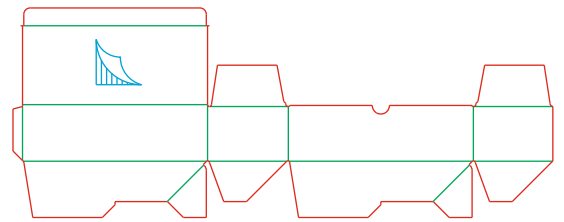
F232

NEW



F233


suggested use	brake pad box
cardboard type	B flute
internal dimensions	285 x 125 x 83 mm
external dimensions	290 x 130 x 90 mm
flat dimensions	418 x 240 mm
box construction	FEFCO 0713
cardboard insert	-
tooling ID	P21052501



single corrugated cardboard
B flute



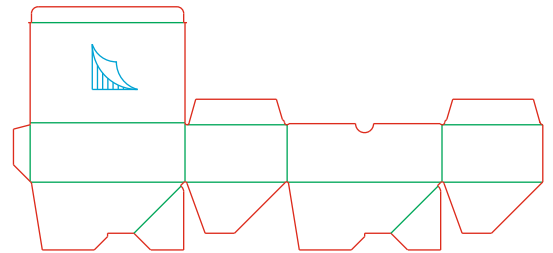
F233

NEW



F235

suggested use	brake pad box
cardboard type	B flute
internal dimensions	225 x 150 x 85 mm
external dimensions	230 x 160 x 90 mm
flat dimensions	385 x 263 mm
box construction	FEFCO 0713
cardboard insert	-
tooling ID	P21052502



single corrugated cardboard
B flute



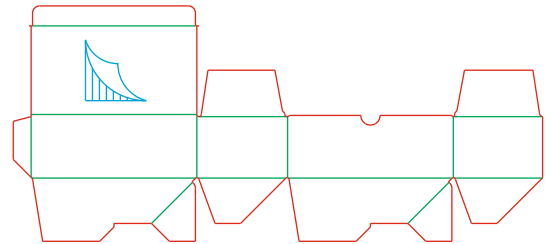
F235

NEW



F236

suggested use	brake pad box
cardboard type	B flute
internal dimensions	230 x 125 x 85 mm
external dimensions	235 x 130 x 90 mm
flat dimensions	385 x 241 mm
box construction	FEFCO 0713
cardboard insert	-
tooling ID	P21052503





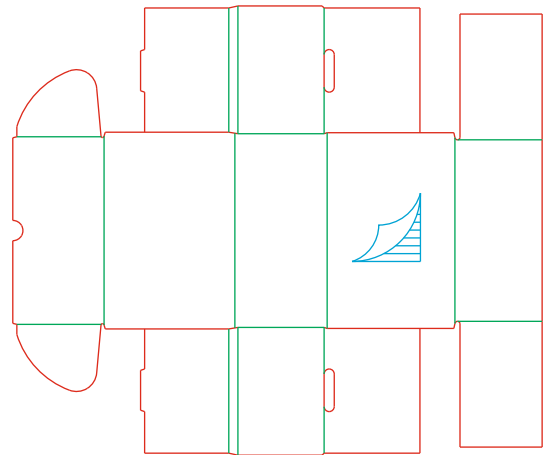
single corrugated cardboard
B flute

F236



F237

suggested use	brake pad box
cardboard type	B flute
internal dimensions	175 x 120 x 85 mm
external dimensions	193 x 130 x 90 mm
flat dimensions	522 x 443 mm
box construction	FEFCO 0471
cardboard insert	-
tooling ID	P22080261



single corrugated cardboard
B flute


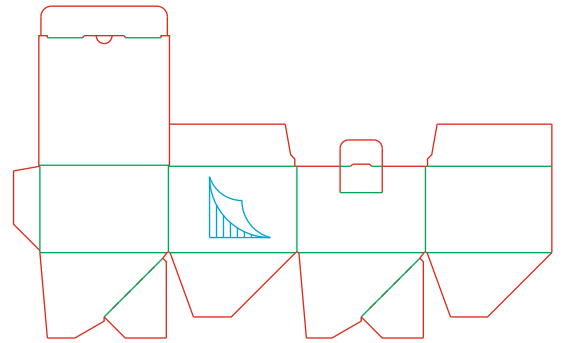

F237



WHEEL HUB BOXES

F240

suggested use	wheel hub box
cardboard type	E flute
internal dimensions	120 x 120 x 80 mm
external dimensions	125 x 125 x 85 mm
flat dimensions	244 x 234 mm
box construction	FEFCO 0713
cardboard insert	-
tooling ID	120119H13




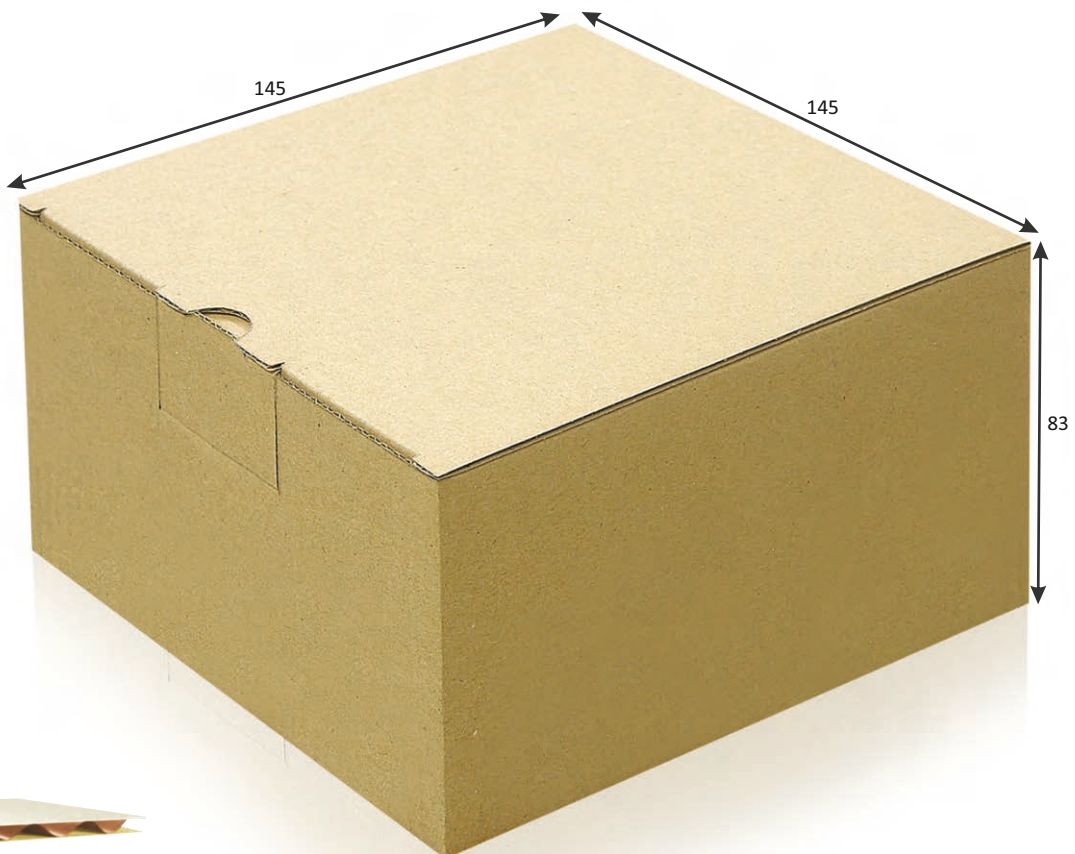
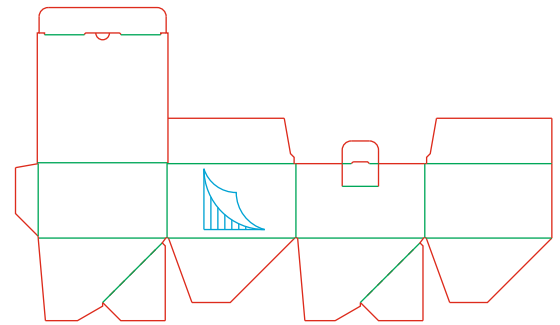

single corrugated cardboard
E flute

F240

WHEEL HUB BOXES

F241


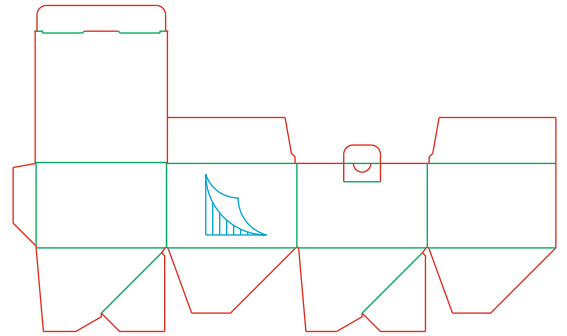

suggested use	wheel hub box
cardboard type	E flute
internal dimensions	140 x 140 x 80 mm
external dimensions	145 x 145 x 83 mm
flat dimensions	255 x 282 mm
box construction	FEFCO 0713
cardboard insert	-
tooling ID	120119H12



F241

F242

suggested use	wheel hub box
cardboard type	E flute
internal dimensions	140 x 140 x 90 mm
external dimensions	145 x 145 x 95 mm
flat dimensions	265 x 283 mm
box construction	FEFCO 0713
cardboard insert	-
tooling ID	120604H22



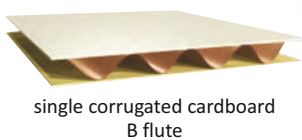

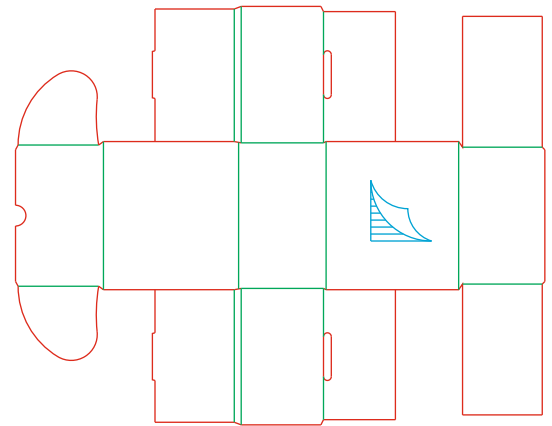
single corrugated cardboard
E flute

F242

WHEEL HUB BOXES

F243


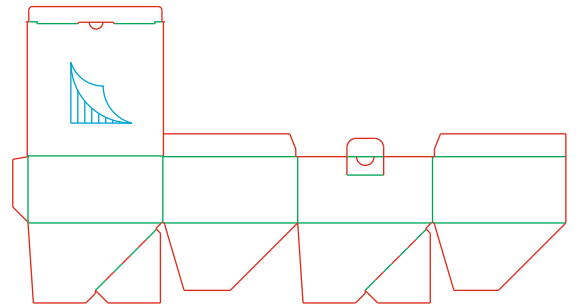
suggested use	wheel hub box
cardboard type	B flute
internal dimensions	150 x 150 x 95 mm
external dimensions	170 x 157 x 100 mm
flat dimensions	483 x 611 mm
box construction	FEFCO 0471
cardboard insert	-
tooling ID	130128R04



F243

F244

suggested use	wheel hub box
cardboard type	E flute
internal dimensions	175 x 175 x 85 mm
external dimensions	180 x 180 x 90 mm
flat dimensions	354 x 284 mm
box construction	FEFCO 0713
cardboard insert	-
tooling ID	130826K02


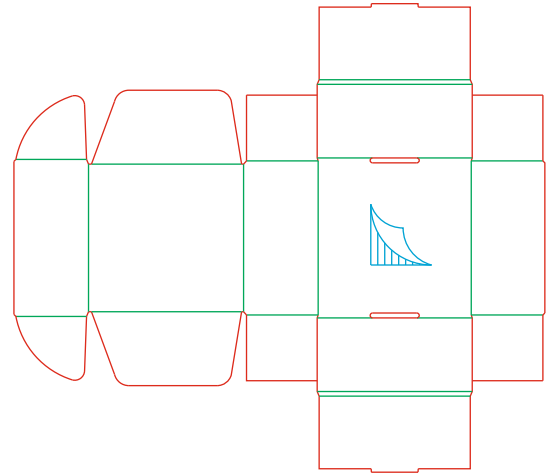



single corrugated cardboard
E flute

F244

F245

suggested use	wheel hub box
cardboard type	E flute
internal dimensions	150 x 155 x 75 mm
external dimensions	165 x 160 x 78 mm
flat dimensions	541 x 477 mm
box construction	FEFCO 0427
cardboard insert	-
tooling ID	161028U02


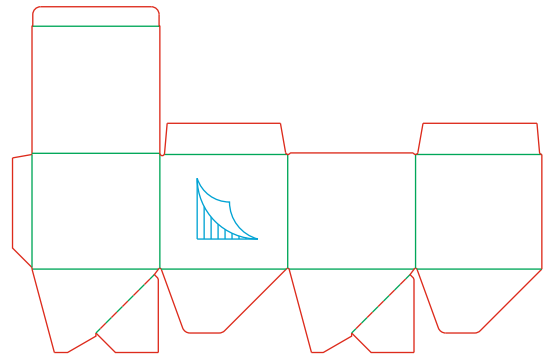



single corrugated cardboard
E flute

F245

F246

suggested use	wheel hub box
cardboard type	E flute
internal dimensions	160 x 160 x 145 mm
external dimensions	165 x 165 x 150 mm
flat dimensions	328 x 336 mm
box construction	FEFCO 0713
cardboard insert	-
tooling ID	170302C20




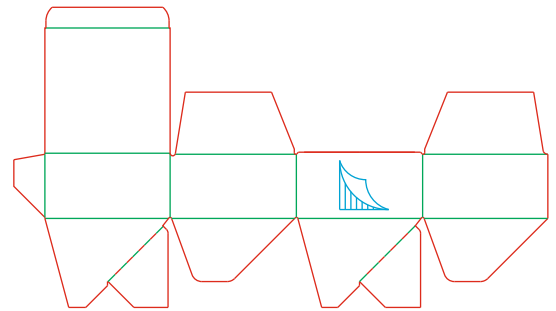

single corrugated cardboard
E flute

F246

WHEEL HUB BOXES

F247

suggested use	wheel hub box
cardboard type	E flute
internal dimensions	120 x 120 x 60 mm
external dimensions	123 x 123 x 63 mm
flat dimentions	243 x 204 mm
box construction	FEFCO 0713
cardboard insert	-
tooling ID	170421B05


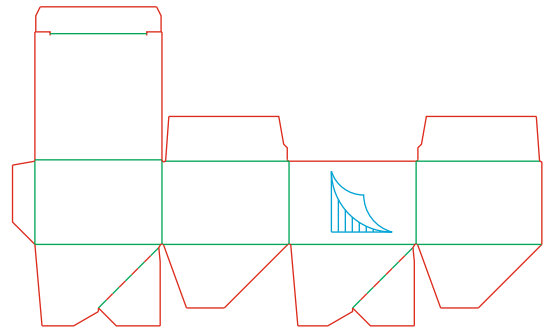



single corrugated cardboard
E flute

F247

F248

suggested use	wheel hub box
cardboard type	E flute
internal dimensions	140 x 140 x 90 mm
external dimensions	143 x 143 x 95 mm
flat dimensions	284 x 265 mm
box construction	FEFCO 0713
cardboard insert	-
tooling ID	170622U08





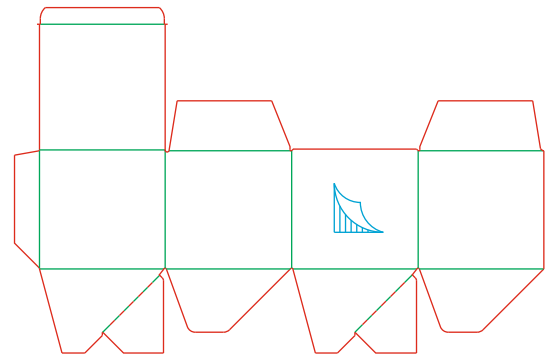

single corrugated cardboard
E flute

F248

WHEEL HUB BOXES

F249


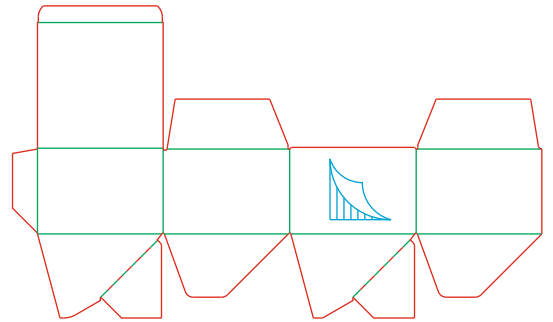

suggested use	wheel hub box
cardboard type	E flute
internal dimensions	150 x 150 x 140 mm
external dimensions	153 x 153 x 145 mm
flat dimensions	303 x 314 mm
box construction	FEFCO 0713
cardboard insert	-
tooling ID	170421B06



F249

F249A

suggested use	wheel hub box
cardboard type	E flute
internal dimensions	150 x 150 x 100 mm
external dimensions	153 x 153 x 105 mm
flat dimensions	303 x 577 mm
box construction	FEFCO 0713
cardboard insert	-
tooling ID	170421B04




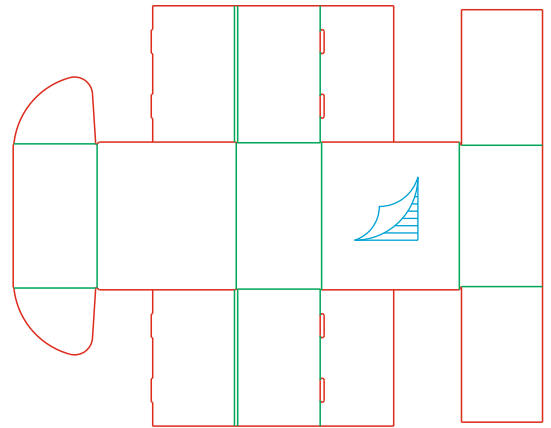
single corrugated cardboard
E flute

F249A



F249B

suggested use	wheel hub box
cardboard type	E flute
internal dimensions	193 x 190 x 113 mm
external dimensions	205 x 195 x 120 mm
flat dimensions	586 x 738 mm
box construction	FEFCO 0471
cardboard insert	-
tooling ID	P20061824




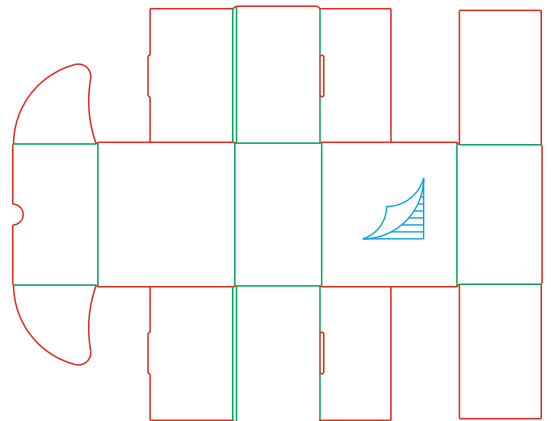
single corrugated cardboard
E flute

F249B



F249C

suggested use	wheel hub box
cardboard type	E flute
internal dimensions	160 x 160 x 100 mm
external dimensions	173 x 165 x 105 mm
flat dimensions	499 x 634 mm
box construction	FEFCO 0471
cardboard insert	-
tooling ID	P20071003



single corrugated cardboard
E flute


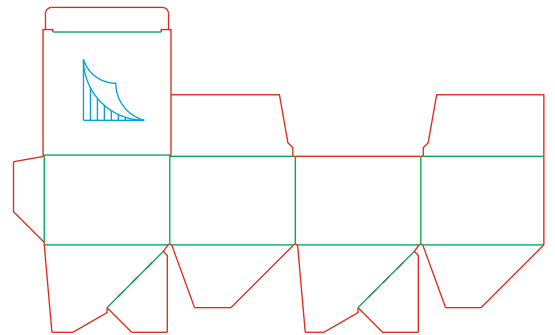

F249C



TENSIONER BOXES

F250

suggested use	tensioner box
cardboard type	E flute
internal dimensions	100 x 100 x 70 mm
external dimensions	105 x 105 x 75 mm
flat dimensions	204 x 192 mm
box construction	FEFCO 0713
cardboard insert	-
tooling ID	120119H06


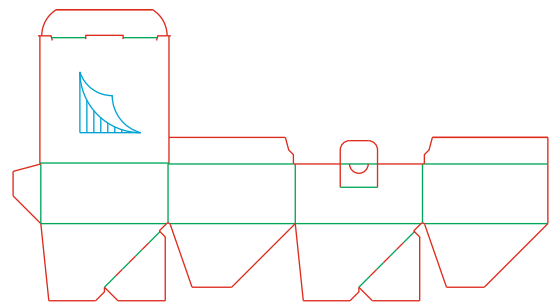



single corrugated cardboard
E flute

F250

F251

suggested use	tensioner box
cardboard type	E flute
internal dimensions	135 x 135 x 65 mm
external dimensions	140 x 140 x 66 mm
flat dimensions	273 x 229 mm
box construction	FEFCO 0713
cardboard insert	-
tooling ID	90526D01


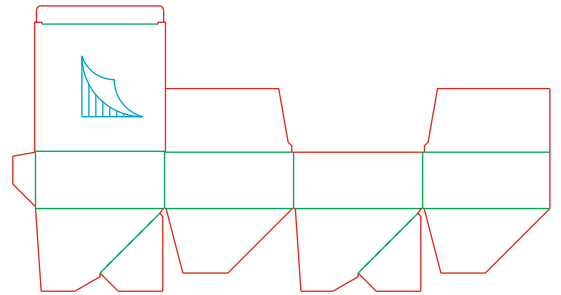



single corrugated cardboard
E flute

F251

F252

suggested use	tensioner box
cardboard type	E flute
internal dimensions	140 x 140 x 60 mm
external dimensions	145 x 145 x 65 mm
flat dimensions	284 x 223 mm
box construction	FEFCO 0713
cardboard insert	-
tooling ID	120119H07


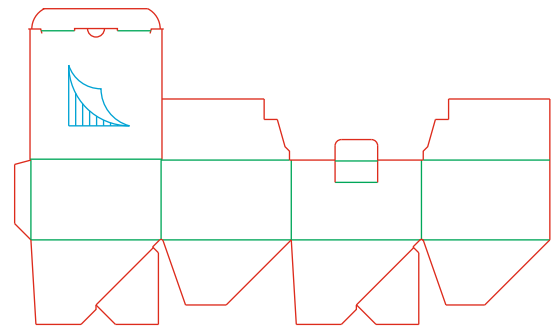


single corrugated cardboard
E flute

F252

F253

suggested use	tensioner box
cardboard type	E flute
internal dimensions	145 x 145 x 90 mm
external dimensions	148 x 148 x 93 mm
flat dimensions	260 x 292 mm
box construction	FEFCO 0713
cardboard insert	-
tooling ID	90526D02


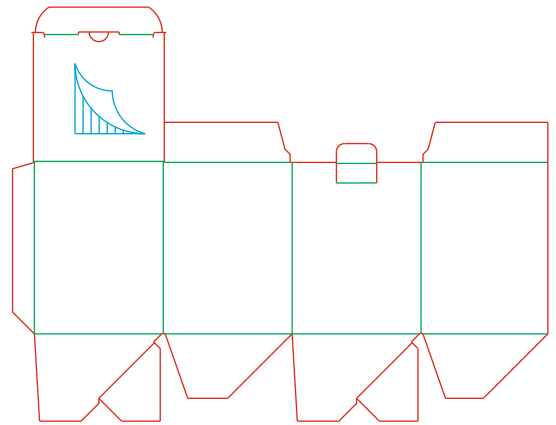



single corrugated cardboard
E flute

F253

F254

suggested use	tensioner box
cardboard type	E flute
internal dimensions	125 x 125 x 165 mm
external dimensions	130 x 130 x 170 mm
flat dimentions	254 x 322 mm
box construction	FEFCO 0713
cardboard insert	-
tooling ID	90526D04

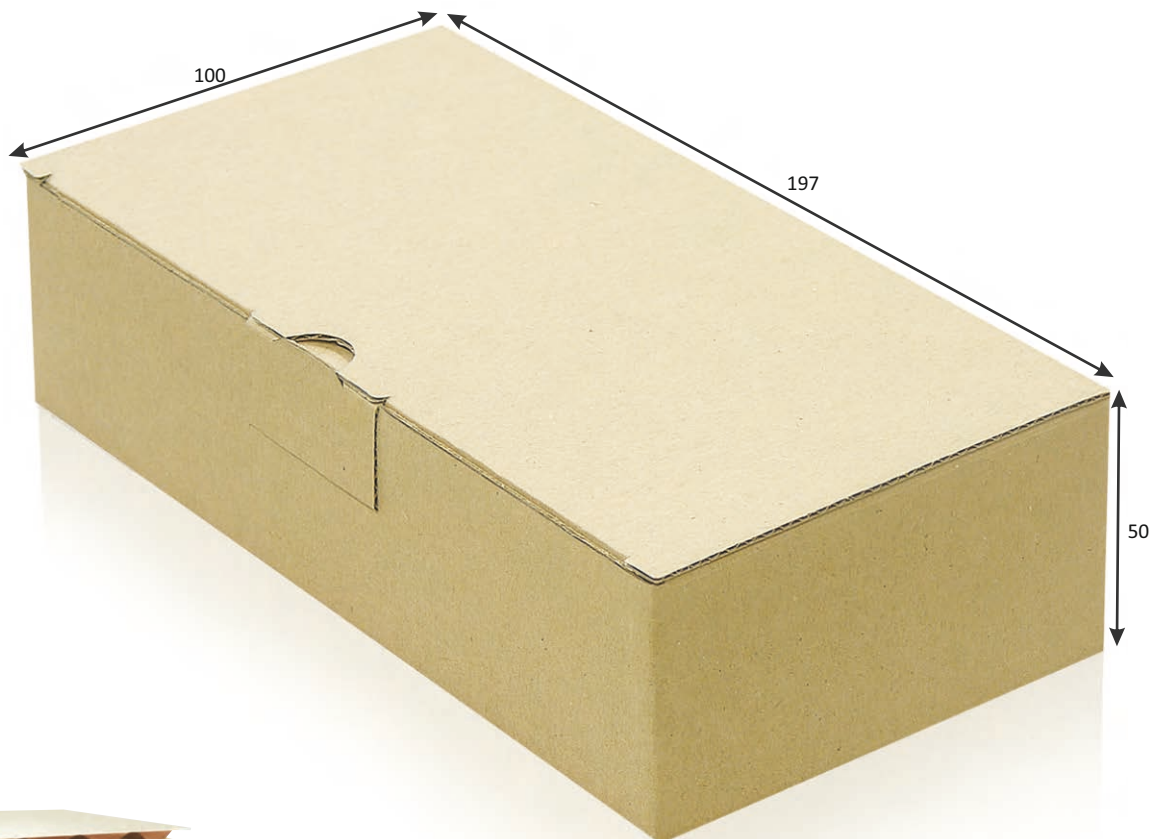
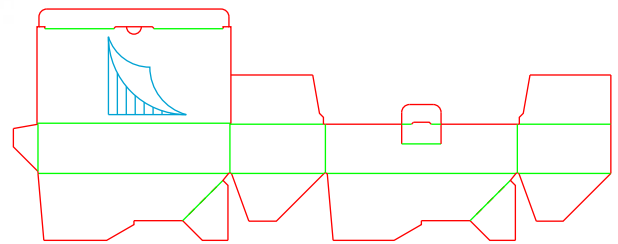



single corrugated cardboard
E flute

F254

F255

suggested use	tensioner box
cardboard type	E flute
internal dimensions	193 x 95 x 48 mm
external dimensions	197 x 100 x 50 mm
flat dimensions	167 x 291 mm
box construction	FEFCO 0713
cardboard insert	-
tooling ID	120119H04


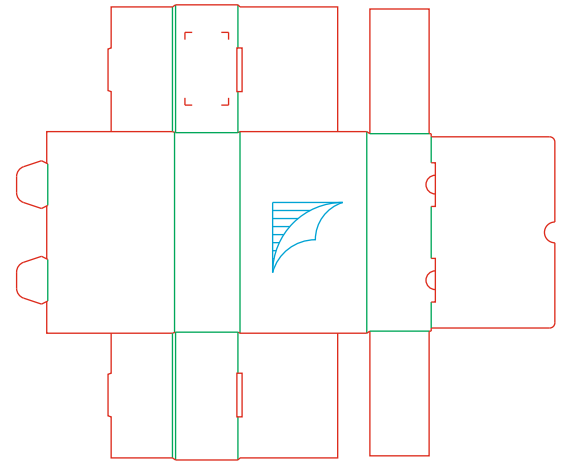



single corrugated cardboard
E flute

F255

F256

suggested use	tensioner box
cardboard type	E flute
internal dimensions	185 x 120 x 60 mm
external dimensions	195 x 125 x 67 mm
flat dimensions	520 x 440 mm
box construction	FEFCO 0470
cardboard insert	-
tooling ID	161006C01

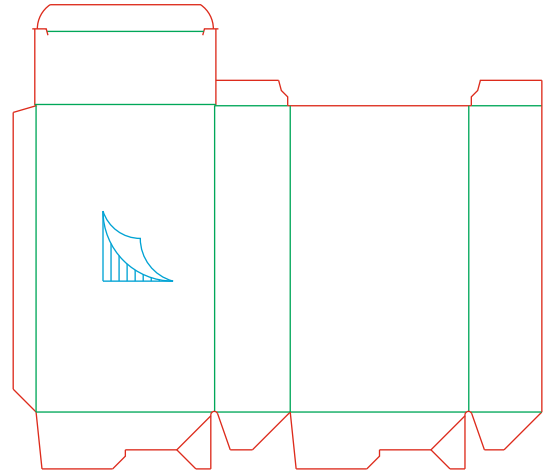



single corrugated cardboard
E flute

F256

F257

suggested use	tensioner box
cardboard type	E flute
internal dimensions	140 x 55 x 240 mm
external dimensions	143 x 60 x 243 mm
flat dimensions	200 x 320 mm
box construction	FEFCO 0713
cardboard insert	-
tooling ID	90526D03



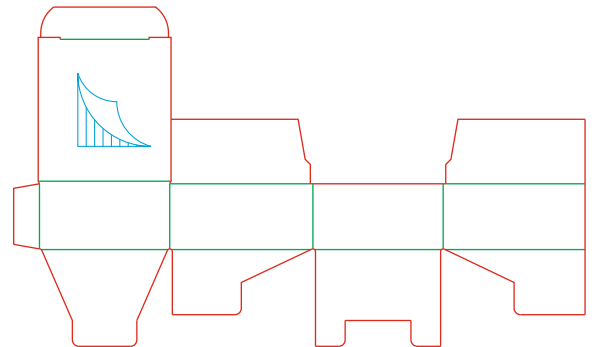



single corrugated cardboard
E flute

F257

F258

suggested use	tensioner box
cardboard type	E flute
internal dimensions	100 x 110 x 50 mm
external dimensions	103 x 113 x 53 mm
flat dimensions	212 x 263 mm
box construction	FEFCO 0215
cardboard insert	-
tooling ID	150408A03


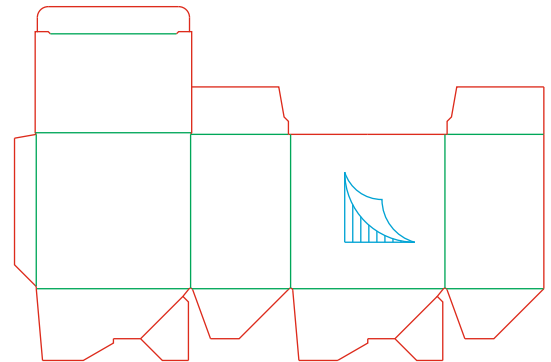



F258

TENSIONER BOXES

F259

suggested use	tensioner box
cardboard type	E flute
internal dimensions	140 x 90 x 140 mm
external dimensions	143 x 93 x 145 mm
flat dimensions	234 x 259 mm
box construction	FEFCO 0713
cardboard insert	-
tooling ID	150928H16



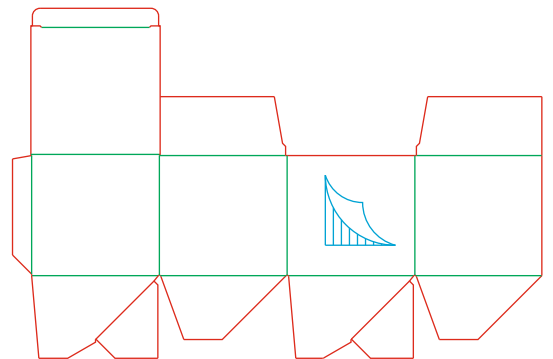
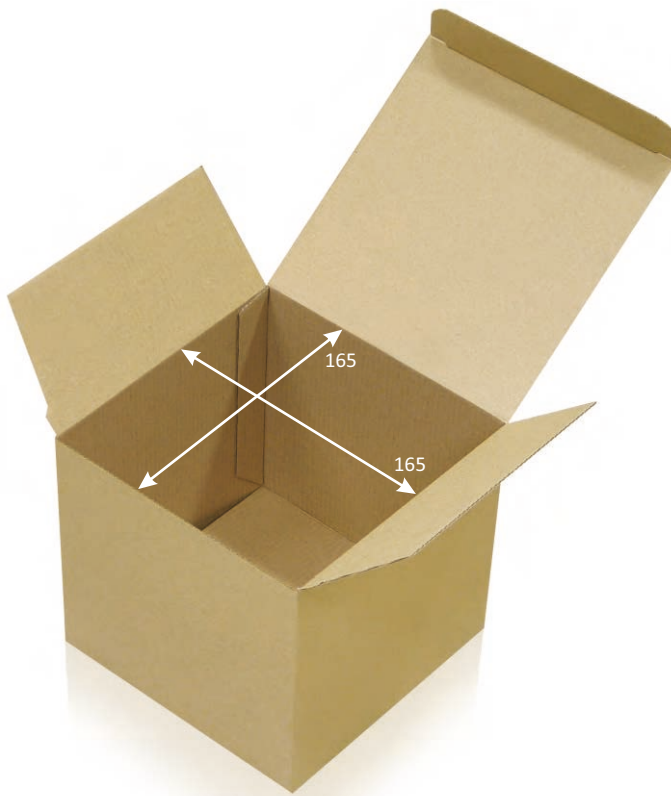


single corrugated cardboard
E flute

F259

F260

suggested use	tensioner box
cardboard type	E flute
internal dimensions	165 x 165 x 155 mm
external dimensions	168 x 168 x 160 mm
flat dimentions	334 x 350 mm
box construction	FEFCO 0713
cardboard insert	-
tooling ID	150928H17



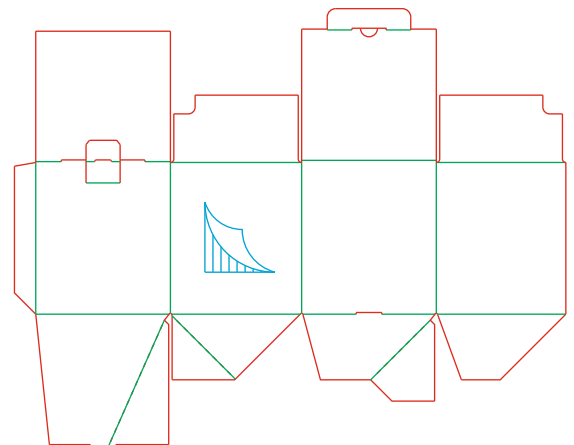


F260

TENSIONER BOXES

F261



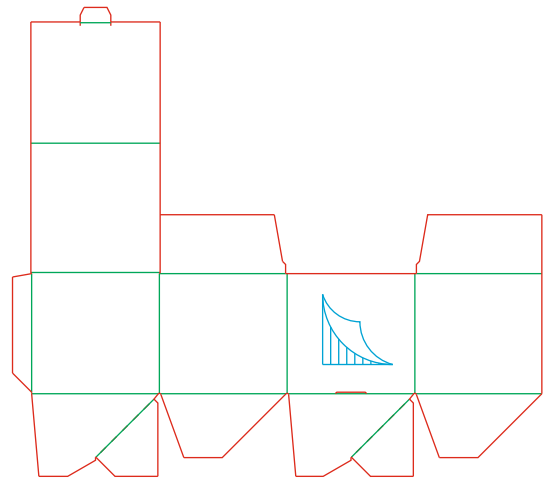

suggested use	tensioner box
cardboard type	E flute
internal dimensions	155 x 150 x 175 mm
external dimensions	160 x 155 x 180 mm
flat dimensions	312 x 357 mm
box construction	FEFCO 0713
cardboard insert	-
tooling ID	151103B02



F261

F262


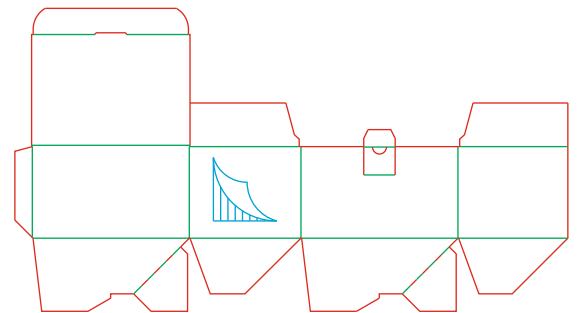

suggested use	tensioner box
cardboard type	E flute
internal dimensions	165 x 165 x 155 mm
external dimensions	168 x 170 x 160 mm
flat dimensions	334 x 505 mm
box construction	FEFCO 0713
cardboard insert	-
tooling ID	160518U08



F262

F263

suggested use	tensioner box
cardboard type	E flute
internal dimensions	177 x 125 x 100 mm
external dimensions	182 x 130 x 107 mm
flat dimensions	308 x 263 mm
box construction	FEFCO 0713
cardboard insert	-
tooling ID	160606U16



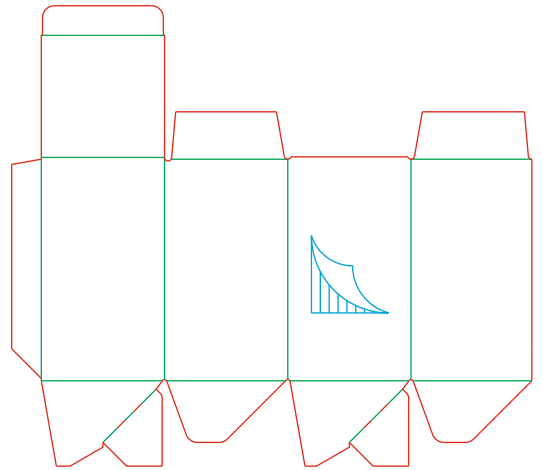



single corrugated cardboard
E flute

F263

F264

suggested use	tensioner box
cardboard type	E flute
internal dimensions	100 x 100 x 185 mm
external dimensions	104 x 104 x 190 mm
flat dimensions	208 x 317 mm
box construction	FEFCO 0713
cardboard insert	-
tooling ID	170302C17


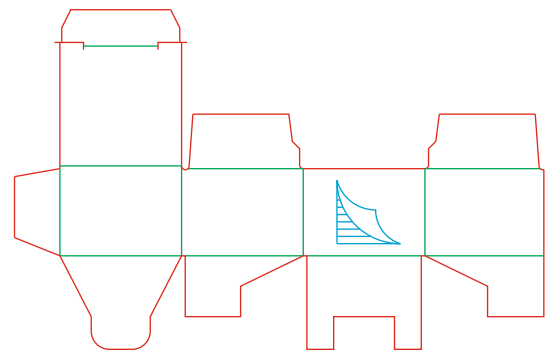
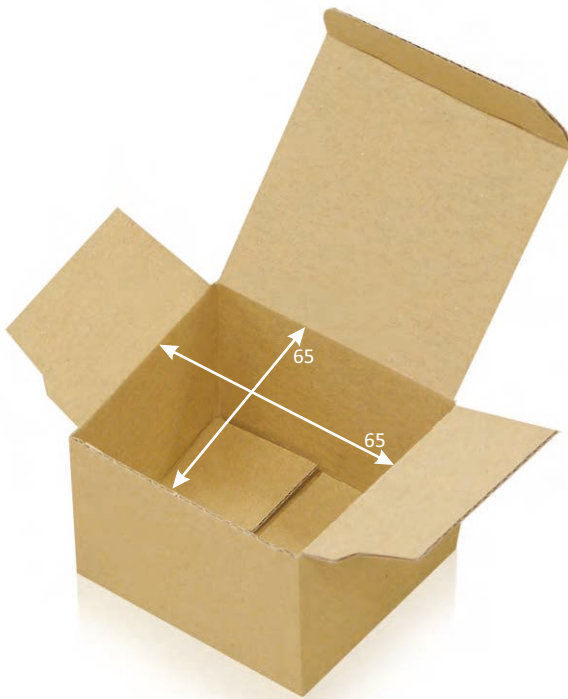


F264

TENSIONER BOXES

F265

suggested use	tensioner box
cardboard type	E flute
internal dimensions	65 x 65 x 45 mm
external dimensions	68 x 68 x 50 mm
flat dimensions	134 x 135 mm
box construction	FEFCO 0215
cardboard insert	-
tooling ID	170622U11


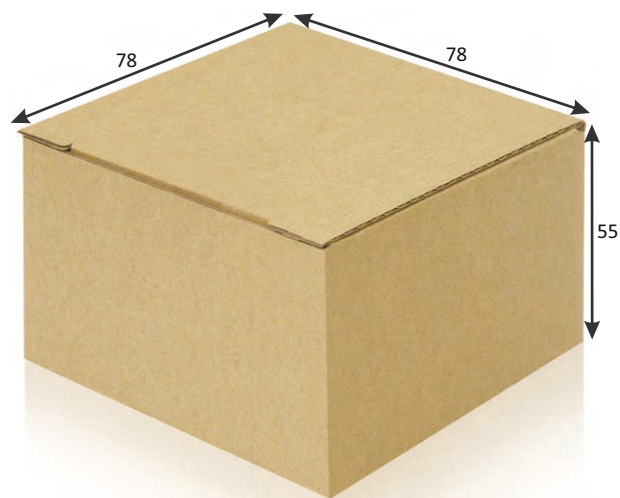
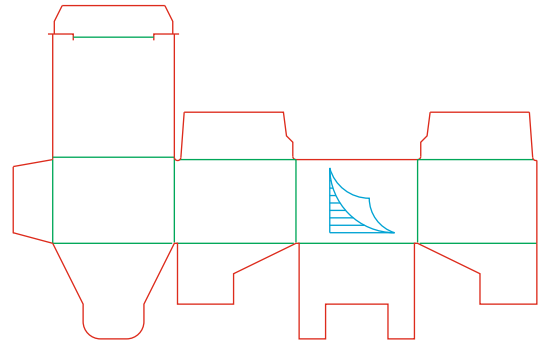



single corrugated cardboard
E flute

F265

F266


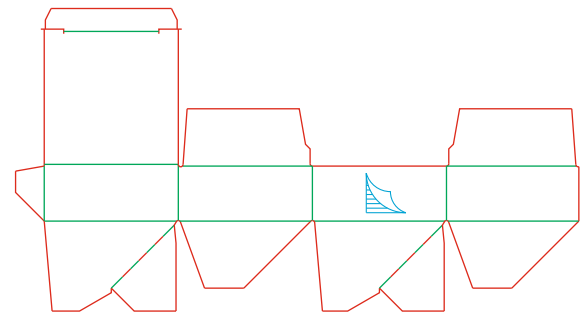
suggested use	tensioner box
cardboard type	E flute
internal dimensions	75 x 75 x 50 mm
external dimensions	78 x 78 x 55 mm
flat dimensions	154 x 103 mm
box construction	FEFCO 0215
cardboard insert	-
tooling ID	170622U10



F266

F267

suggested use	tensioner box
cardboard type	E flute
internal dimensions	115 x 115 x 45 mm
external dimensions	118 x 118 x 50 mm
flat dimensions	234 x 186 mm
box construction	FEFCO 0713
cardboard insert	-
tooling ID	170622U07



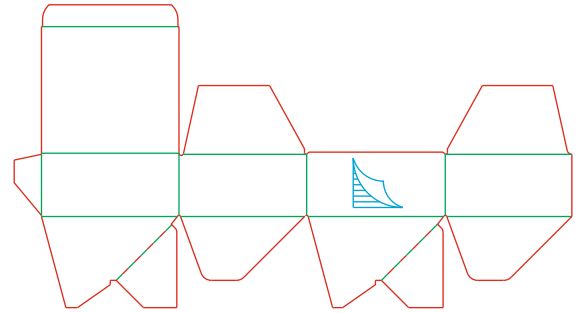



single corrugated cardboard
E flute

F267

F268



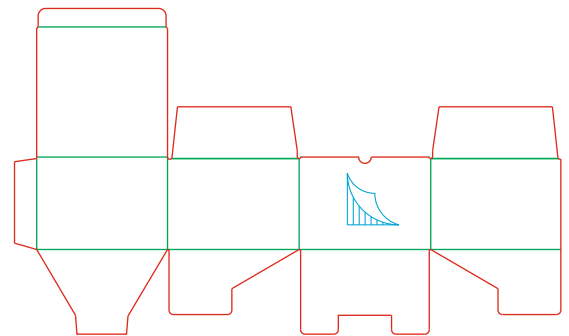

suggested use	tensioner box
cardboard type	E flute
internal dimensions	125 x 115 x 55 mm
external dimensions	128 x 120 x 60 mm
flat dimensions	243 x 194 mm
box construction	FEFCO 0713
cardboard insert	-
tooling ID	171124I04



F268

F269

suggested use	tensioner box
cardboard type	B flute
internal dimensions	175 x 175 x 120 mm
external dimensions	180 x 180 x 125 mm
flat dimensions	355 x 440 mm
box construction	FEFCO 0215
cardboard insert	-
tooling ID	180104B02


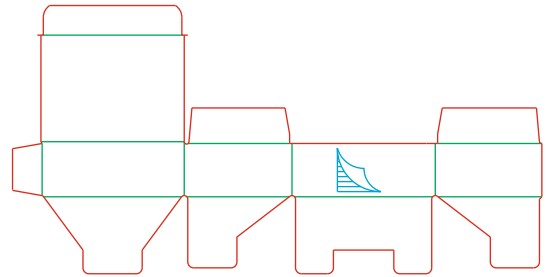



single corrugated cardboard
B flute

F269

F270

suggested use	tensioner box
cardboard type	E flute
internal dimensions	120 x 90 x 40 mm
external dimensions	121 x 92 x 47 mm
flat dimensions	226 x 211 mm
box construction	FEFCO 0215
cardboard insert	-
tooling ID	180502C03


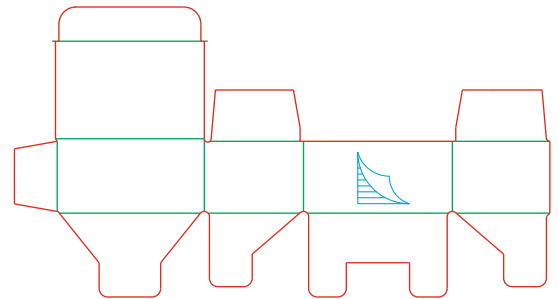



single corrugated cardboard
E flute

F270

F270A

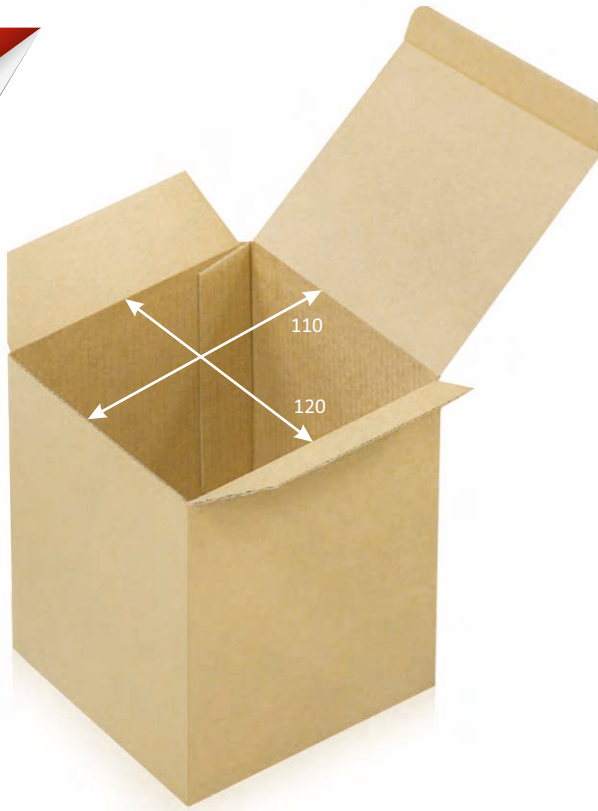
suggested use	tensioner box
cardboard type	E flute
internal dimensions	85 x 55 x 40 mm
external dimensions	88 x 60 x 45 mm
flat dimensions	169 x 144 mm
box construction	FEFCO 0215
cardboard insert	-
tooling ID	180713C06



single corrugated cardboard
E flute



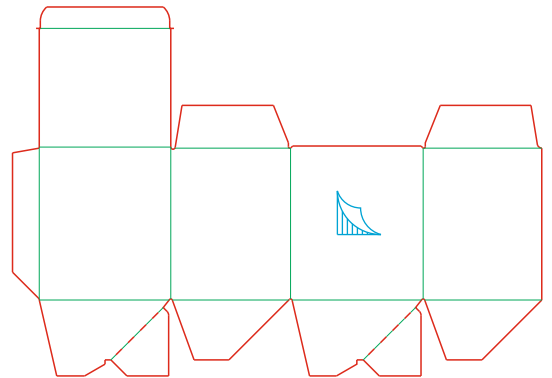
F270A

NEW



F270B

suggested use	tensioner box
cardboard type	E flute
internal dimensions	120 x 110 x 140 mm
external dimensions	125 x 115 x 145 mm
flat dimensions	235 x 274 mm
box construction	FEFCO 0713
cardboard insert	-
tooling ID	180921E04





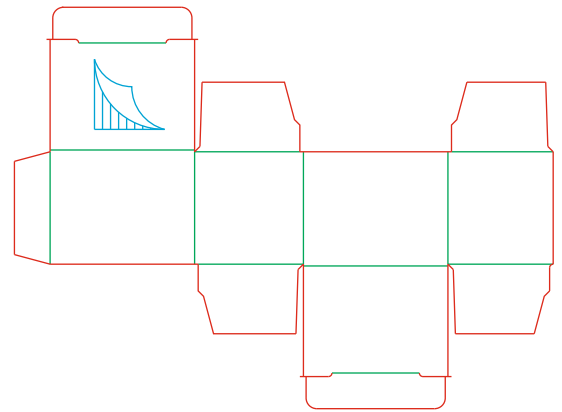
F270B



ENGINE ELECTRICAL PART BOXES

F271



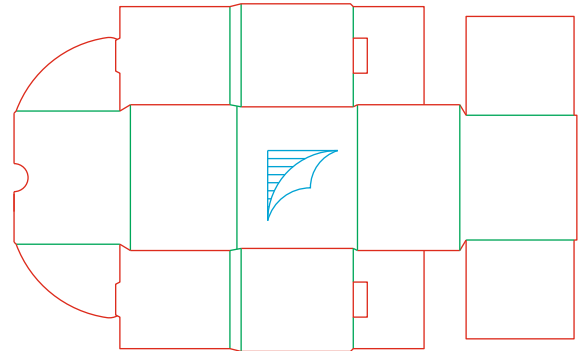

suggested use	engine electrical part box
cardboard type	E flute
internal dimensions	80 x 60 x 65 mm
external dimensions	83 x 64 x 67 mm
flat dimensions	142 x 224 mm
box construction	FEFCO 0211
cardboard insert	-
tooling ID	91113S01



F271

F272

suggested use	engine electrical part box
cardboard type	B flute
internal dimensions	80 x 70 x 80 mm
external dimensions	105 x 75 x 87 mm
flat dimensions	249 x 401 mm
box construction	FEFCO 0471
cardboard insert	-
tooling ID	100426H10

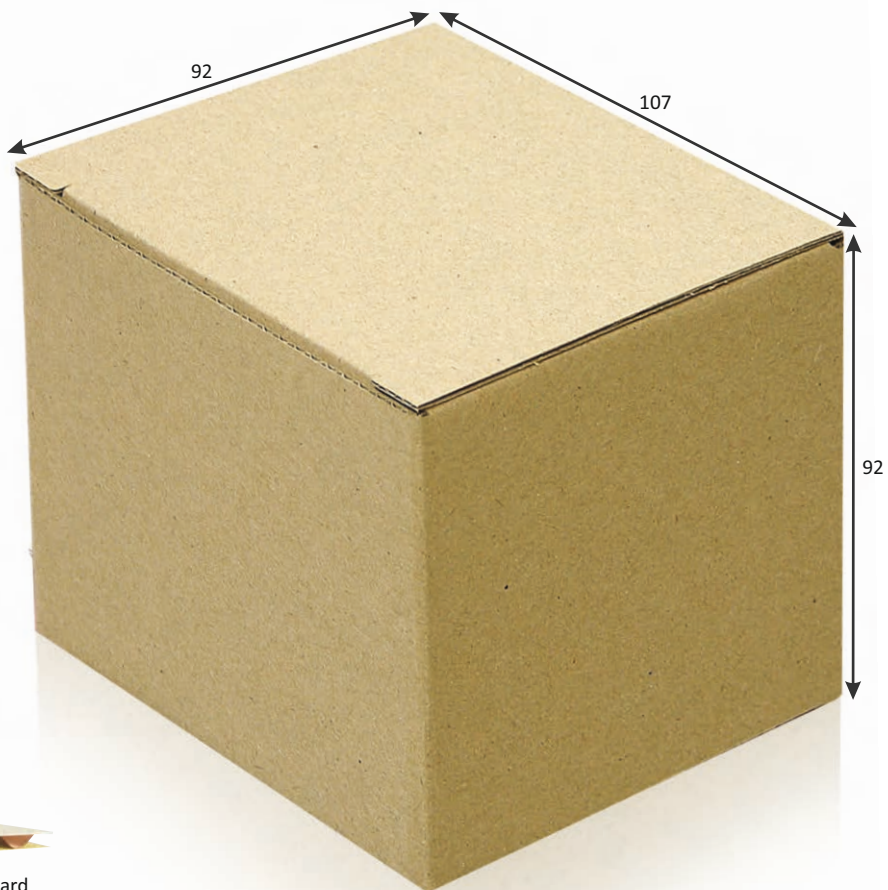
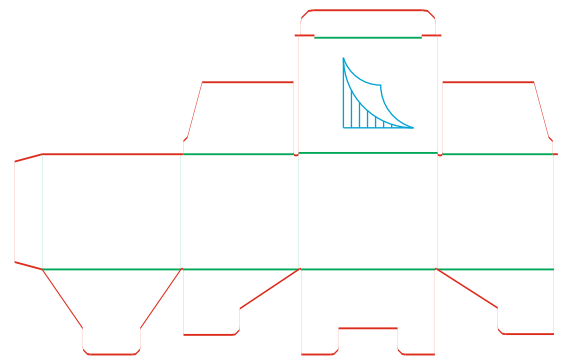



single corrugated cardboard
B flute

F272

F273

suggested use	engine electrical part box
cardboard type	E flute
internal dimensions	105 x 85 x 85 mm
external dimensions	107 x 92 x 92 mm
flat dimensions	264 x 195 mm
box construction	FEFCO 0215
cardboard insert	-
tooling ID	100809B03



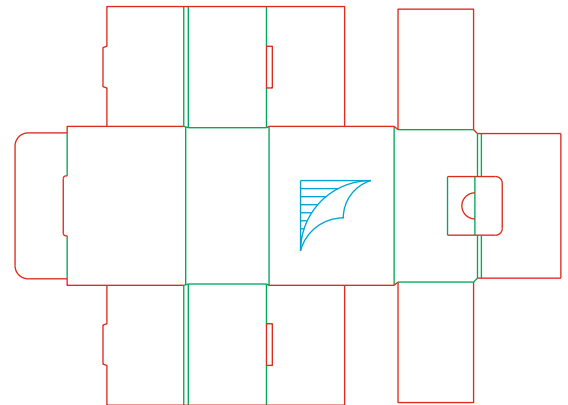



single corrugated cardboard
E flute

F273

F274



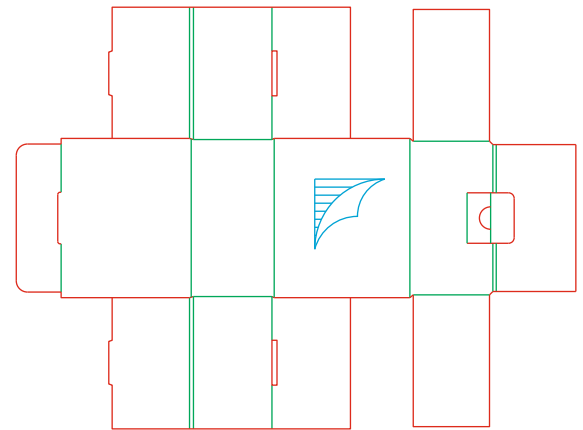
suggested use	engine electrical part box
cardboard type	E flute
internal dimensions	110 x 90 x 60 mm
external dimensions	122 x 97 x 65 mm
flat dimensions	306 x 420 mm
box construction	FEFCO 0470
cardboard insert	-
tooling ID	120321H01



F274

F275



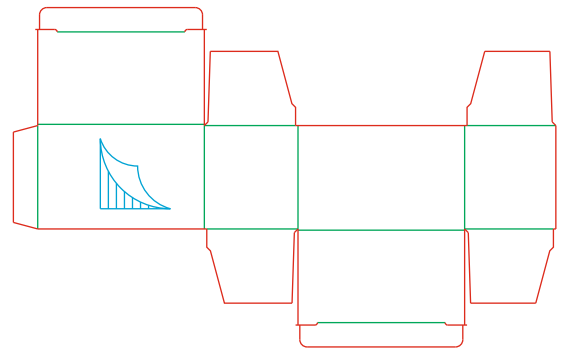
suggested use	engine electrical part box
cardboard type	E flute
internal dimensions	130 x 115 x 70 mm
external dimensions	143 x 122 x 74 mm
flat dimensions	375 x 499 mm
box construction	FEFCO 0470
cardboard insert	-
tooling ID	120321H02



F275

F276

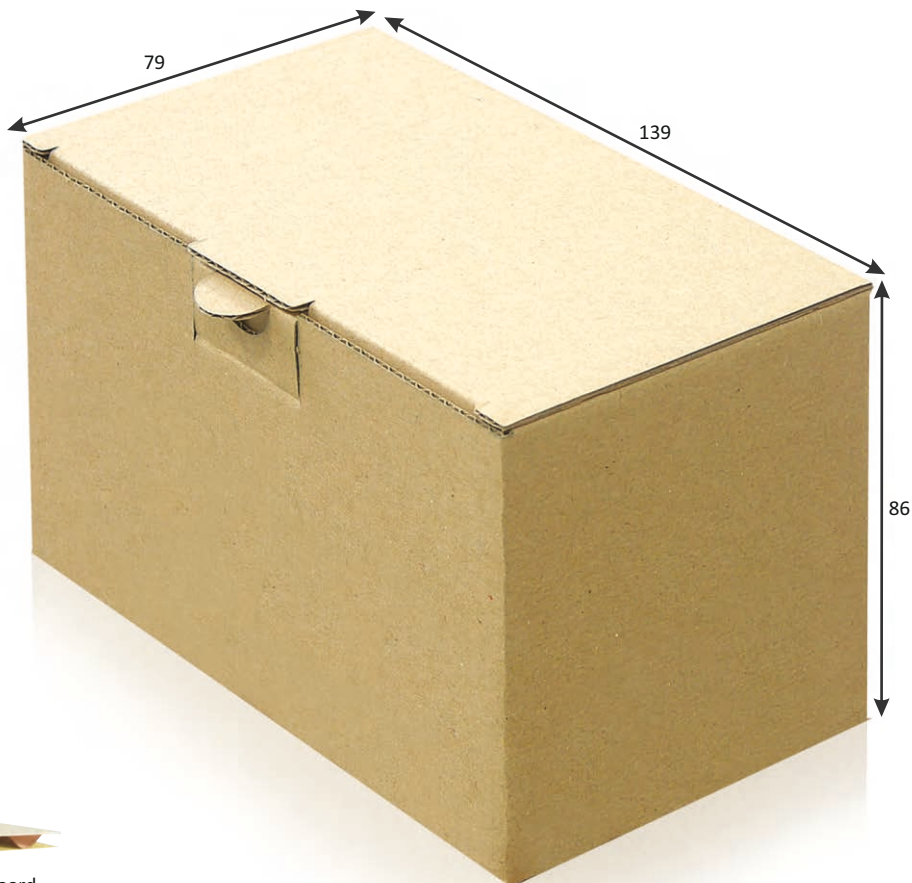
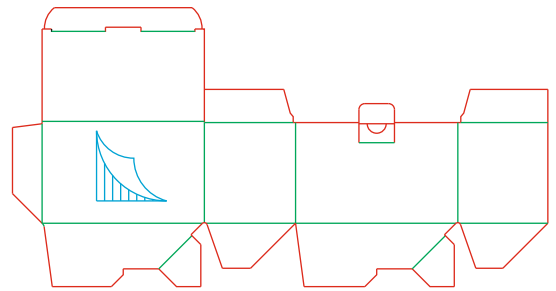
suggested use	engine electrical part box
cardboard type	E flute
internal dimensions	135 x 75 x 85 mm
external dimensions	138 x 79 x 88 mm
flat dimensions	212 x 280 mm
box construction	FEFCO 0211
cardboard insert	-
tooling ID	91113201



F276

F277


suggested use	engine electrical part box
cardboard type	E flute
internal dimensions	135 x 75 x 85 mm
external dimensions	139 x 79 x 86 mm
flat dimensions	182 x 213 mm
box construction	FEFCO 0713
cardboard insert	-
tooling ID	110126K02



single corrugated cardboard
E flute



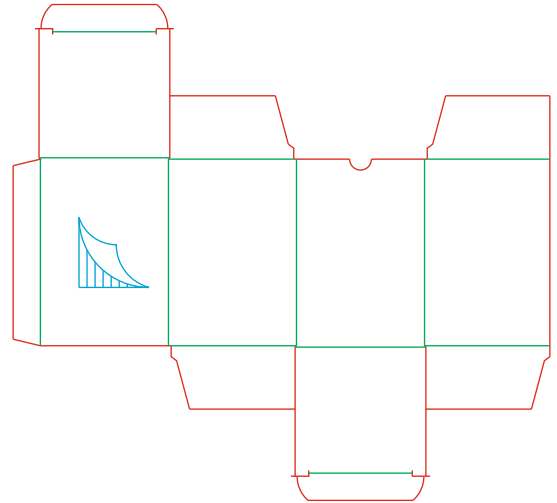
F277

ENGINE ELECTRICAL PART BOXES



F278



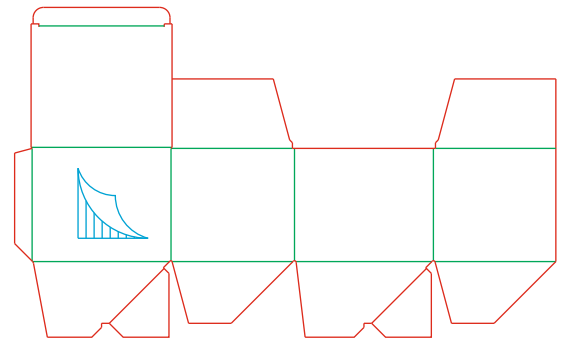

suggested use	engine electrical part box
cardboard type	E flute
internal dimensions	90 x 90 x 140 mm
external dimensions	95 x 97 x 142 mm
flat dimensions	187 x 364 mm
box construction	FEFCO 0211
cardboard insert	-
tooling ID	81112E03



F278

F279


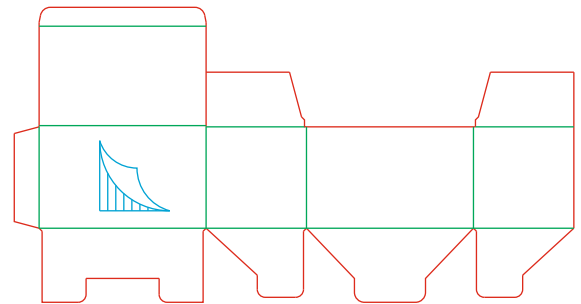

suggested use	engine electrical part box
cardboard type	E flute
internal dimensions	135 x 115 x 110 mm
external dimensions	138 x 123 x 110 mm
flat dimensions	257 x 247 mm
box construction	FEFCO 0713
cardboard insert	-
tooling ID	90819X02



F279

F280

suggested use	engine electrical part box
cardboard type	E flute
internal dimensions	165 x 100 x 100 mm
external dimensions	170 x 105 x 105 mm
flat dimensions	268 x 296 mm
box construction	FEFCO 0215
cardboard insert	-
tooling ID	120206H02


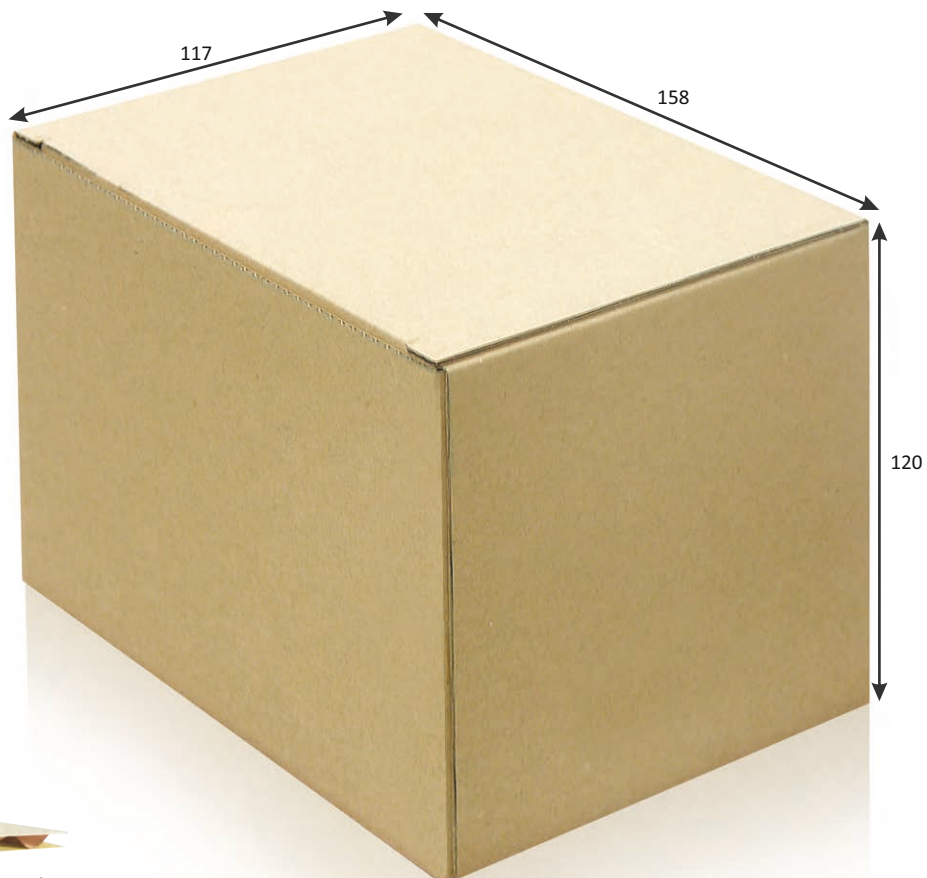
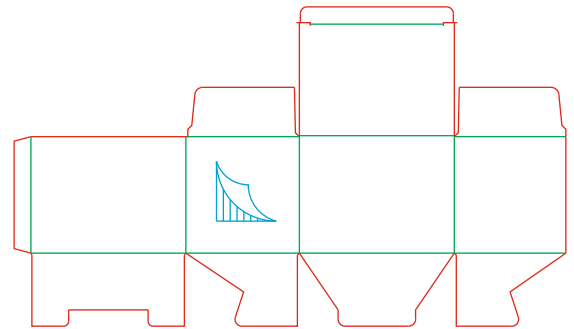



single corrugated cardboard
E flute

F280

F281

suggested use	engine electrical part box
cardboard type	E flute
internal dimensions	155 x 115 x 115 mm
external dimensions	158 x 117 x 120 mm
flat dimensions	271 x 324 mm
box construction	FEFCO 0215
cardboard insert	-
tooling ID	81003C01



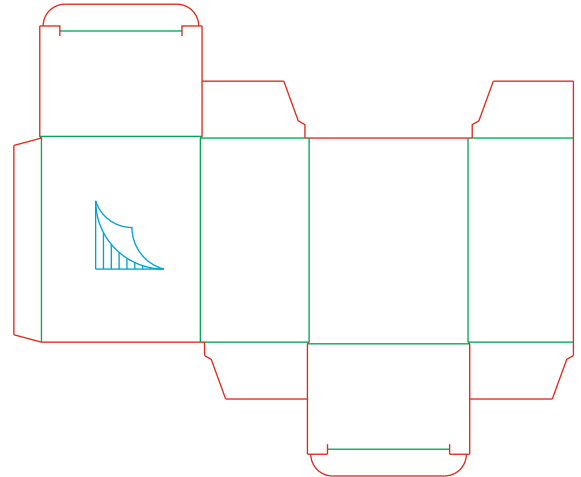



F281

ENGINE ELECTRICAL PART BOXES

F282


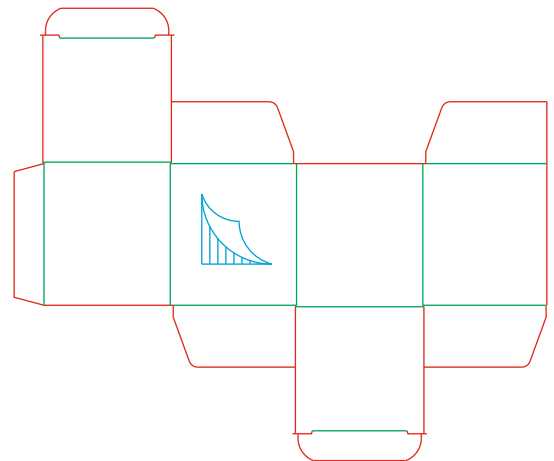

suggested use	engine electrical part box
cardboard type	E flute
internal dimensions	95 x 65 x 123 mm
external dimensions	98 x 67 x 127 mm
flat dimentions	282 x 158 mm
box construction	FEFCO 0211
cardboard insert	-
tooling ID	70117S06



F282

F283

suggested use	engine electrical part box
cardboard type	E flute
internal dimensions	85 x 85 x 95 mm
external dimensions	87 x 87 x 100 mm
flat dimensions	170 x 303 mm
box construction	FEFCO 0211
cardboard insert	-
tooling ID	120305R01


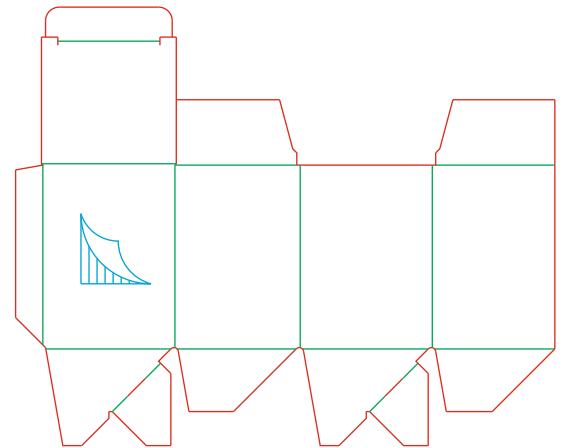



single corrugated cardboard
E flute

F283

F284

suggested use	engine electrical part box
cardboard type	E flute
internal dimensions	95 x 90 x 135 mm
external dimensions	100 x 94 x 137 mm
flat dimensions	252 x 189 mm
box construction	FEFCO 0713
cardboard insert	-
tooling ID	61124S04



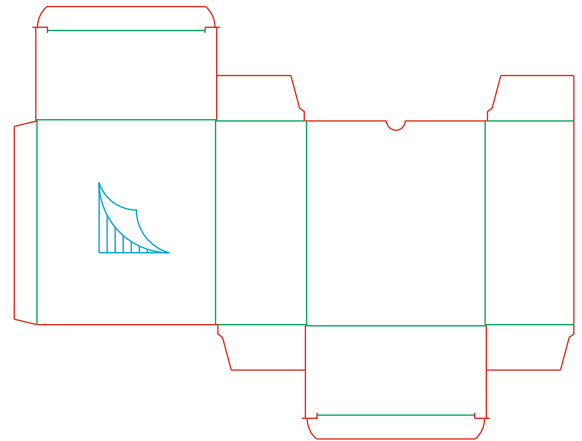


single corrugated cardboard
E flute


F284

F285

suggested use	engine electrical part box
cardboard type	E flute
internal dimensions	150 x 75 x 175 mm
external dimensions	155 x 80 x 180 mm
flat dimensions	231 x 371 mm
box construction	FEFCO 0211
cardboard insert	-
tooling ID	81112E04



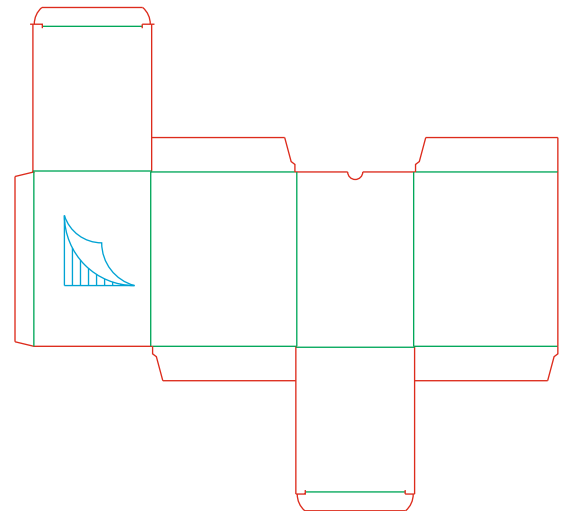


F285



F286


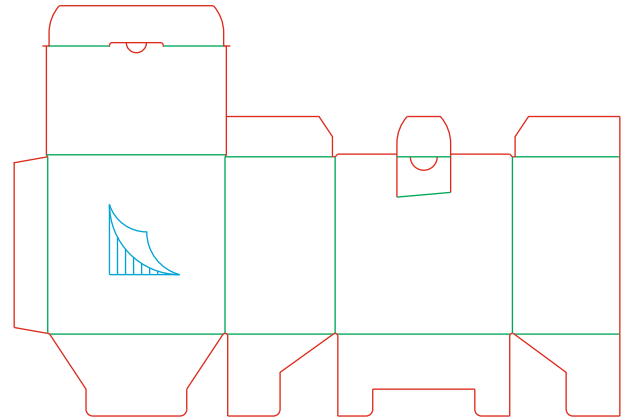

suggested use	engine electrical part box
cardboard type	E flute
internal dimensions	120 x 150 x 185 mm
external dimensions	127 x 158 x 192 mm
flat dimensions	279 x 534 mm
box construction	FEFCO 0211
cardboard insert	-
tooling ID	81112E05



F286

F287

suggested use	engine electrical part box
cardboard type	E flute
internal dimensions	130 x 80 x 133 mm
external dimensions	135 x 85 x 137 mm
flat dimensions	214 x 305 mm
box construction	FEFCO 0215
cardboard insert	-
tooling ID	130819H05




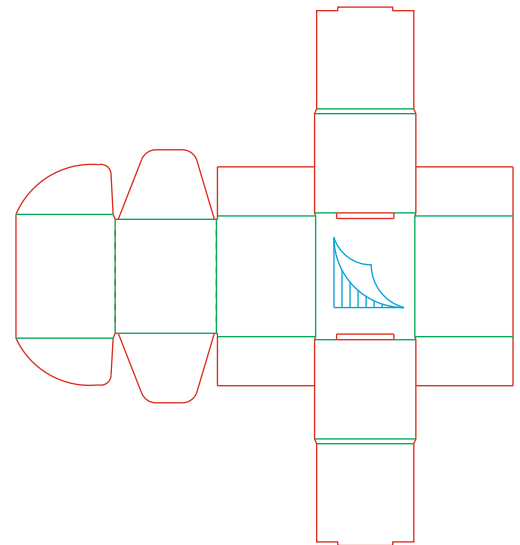
single corrugated cardboard
E flute

F287

ENGINE ELECTRICAL PART BOXES

F288

suggested use	engine electrical part box
cardboard type	E flute
internal dimensions	110 x 95 x 95 mm
external dimensions	125 x 100 x 100 mm
flat dimensions	486 x 526 mm
box construction	FEFCO 0427
cardboard insert	-
tooling ID	140429J01



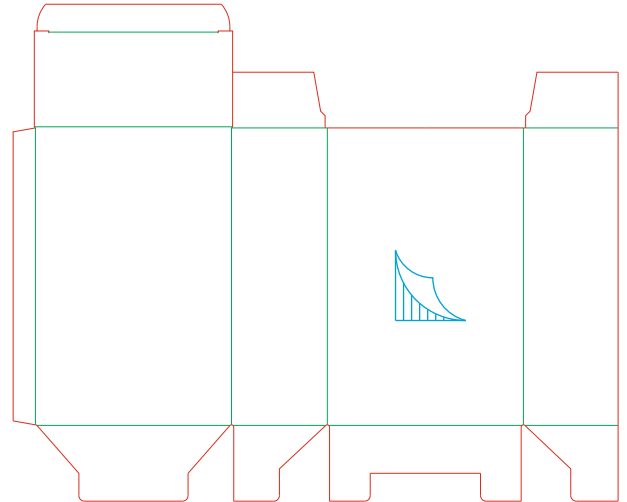



single corrugated cardboard
E flute

F288

F289



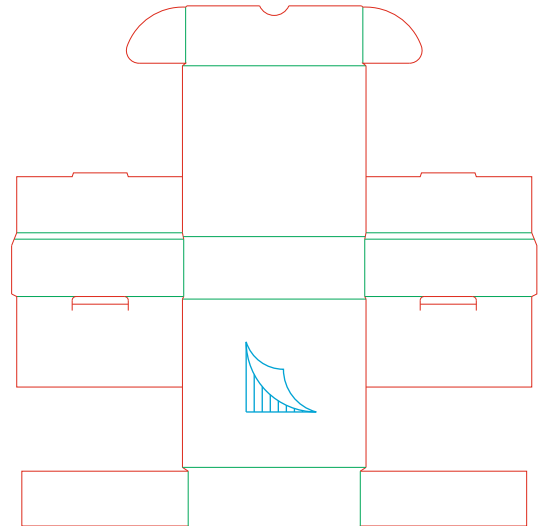
suggested use	engine electrical part box
cardboard type	E flute
internal dimensions	175 x 83 x 265 mm
external dimensions	178 x 86 x 268 mm
flat dimensions	262 x 378 mm
box construction	FEFCO 0215
cardboard insert	-
tooling ID	140805H02



F289


F290

suggested use	engine electrical part box
cardboard type	E flute
internal dimensions	130 x 130 x 45 mm
external dimensions	145 x 135 x 50 mm
flat dimensions	412 x 409 mm
box construction	FEFCO 0471
cardboard insert	-
tooling ID	130129H08

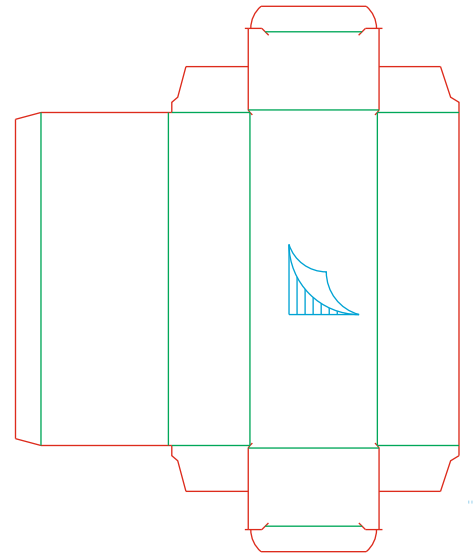


F290

F291



suggested use	engine electrical part box
cardboard type	E flute
internal dimensions	75 x 47 x 195 mm
external dimensions	77 x 50 x 200 mm
flat dimentions	123 x 260 mm
box construction	FEFCO 0211
cardboard insert	-
tooling ID	70109K04


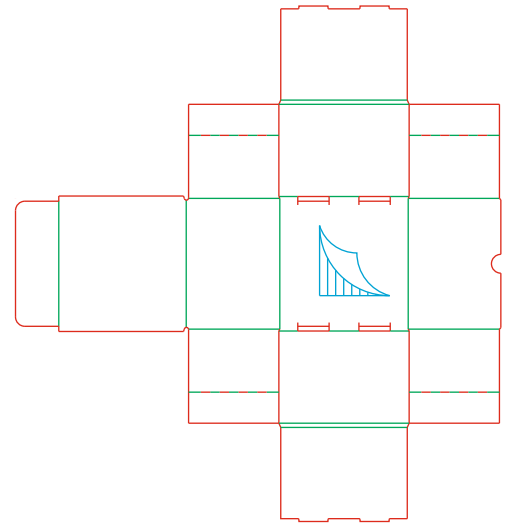



single corrugated cardboard
E flute

F291

F292

suggested use	engine electrical part box
cardboard type	E flute
internal dimensions	135 x 135 x 100 mm
external dimensions	145 x 140 x 103 mm
flat dimensions	516 x 548 mm
box construction	FEFCO 0427
cardboard insert	-
tooling ID	140925T03


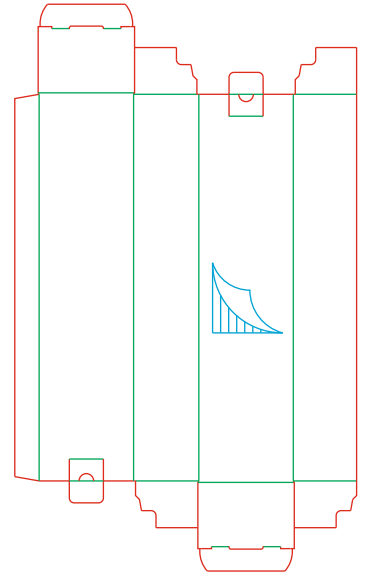


single corrugated cardboard
E flute

F292

F293

suggested use	engine electrical part box
cardboard type	E flute
internal dimensions	95 x 65 x 395 mm
external dimensions	98 x 68 x 400 mm
flat dimensions	164 x 582 mm
box construction	FEFCO 0211
cardboard insert	-
tooling ID	141201H01


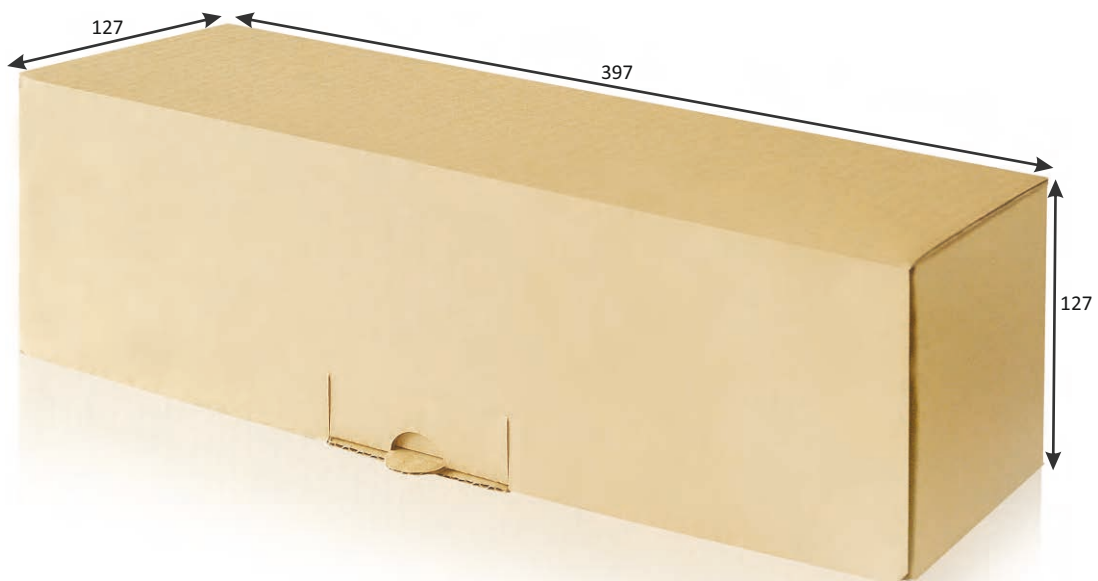
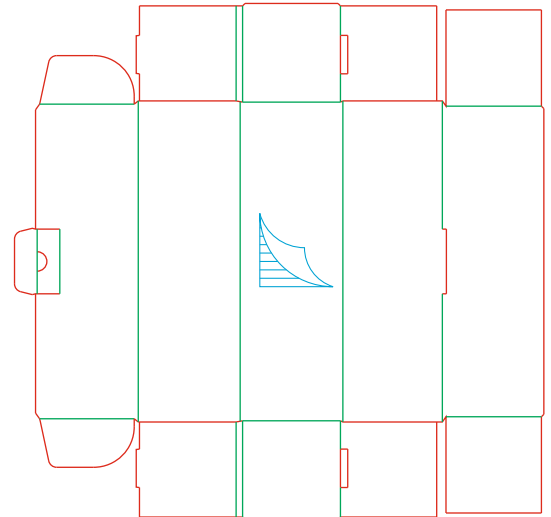



single corrugated cardboard
E flute

F293

F294

suggested use	engine electrical part box
cardboard type	B flute
internal dimensions	375 x 120 x 120 mm
external dimensions	397 x 127 x 127 mm
flat dimensions	638 x 655 mm
box construction	FEFCO 0471
cardboard insert	-
tooling ID	150520H08


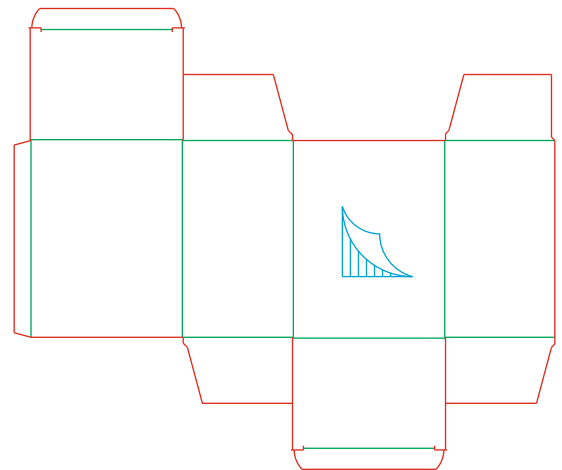



single corrugated cardboard
B flute

F294

F295

suggested use	engine electrical part box
cardboard type	E flute
internal dimensions	175 x 130 x 230 mm
external dimensions	180 x 135 x 235 mm
flat dimensions	211 x 548 mm
box construction	FEFCO 0211
cardboard insert	-
tooling ID	150512B08




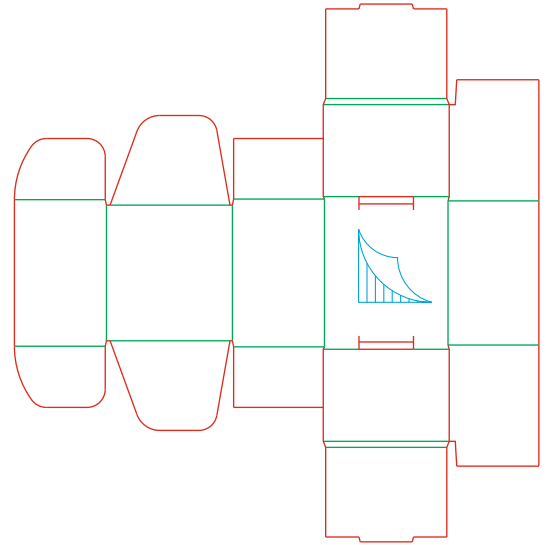
single corrugated cardboard
E flute

F295

ENGINE ELECTRICAL PART BOXES

F296

suggested use	engine electrical part box
cardboard type	E flute
internal dimensions	112 x 100 x 75 mm
external dimensions	130 x 105 x 78 mm
flat dimensions	433 x 444 mm
box construction	FEFCO 0427
cardboard insert	-
tooling ID	161102C05


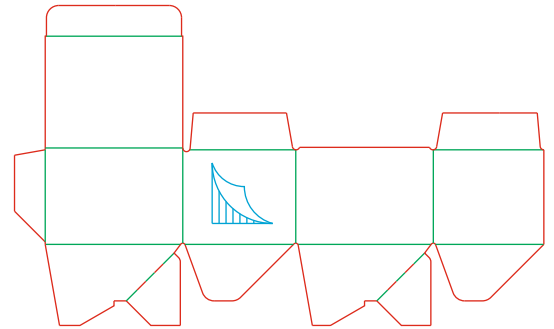



single corrugated cardboard
E flute

F296

F297

suggested use	engine electrical part box
cardboard type	E flute
internal dimensions	110 x 90 x 73 mm
external dimensions	114 x 94 x 78 mm
flat dimensions	204 x 194 mm
box construction	FEFCO 0713
cardboard insert	-
tooling ID	170302C19

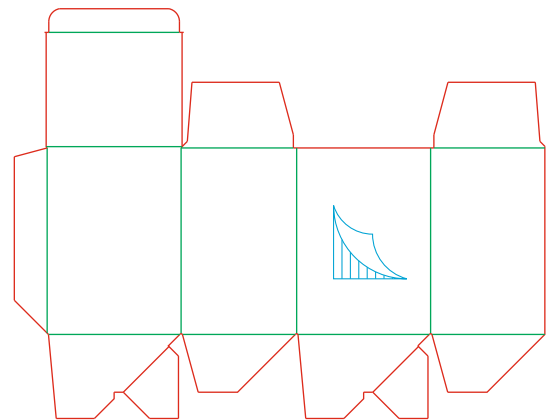
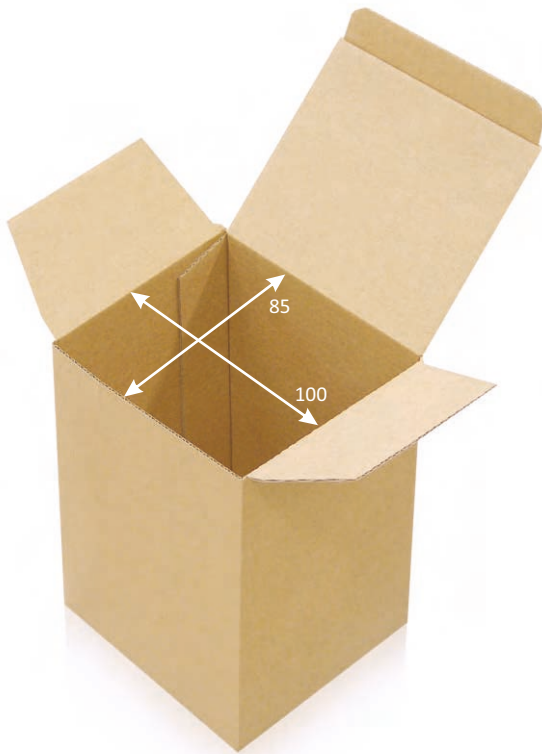


single corrugated cardboard
E flute

F297

F298

suggested use	engine electrical part box
cardboard type	E flute
internal dimensions	100 x 85 x 140 mm
external dimensions	103 x 88 x 143 mm
flat dimensions	190 x 248 mm
box construction	FEFCO 0713
cardboard insert	-
tooling ID	170526E08



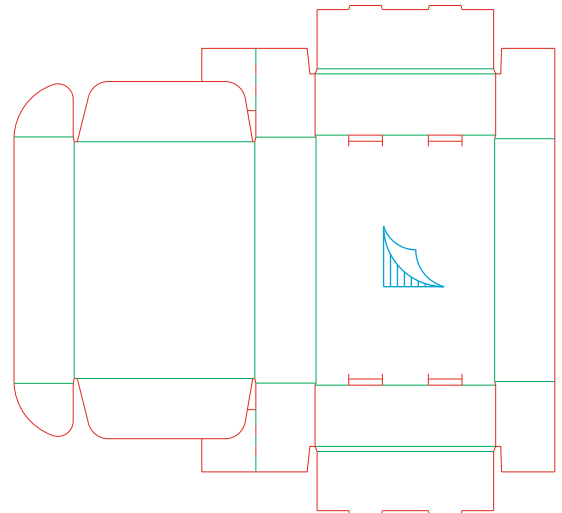


single corrugated cardboard
E flute

F298

F299


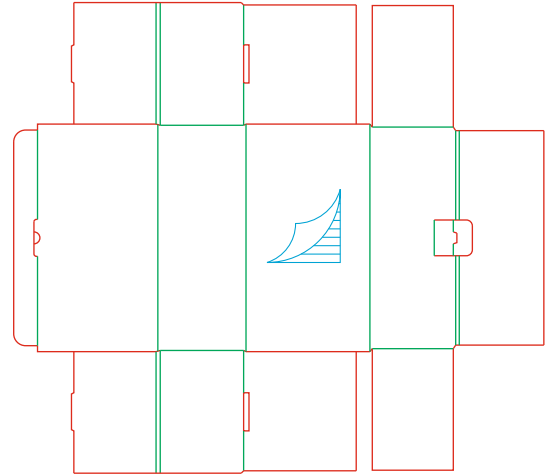
suggested use	engine electrical part box
cardboard type	E flute
internal dimensions	230 x 170 x 55 mm
external dimensions	247 x 178 x 60 mm
flat dimensions	530 x 499 mm
box construction	FEFCO 0427
cardboard insert	-
tooling ID	170516C12



F299

F299A

suggested use	engine electrical part box
cardboard type	E flute
internal dimensions	180 x 100 x 70 mm
external dimensions	190 x 105 x 75 mm
flat dimensions	395 x 445 mm
box construction	FEFCO 0470
cardboard insert	-
tooling ID	170323W02



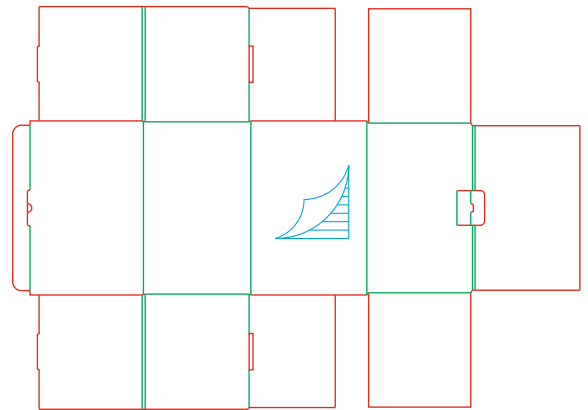



single corrugated cardboard
E flute

F299A

F299B


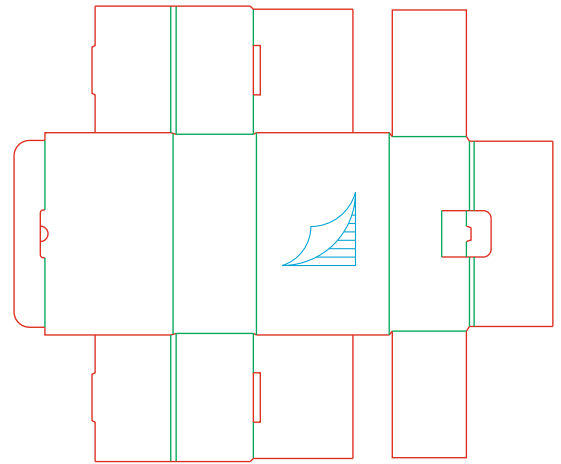

suggested use	engine electrical part box
cardboard type	E flute
internal dimensions	190 x 130 x 120 mm
external dimensions	200 x 137 x 123 mm
flat dimensions	465 x 655 mm
box construction	FEFCO 0470
cardboard insert	-
tooling ID	170323W03



F299B

F299C

suggested use	engine electrical part box
cardboard type	E flute
internal dimensions	120 x 80 x 50 mm
external dimensions	130 x 88 x 55 mm
flat dimensions	295 x 349 mm
box construction	FEFCO 0470
cardboard insert	-
tooling ID	170323W01



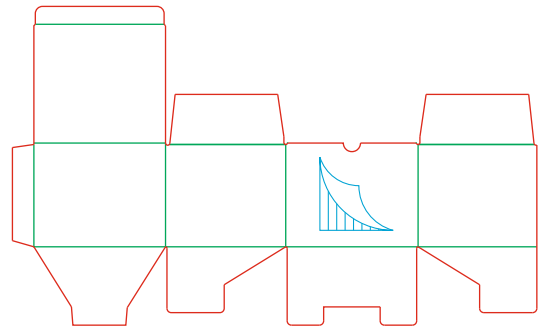
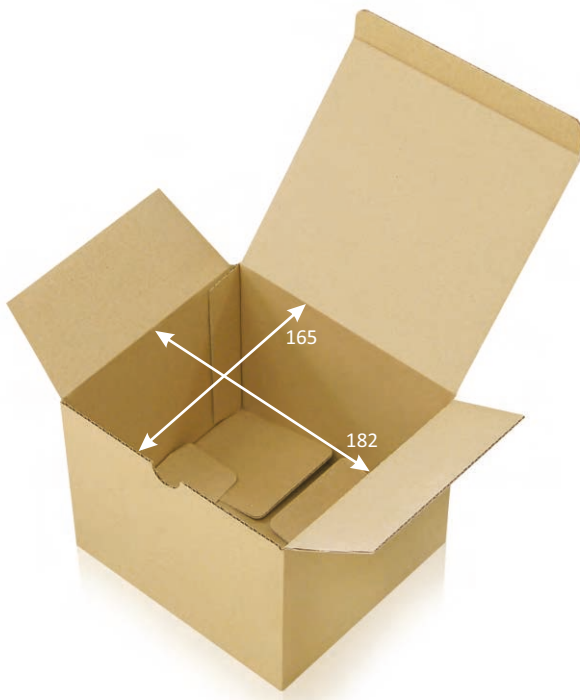


single corrugated cardboard
E flute

F299C

F299D

suggested use	engine electrical part box
cardboard type	B flute
internal dimensions	182 x 165 x 140 mm
external dimensions	185 x 170 x 145 mm
flat dimensions	352 x 445 mm
box construction	FEFCO 0215
cardboard insert	-
tooling ID	180104B04



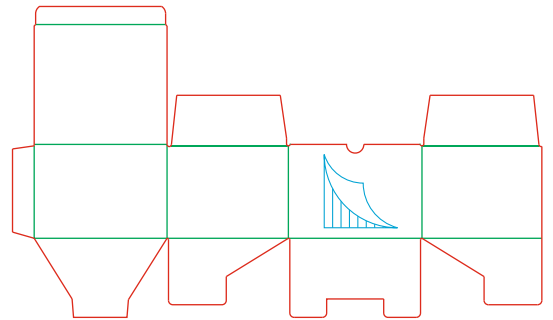



single corrugated cardboard
B flute

F299D

F299E

suggested use	engine electrical part box
cardboard type	B flute
internal dimensions	180 x 165 x 125 mm
external dimensions	185 x 170 x 130 mm
flat dimensions	351 x 430 mm
box construction	FEFCO 0215
cardboard insert	-
tooling ID	180104B07


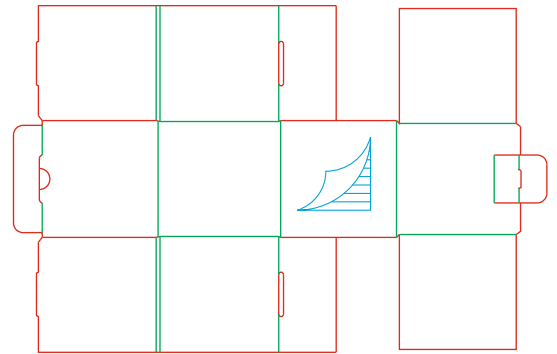



single corrugated cardboard
B flute

F299E

F299F

suggested use	engine electrical part box
cardboard type	E flute
internal dimensions	112 x 120 x 125 mm
external dimensions	122 x 125 x 130 mm
flat dimensions	557 x 362 mm
box construction	FEFCO 0470
cardboard insert	-
tooling ID	180608I01



single corrugated cardboard
E flute


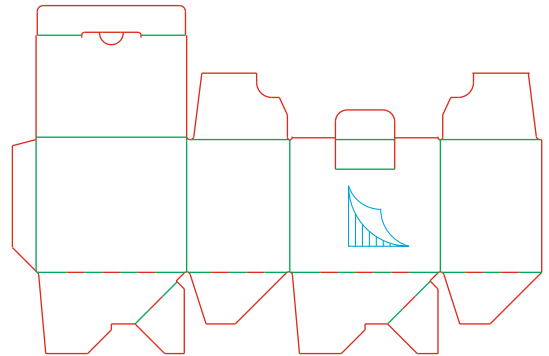
F299F

NEW



F299G

suggested use	engine electrical part box
cardboard type	E flute
internal dimensions	125 x 85 x 110 mm
external dimensions	130 x 88 x 115 mm
flat dimensions	214 x 225 mm
box construction	FEFCO 0713
cardboard insert	-
tooling ID	P20112001



single corrugated cardboard
E flute


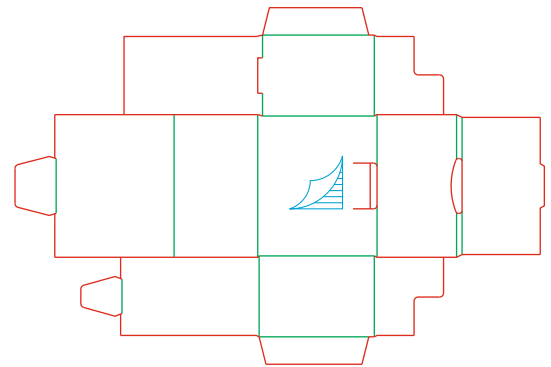
F299G

NEW



F299H

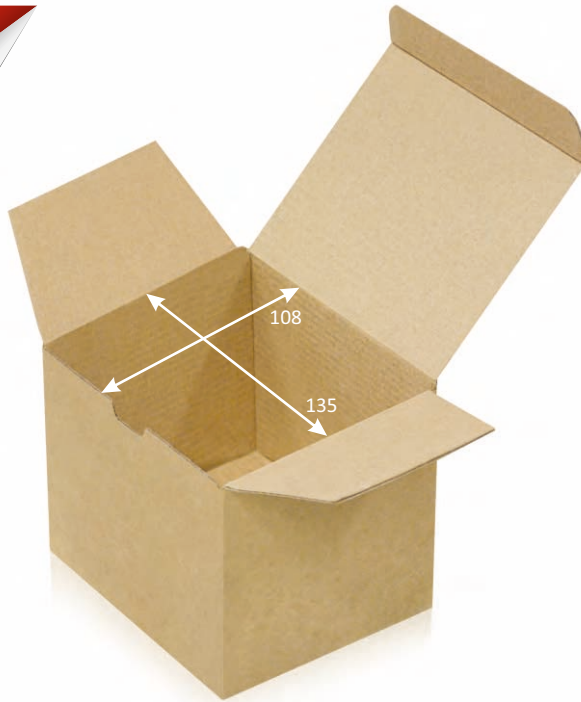
suggested use	engine electrical part box
cardboard type	E flute
internal dimensions	100 x 57 x 80 mm
external dimensions	103 x 60 x 88 mm
flat dimensions	260 x 386 mm
box construction	FEFCO 0412
cardboard insert	-
tooling ID	160127H07



single corrugated cardboard
E flute


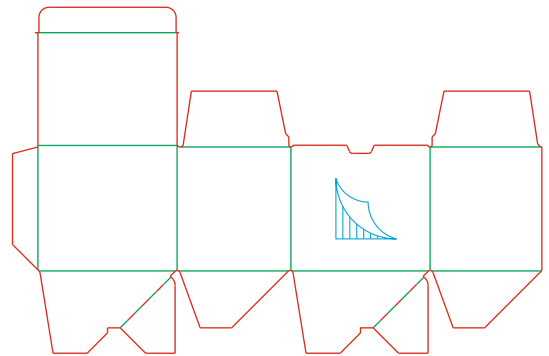
F299H

NEW



F299I

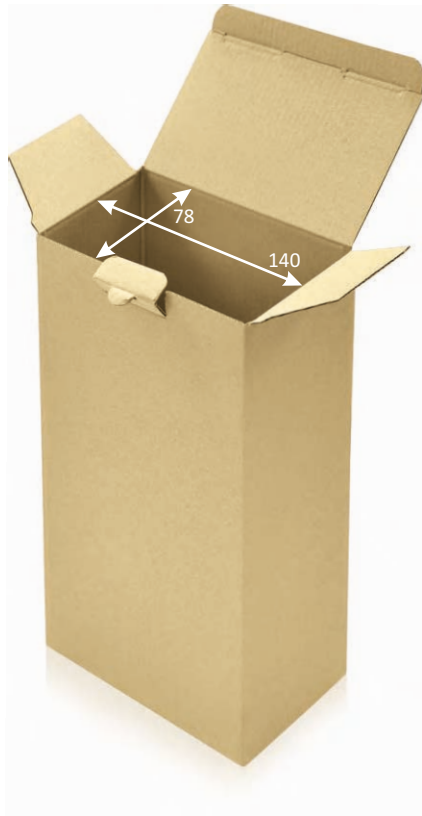
suggested use	engine electrical part box
cardboard type	E flute
internal dimensions	135 x 108 x 120 mm
external dimensions	138 x 113 x 125 mm
flat dimensions	247 x 257 mm
box construction	FEFCO 0713
cardboard insert	-
tooling ID	P21121460



single corrugated cardboard
E flute

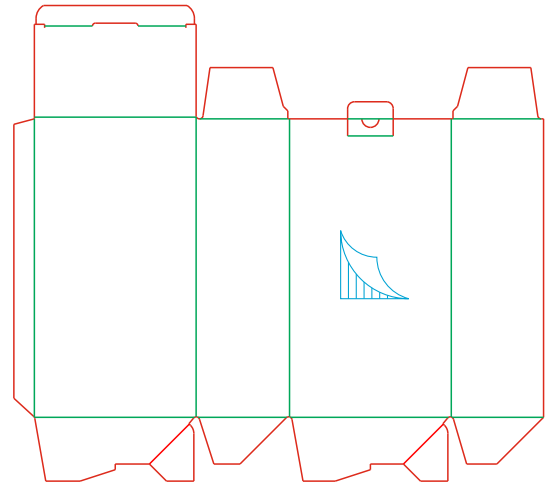
F299I

NEW



F299J

suggested use	engine electrical part box
cardboard type	E flute
internal dimensions	140 x 78 x 260 mm
external dimensions	143 x 82 x 265 mm
flat dimensions	220 x 360 mm
box construction	FEFCO 0713
cardboard insert	-
tooling ID	P23041761

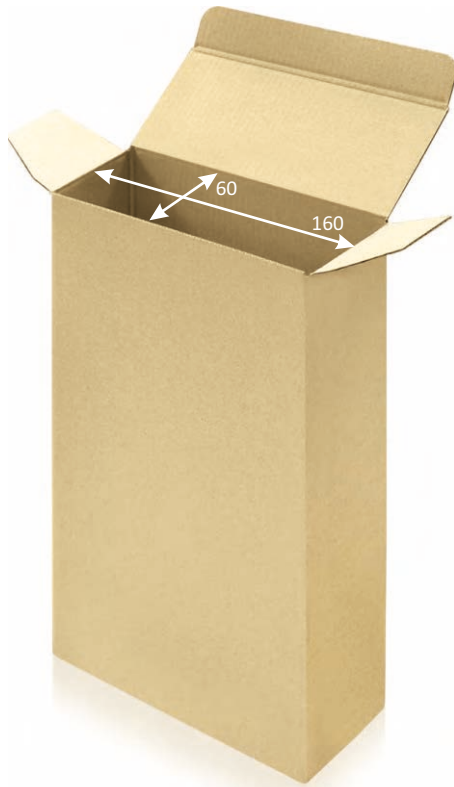


single corrugated cardboard
E flute

F299J


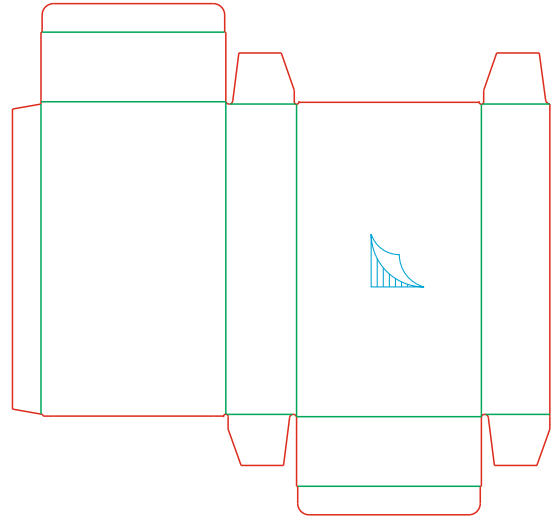
ENGINE ELECTRICAL PART BOXES

NEW




F299K

suggested use	engine electrical part box
cardboard type	E flute
internal dimensions	160 x 60 x 275 mm
external dimensions	165 x 63 x 280 mm
flat dimensions	222 x 448 mm
box construction	FEFCO 0211
cardboard insert	-
tooling ID	P23110263




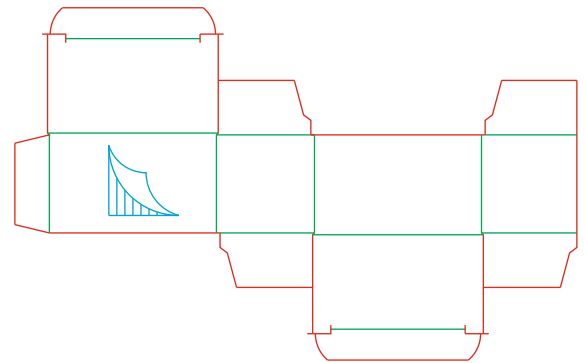
F299K



SOLENOID / DRIVE BOXES

F300


suggested use	solenoid / drive box
cardboard type	E flute
internal dimensions	90 x 50 x 55 mm
external dimensions	95 x 56 x 58 mm
flat dimensions	192 x 145 mm
box construction	FEFCO 0211
cardboard insert	-
tooling ID	91112E01



single corrugated cardboard
E flute


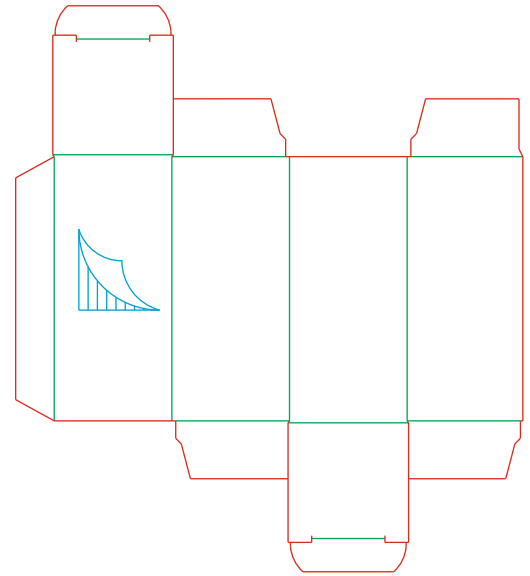
F300

SOLENOID / DRIVE BOXES



F301

suggested use	solenoid / drive box
cardboard type	E flute
internal dimensions	60 x 60 x 138 mm
external dimensions	63 x 63 x 140 mm
flat dimentions	121 x 291 mm
box construction	FEFCO 0211
cardboard insert	-
tooling ID	91126203


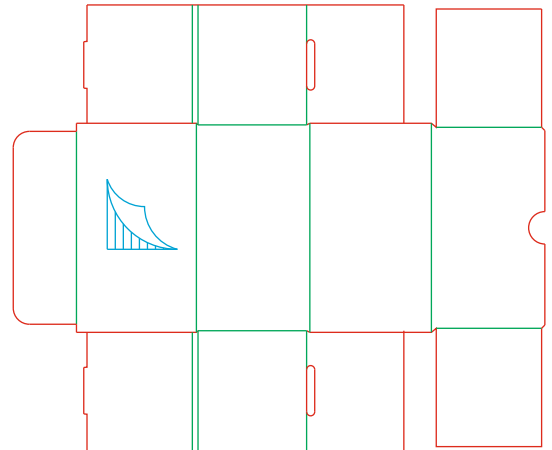



single corrugated cardboard
E flute

F301

F302

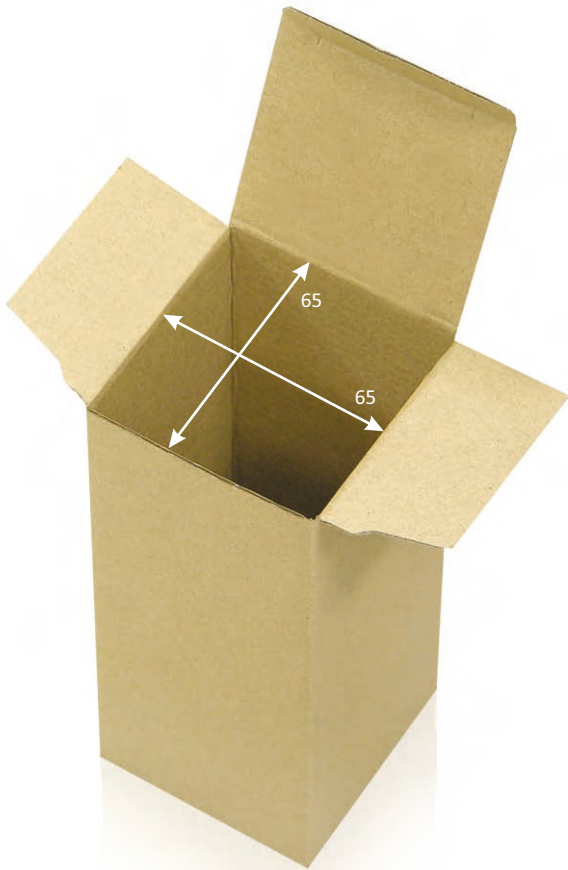
suggested use	solenoid / drive box
cardboard type	E flute
internal dimensions	120 x 75 x 65 mm
external dimensions	130 x 80 x 70 mm
flat dimensions	276 x 329 mm
box construction	FEFCO 0470
cardboard insert	-
tooling ID	100928Q02



single corrugated cardboard
E flute


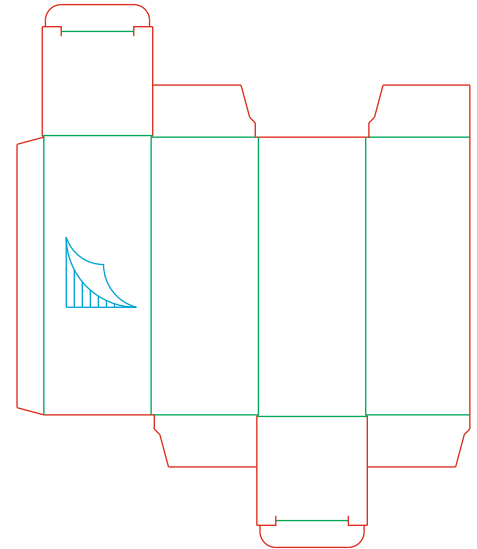
F302

SOLENOID / DRIVE BOXES



F303



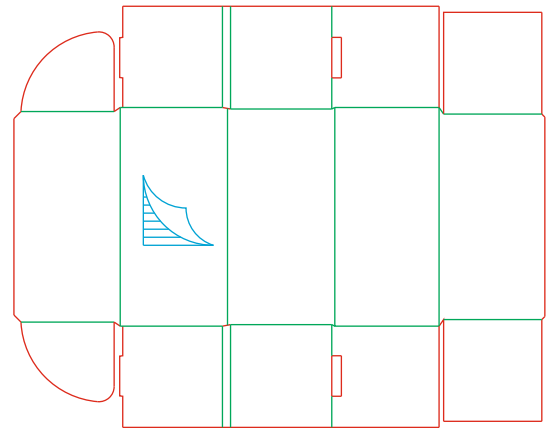
suggested use	solenoid / drive box
cardboard type	E flute
internal dimensions	65 x 65 x 175 mm
external dimensions	70 x 70 x 180 mm
flat dimentions	347 x 134 mm
box construction	FEFCO 0211
cardboard insert	-
tooling ID	80207B07



F303

F304

suggested use	solenoid / drive box
cardboard type	B flute
internal dimensions	195 x 100 x 100 mm
external dimensions	217 x 108 x 107 mm
flat dimensions	524 x 415 mm
box construction	FEFCO 0471
cardboard insert	-
tooling ID	71122J02





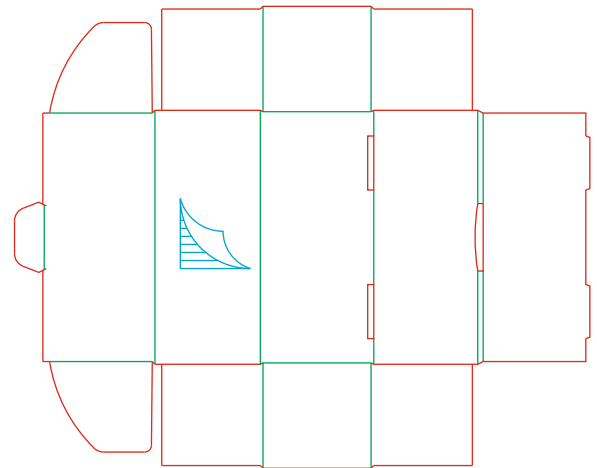
single corrugated cardboard
B flute

F304

SOLENOID / DRIVE BOXES

F305


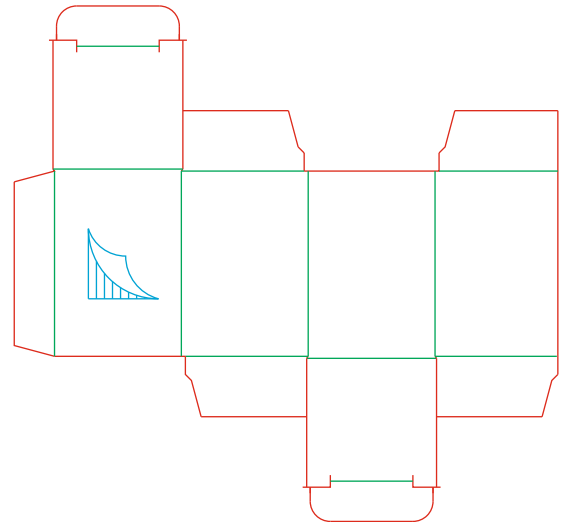

suggested use	solenoid / drive box
cardboard type	E flute
internal dimensions	185 x 75 x 75 mm
external dimensions	188 x 85 x 80 mm
flat dimensions	342 x 426 mm
box construction	FEFCO 0470
cardboard insert	-
tooling ID	131203H07



F305

F306



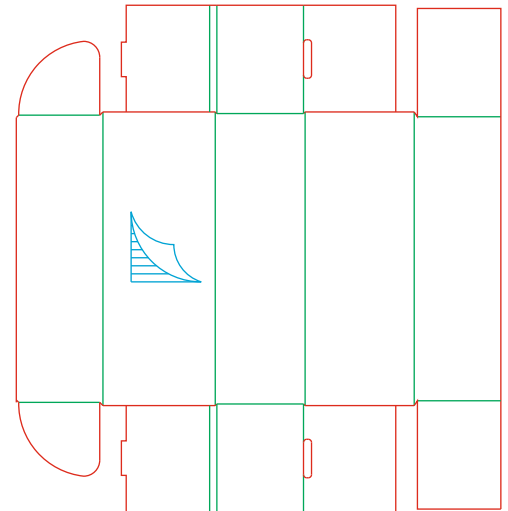
suggested use	solenoid / drive box
cardboard type	E flute
internal dimensions	60 x 60 x 90 mm
external dimensions	65 x 65 x 97 mm
flat dimensions	124 x 256 mm
box construction	FEFCO 0211
cardboard insert	-
tooling ID	120418B03



F306

F307


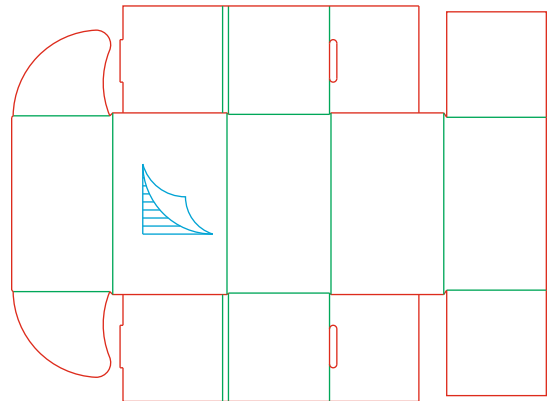
suggested use	solenoid / drive box
cardboard type	E flute
internal dimensions	170 x 65 x 50 mm
external dimensions	183 x 70 x 58 mm
flat dimensions	316 x 302 mm
box construction	FEFCO 0471
cardboard insert	-
tooling ID	160516V04



F307

F308

suggested use	solenoid / drive box
cardboard type	E flute
internal dimensions	110 x 70 x 67 mm
external dimensions	124 x 80 x 75 mm
flat dimensions	270 x 365 mm
box construction	FEFCO 0471
cardboard insert	-
tooling ID	160622B03


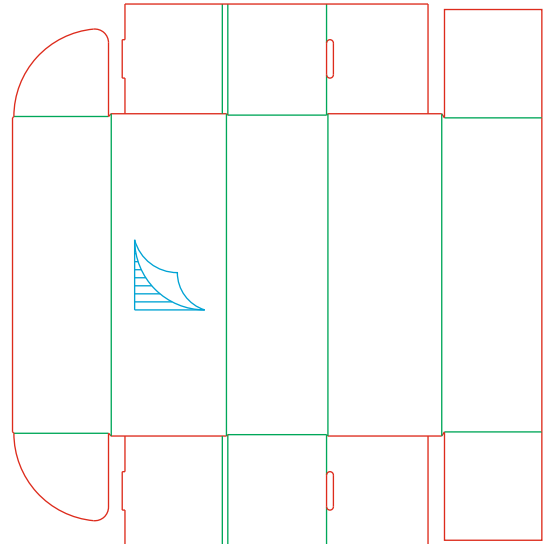



single corrugated cardboard
E flute

F308

F309

suggested use	solenoid / drive box
cardboard type	E flute
internal dimensions	223 x 80 x 70 mm
external dimensions	235 x 85 x 77 mm
flat dimensions	395 x 386 mm
box construction	FEFCO 0471
cardboard insert	-
tooling ID	160622B02

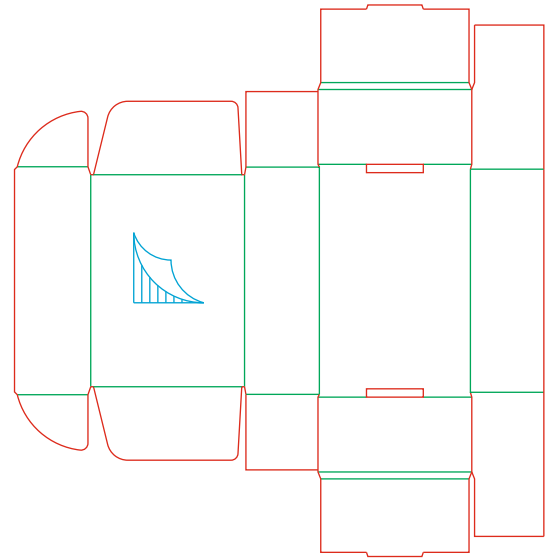


single corrugated cardboard
E flute

F309

F310

suggested use	solenoid / drive box
cardboard type	E flute
internal dimensions	153 x 105 x 50 mm
external dimensions	170 x 112 x 55 mm
flat dimensions	382 x 398 mm
box construction	FEFCO 0427
cardboard insert	-
tooling ID	150929H08




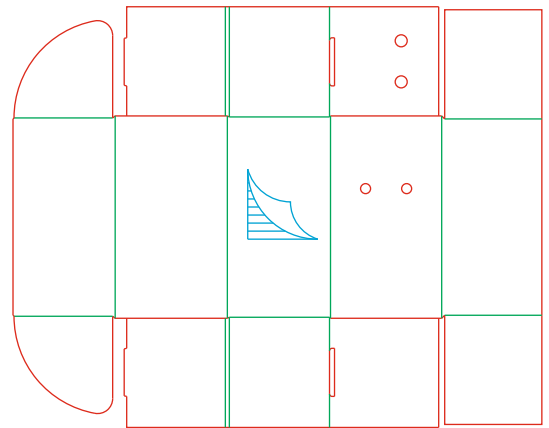
single corrugated cardboard
E flute

F310

SOLENOID / DRIVE BOXES

F311

suggested use	solenoid / drive box
cardboard type	E flute
internal dimensions	190 x 110 x 100 mm
external dimensions	200 x 113 x 103 mm
flat dimensions	420 x 528 mm
box construction	FEFCO 0471
cardboard insert	-
tooling ID	180309C03


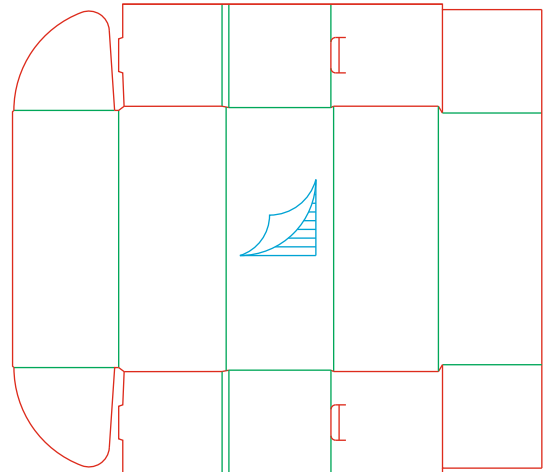



single corrugated cardboard
E flute

F311

F312

suggested use	solenoid / drive box
cardboard type	E flute
internal dimensions	180 x 75 x 70 mm
external dimensions	195 x 80 x 80 mm
flat dimensions	345 x 389 mm
box construction	FEFCO 0471
cardboard insert	-
tooling ID	180327C04



single corrugated cardboard
E flute

F312


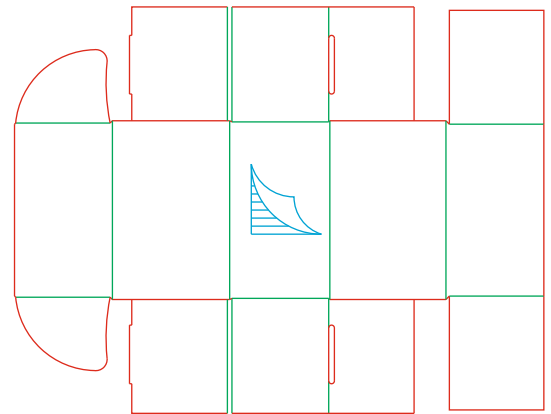
SOLENOID / DRIVE BOXES

NEW



F313


suggested use	solenoid / drive box
cardboard type	E flute
internal dimensions	145 x 100 x 83 mm
external dimensions	155 x 105 x 88 mm
flat dimensions	357 x 465 mm
box construction	FEFCO 0471
cardboard insert	-
tooling ID	190110B01



single corrugated cardboard
E flute


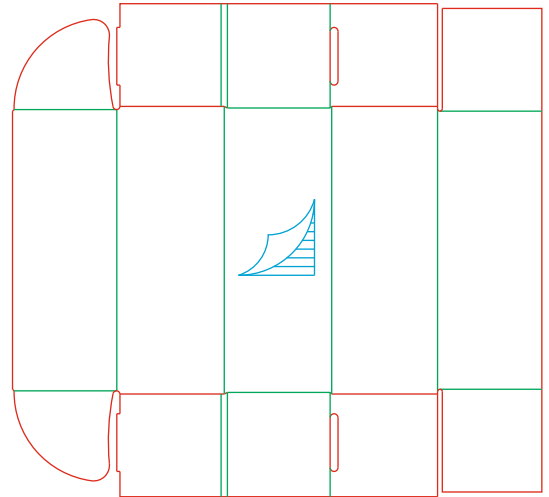
F313

NEW



F314

suggested use	solenoid / drive box
cardboard type	E flute
internal dimensions	170 x 65 x 63 mm
external dimensions	180 x 70 x 68 mm
flat dimensions	312 x 335 mm
box construction	FEFCO 0471
cardboard insert	-
tooling ID	190109B06

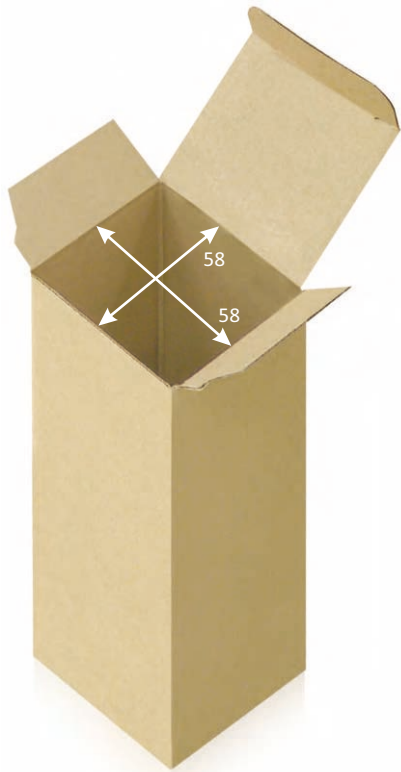


single corrugated cardboard
E flute

F314

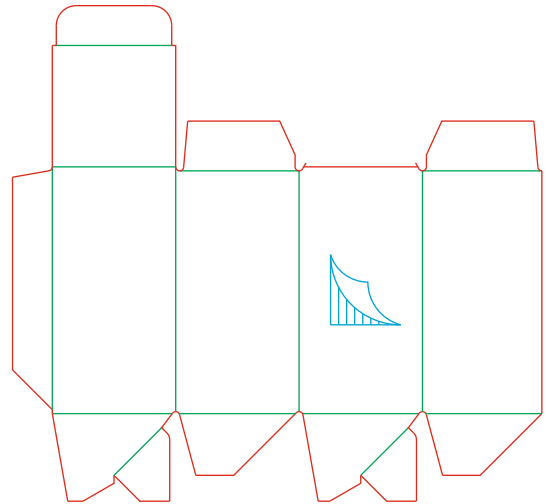
SOLENOID / DRIVE BOXES

NEW



F315

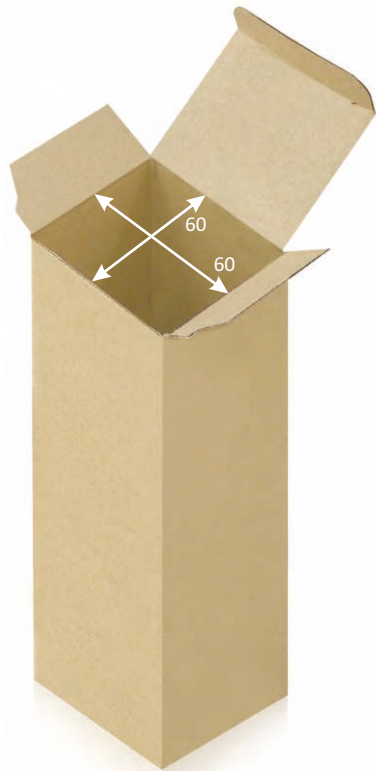
suggested use	solenoid / drive box
cardboard type	E flute
internal dimensions	58 x 58 x 120 mm
external dimensions	62 x 62 x 124 mm
flat dimensions	124 x 205 mm
box construction	FEFCO 0713
cardboard insert	-
tooling ID	190516C06



single corrugated cardboard
E flute

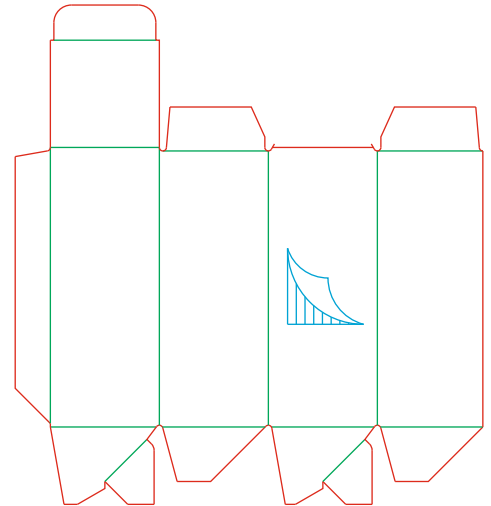
F315

NEW



F316

suggested use	solenoid / drive box
cardboard type	E flute
internal dimensions	60 x 60 x 155 mm
external dimensions	62 x 62 x 160 mm
flat dimensions	124 x 240 mm
box construction	FEFCO 0713
cardboard insert	-
tooling ID	190516C07




single corrugated cardboard
E flute

F316


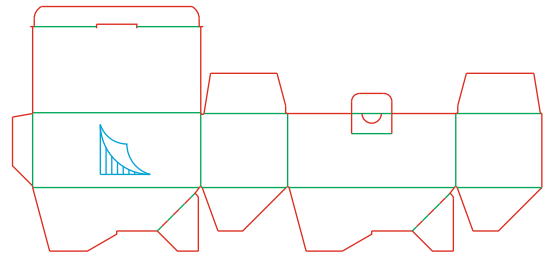
SOLENOID / DRIVE BOXES

NEW



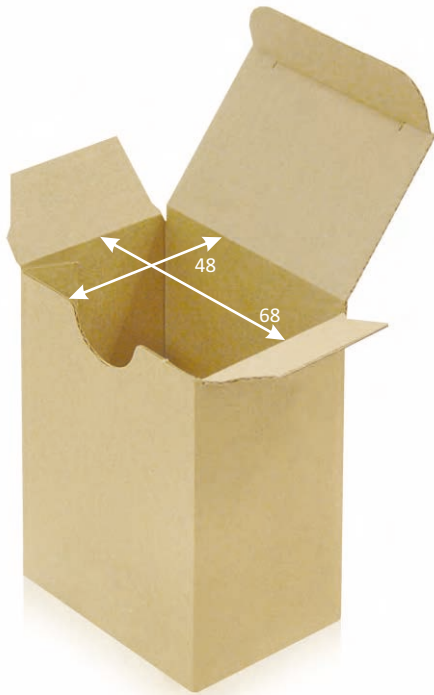
F317

suggested use	solenoid / drive box
cardboard type	E flute
internal dimensions	205 x 105 x 90 mm
external dimensions	210 x 110 x 95 mm
flat dimensions	317 x 225 mm
box construction	FEFCO 0713
cardboard insert	-
tooling ID	191022C13




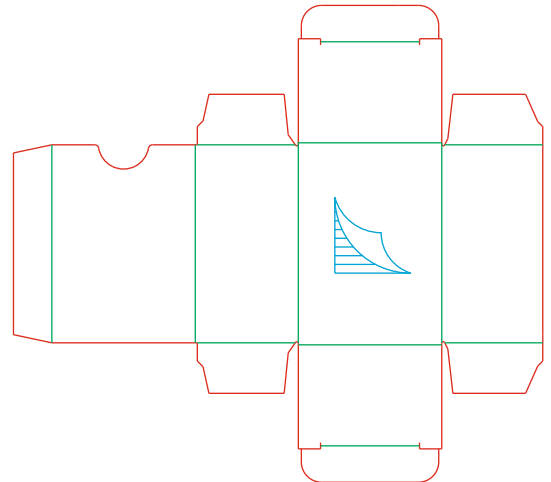
single corrugated cardboard
E flute

F317



F318

suggested use	solenoid / drive box
cardboard type	E flute
internal dimensions	68 x 48 x 95 mm
external dimensions	73 x 52 x 100 mm
flat dimensions	235 x 121 mm
box construction	FEFCO 0210
cardboard insert	-
tooling ID	P22091360



single corrugated cardboard
E flute

F318



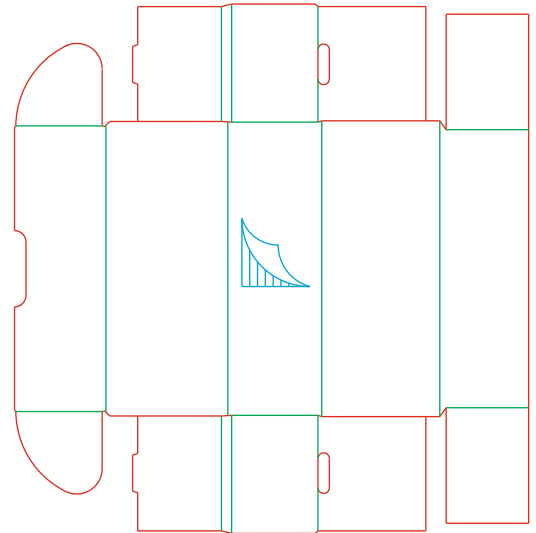
SOLENOID / DRIVE BOXES

NEW



F319

suggested use	solenoid / drive box
cardboard type	B flute
internal dimensions	210 x 88 x 65 mm
external dimensions	232 x 90 x 77 mm
flat dimensions	417 x 405 mm
box construction	FEFCO 0741
cardboard insert	-
tooling ID	P22050563



single corrugated cardboard
B flute



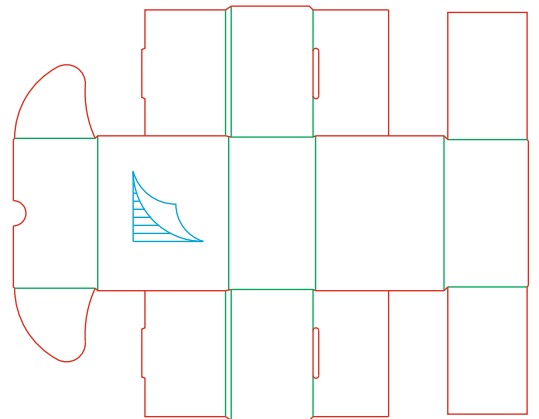
F319



SUSPENSION & STEERING PART BOXES

F320

suggested use	suspension & steering part box
cardboard type	E flute
internal dimensions	110 x 100 x 63 mm
external dimensions	123 x 105 x 70 mm
flat dimensions	329 x 409 mm
box construction	FEFCO 0471
cardboard insert	-
tooling ID	130128R03



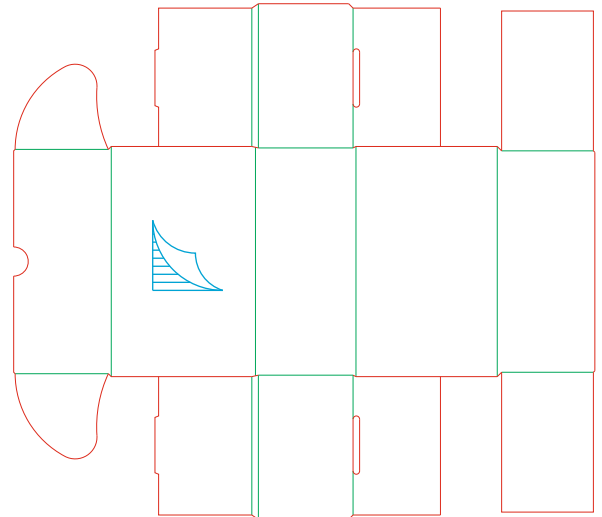


F320

SUSPENSION & STEERING PART BOXES

F321



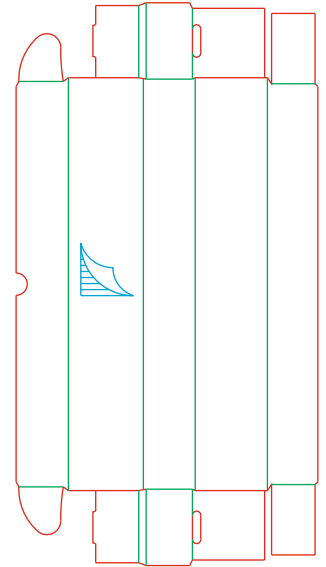

suggested use	suspension & steering part box
cardboard type	E flute
internal dimensions	145 x 95 x 65 mm
external dimensions	158 x 100 x 70 mm
flat dimensions	354 x 399 mm
box construction	FEFCO 0471
cardboard insert	-
tooling ID	130128R05



F321

F322

suggested use	suspension & steering part box
cardboard type	B flute
internal dimensions	425 x 75 x 50 mm
external dimensions	445 x 80 x 58 mm
flat dimensions	608 x 326 mm
box construction	FEFCO 0471
cardboard insert	-
tooling ID	130205R05


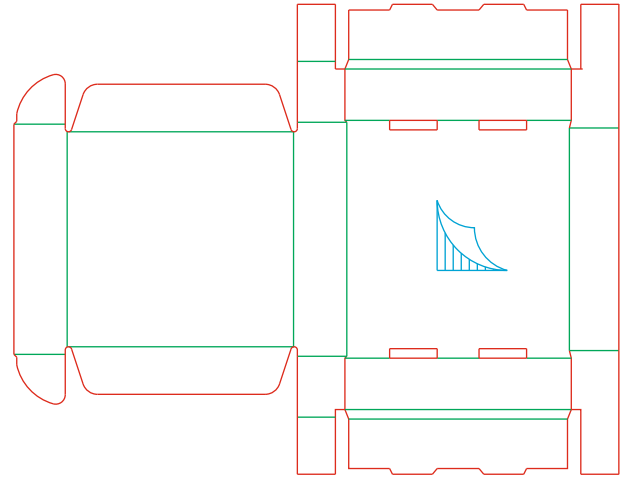


F322

SUSPENSION & STEERING PART BOXES

F323

suggested use	suspension & steering part box
cardboard type	E flute
internal dimensions	115 x 115 x 25 mm
external dimensions	127 x 120 x 30 mm
flat dimensions	318 x 247 mm
box construction	FEFCO 0427
cardboard insert	-
tooling ID	140212W04


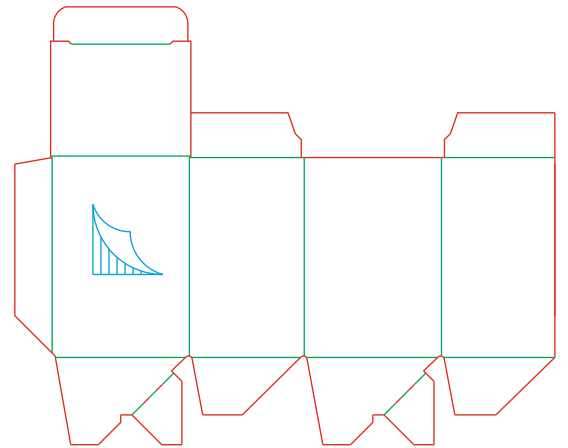



single corrugated cardboard
E flute

F323

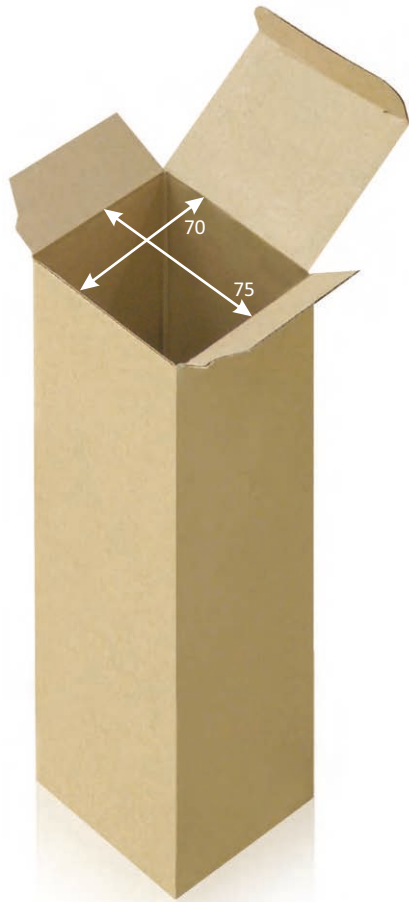
F324

suggested use	suspension & steering part box
cardboard type	E flute
internal dimensions	90 x 75 x 130 mm
external dimensions	95 x 80 x 137 mm
flat dimensions	169 x 235 mm
box construction	FEFCO 0713
cardboard insert	-
tooling ID	160108J01



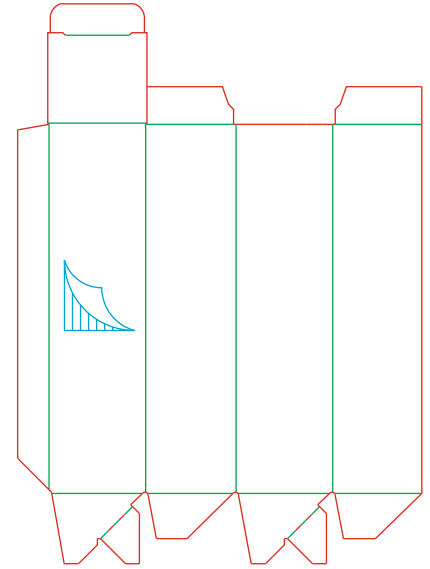
F324

SUSPENSION & STEERING PART BOXES



F325

suggested use	suspension & steering part box
cardboard type	E flute
internal dimensions	75 x 70 x 290 mm
external dimensions	78 x 73 x 295 mm
flat dimensions	149 x 390 mm
box construction	FEFCO 0713
cardboard insert	-
tooling ID	160108J02




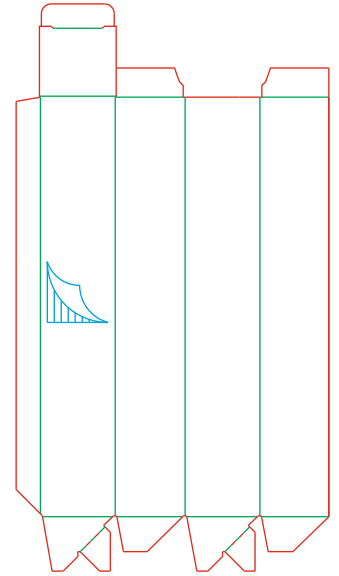
single corrugated cardboard
E flute

F325



F326

suggested use	suspension & steering part box
cardboard type	E flute
internal dimensions	75 x 70 x 430 mm
external dimensions	80 x 73 x 434 mm
flat dimensions	149 x 528 mm
box construction	FEFCO 0713
cardboard insert	-
tooling ID	160108J03




single corrugated cardboard
E flute

F326

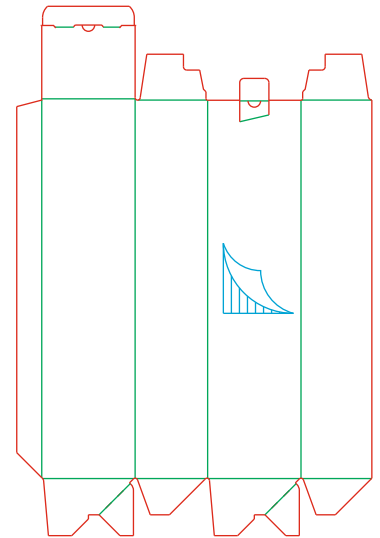
SUSPENSION & STEERING PART BOXES

NEW



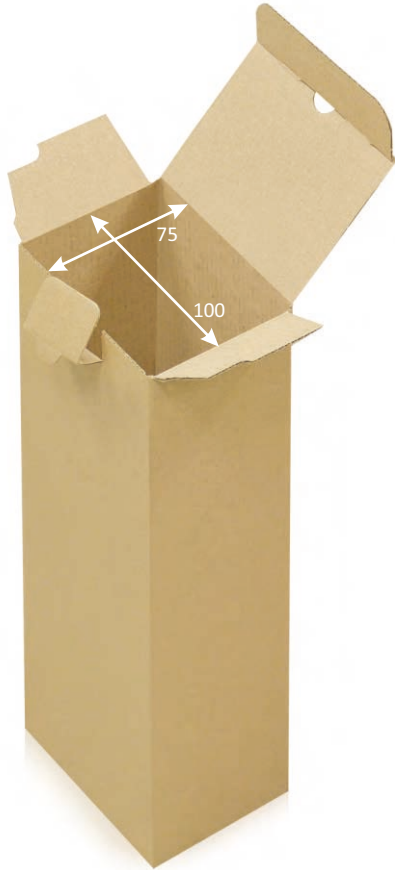
F327

suggested use	suspension & steering part box
cardboard type	E flute
internal dimensions	110 x 85 x 450 mm
external dimensions	113 x 90 x 455 mm
flat dimensions	199 x 566 mm
box construction	FEFCO 0713
cardboard insert	-
tooling ID	190807J06



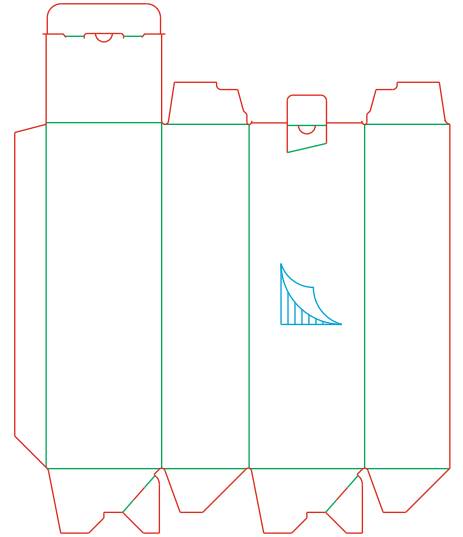
single corrugated cardboard
E flute

F327



F328

suggested use	suspension & steering part box
cardboard type	E flute
internal dimensions	100 x 75 x 305 mm
external dimensions	103 x 80 x 310 mm
flat dimensions	181 x 415 mm
box construction	FEFCO 0713
cardboard insert	-
tooling ID	191002J06

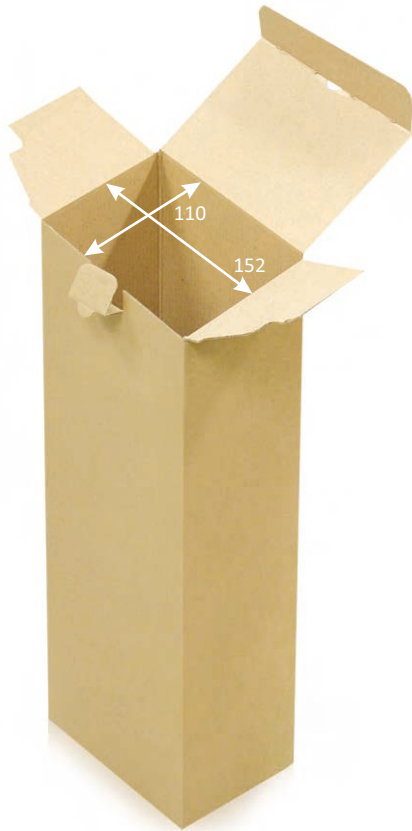


single corrugated cardboard
E flute

F328


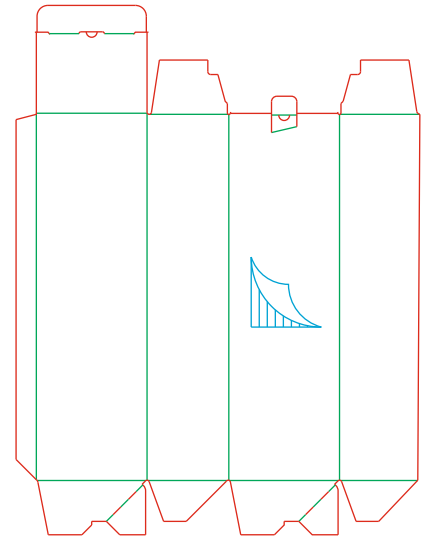
SUSPENSION & STEERING PART BOXES

NEW



F329

suggested use	suspension & steering part box
cardboard type	E flute
internal dimensions	152 x 110 x 500 mm
external dimensions	155 x 115 x 505 mm
flat dimensions	266 x 656 mm
box construction	FEFCO 0713
cardboard insert	-
tooling ID	191002J07




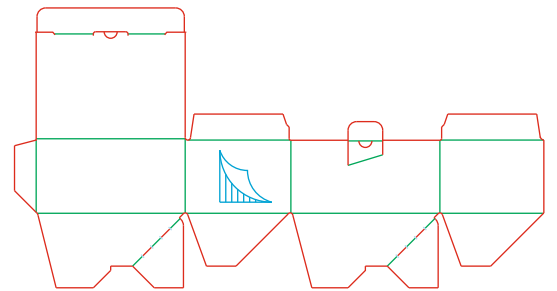
single corrugated cardboard
E flute

F329



F330


suggested use	suspension & steering part box
cardboard type	E flute
internal dimensions	170 x 120 x 80 mm
external dimensions	173 x 125 x 85 mm
flat dimensions	294 x 237 mm
box construction	FEFCO 0713
cardboard insert	-
tooling ID	191002J08



single corrugated cardboard
E flute


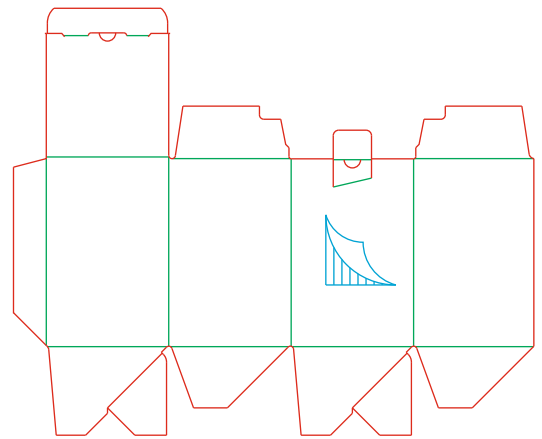
F330

NEW



F331

suggested use	suspension & steering part box
cardboard type	E flute
internal dimensions	110 x 110 x 170 mm
external dimensions	115 x 115 x 175 mm
flat dimensions	224 x 310 mm
box construction	FEFCO 0713
cardboard insert	-
tooling ID	191024I01




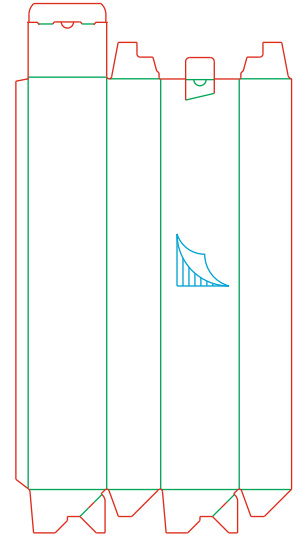
single corrugated cardboard
E flute

F331



F332

suggested use	suspension & steering part box
cardboard type	E flute
internal dimensions	95 x 65 x 500 mm
external dimensions	98 x 70 x 505 mm
flat dimensions	162 x 594 mm
box construction	FEFCO 0713
cardboard insert	-
tooling ID	191125J02



single corrugated cardboard
E flute

F332


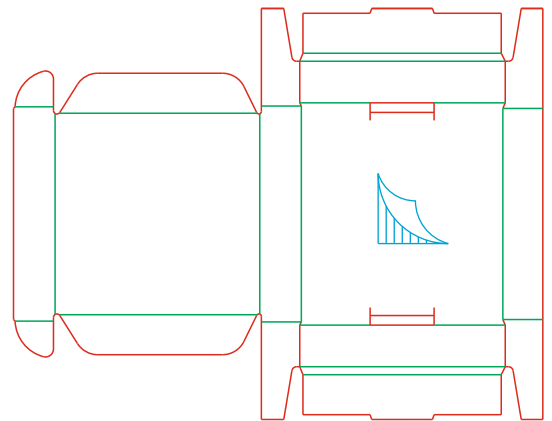
SUSPENSION & STEERING PART BOXES

NEW




F333

suggested use	suspension & steering part box
cardboard type	E flute
internal dimensions	128 x 125 x 25 mm
external dimensions	140 x 130 x 27 mm
flat dimensions	331 x 257 mm
box construction	FEFCO 0427
cardboard insert	-
tooling ID	P20032703



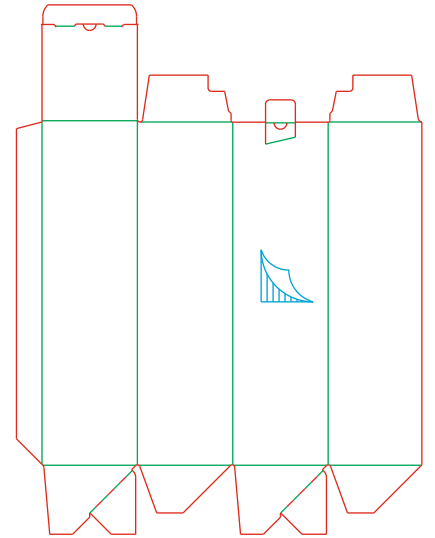
single corrugated cardboard
E flute

F333



F334

suggested use	suspension & steering part box
cardboard type	E flute
internal dimensions	110 x 110 x 400 mm
external dimensions	113 x 113 x 405 mm
flat dimensions	224 x 541 mm
box construction	FEFCO 0713
cardboard insert	-
tooling ID	P20050741




single corrugated cardboard
E flute

F334


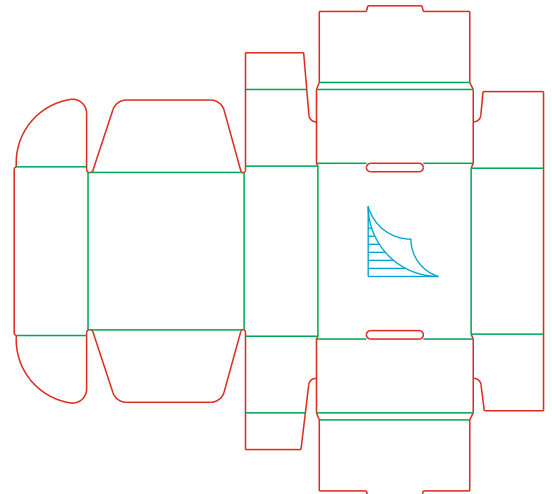
SUSPENSION & STEERING PART BOXES

NEW



F335

suggested use	suspension & steering part box
cardboard type	E flute
internal dimensions	115 x 110 x 50 mm
external dimensions	128 x 113 x 53 mm
flat dimensions	349 x 377 mm
box construction	FEFCO 0427
cardboard insert	-
tooling ID	P20100132



single corrugated cardboard
E flute


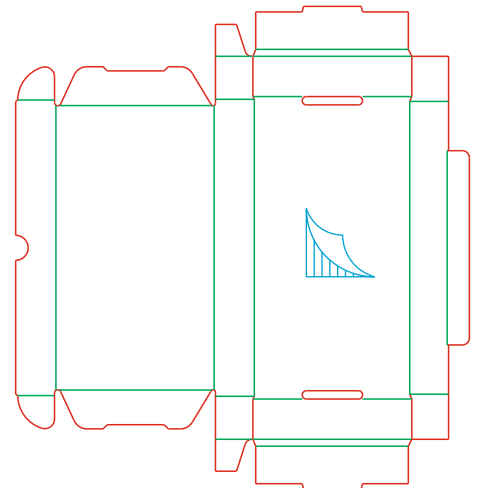
F335

NEW



F336

suggested use	suspension & steering part box
cardboard type	E flute
internal dimensions	205 x 108 x 27 mm
external dimensions	218 x 115 x 30 mm
flat dimensions	327 x 348 mm
box construction	FEFCO 0427
cardboard insert	-
tooling ID	P20050741




single corrugated cardboard
E flute

F336

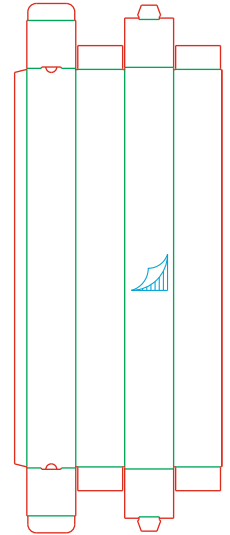
SUSPENSION & STEERING PART BOXES

NEW



F337

suggested use	suspension & steering part box
cardboard type	E flute
internal dimensions	70 x 70 x 590 mm
external dimensions	75 x 75 x 595 mm
flat dimensions	779 x 144 mm
box construction	FEFCO 0210
cardboard insert	
tooling ID	



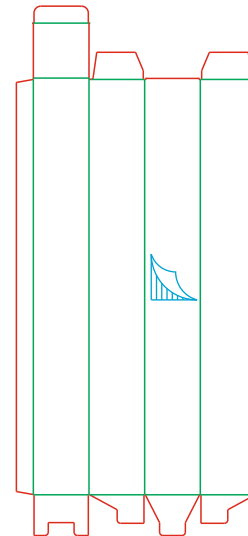
single corrugated cardboard
E flute

F337



F338

suggested use	suspension & steering part box
cardboard type	E flute
internal dimensions	80 x 77 x 615 mm
external dimensions	85 x 80 x 620 mm
flat dimensions	164 x 780 mm
box construction	FEFCO 0215
cardboard insert	-
tooling ID	P23032260



single corrugated cardboard
E flute



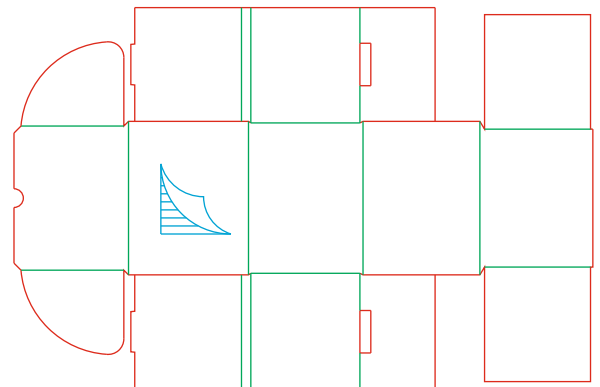

F338



STEERING PUMP BOXES

F340

suggested use	steering pump box
cardboard type	EB flute
internal dimensions	165 x 145 x 140 mm
external dimensions	195 x 155 x 150 mm
flat dimensions	489 x 743 mm
box construction	FEFCO 0471
cardboard insert	-
tooling ID	130531E01



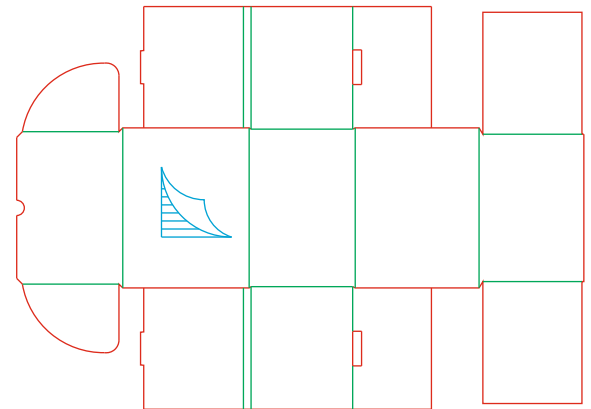


F340

STEERING PUMP BOXES

F341



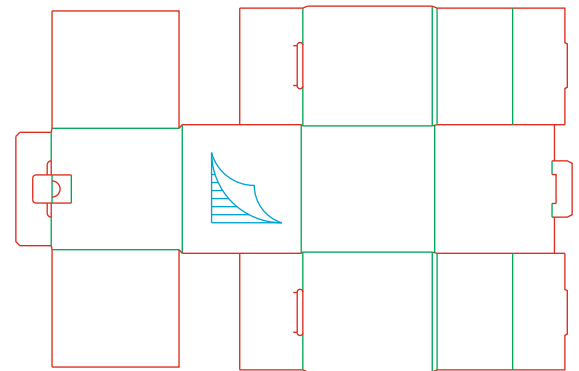
suggested use	steering pump box
cardboard type	EB flute
internal dimensions	220 x 190 x 160 mm
external dimensions	253 x 200 x 170 mm
flat dimensions	634 x 893 mm
box construction	FEFCO 0471
cardboard insert	W341
tooling ID	130531E02



F341


F342

suggested use	steering pump box
cardboard type	B flute
internal dimensions	145 x 145 x 160 mm
external dimensions	160 x 152 x 168 mm
flat dimensions	455 x 692 mm
box construction	FEFCO 0470
cardboard insert	W342
tooling ID	160202B04



single corrugated cardboard
B flute


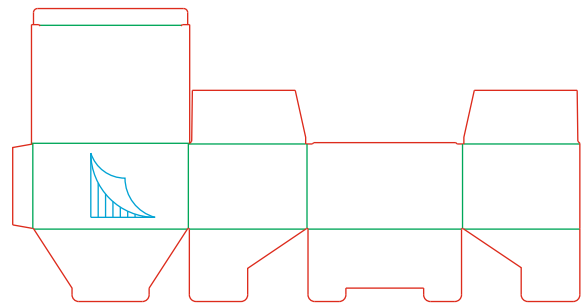

F342



WATER PUMP BOXES

F360

suggested use	water pump box
cardboard type	E flute
internal dimensions	230 x 175 x 125 mm
external dimensions	235 x 180 x 130 mm
flat dimensions	409 x 437 mm
box construction	FEFCO 0215
cardboard insert	-
tooling ID	130220B05



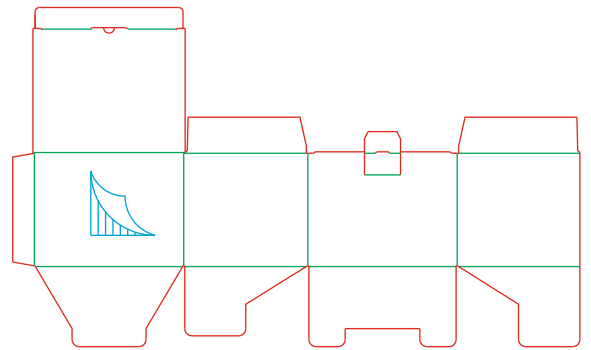



single corrugated cardboard
E flute

F360

F361



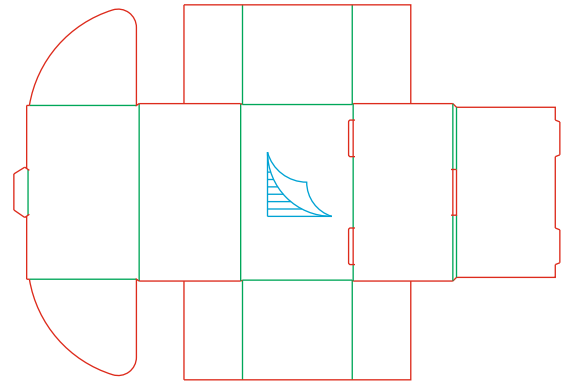

suggested use	water pump box
cardboard type	E flute
internal dimensions	205 x 170 x 155 mm
external dimensions	210 x 175 x 160 mm
flat dimensions	379 x 470 mm
box construction	FEFCO 0215
cardboard insert	-
tooling ID	130220B04



F361

F362



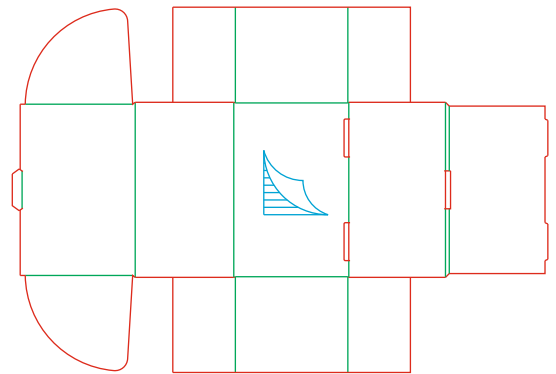

suggested use	water pump box
cardboard type	E flute
internal dimensions	190 x 120 x 110 mm
external dimensions	194 x 123 x 112 mm
flat dimensions	410 x 597 mm
box construction	FEFCO 0426
cardboard insert	-
tooling ID	141013H16



F362

F363


suggested use	water pump box
cardboard type	B flute
internal dimensions	275 x 175 x 150 mm
external dimensions	280 x 182 x 157 mm
flat dimensions	578 x 848 mm
box construction	FEFCO 0426
cardboard insert	-
tooling ID	141013H17



single corrugated cardboard
B flute


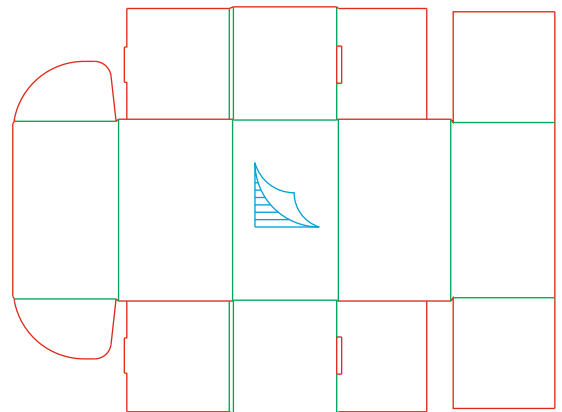
F363

NEW



F364

suggested use	water pump box
cardboard type	E flute
internal dimensions	207 x 135 x 123 mm
external dimensions	220 x 140 x 130 mm
flat dimensions	492 x 656 mm
box construction	FEFCO 0471
cardboard insert	-
tooling ID	180806E02



single corrugated cardboard
E flute


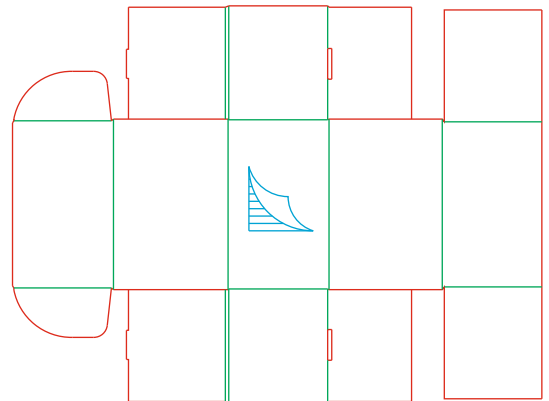
F364

NEW



F365

suggested use	water pump box
cardboard type	E flute
internal dimensions	235 x 165 x 145 mm
external dimensions	250 x 170 x 150 mm
flat dimensions	582 x 776 mm
box construction	FEFCO 0471
cardboard insert	-
tooling ID	180806E03



single corrugated cardboard
E flute


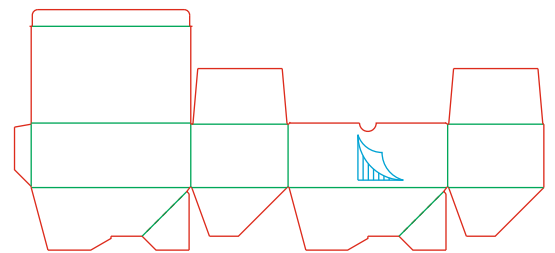
F365

NEW




F366

suggested use	water pump box
cardboard type	E flute
internal dimensions	283 x 170 x 110 mm
external dimensions	288 x 175 x 115 mm
flat dimensions	462 x 320 mm
box construction	FEFCO 0713
cardboard insert	W366
tooling ID	190705C06



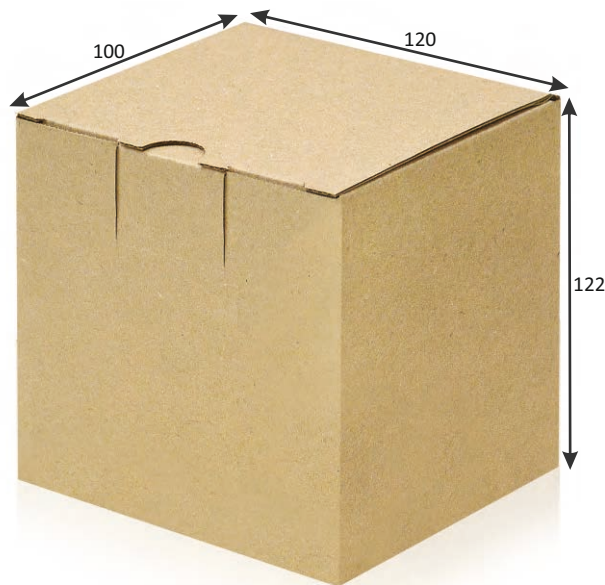
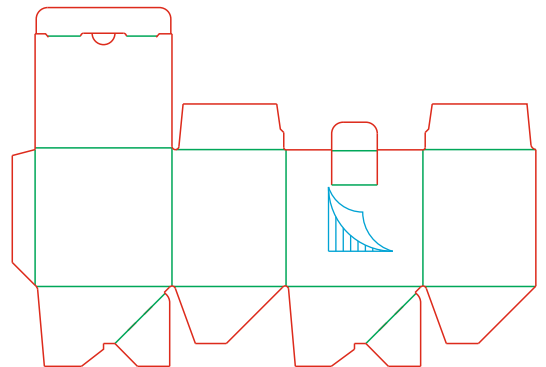
single corrugated cardboard
E flute

F366



F367


suggested use	water pump box
cardboard type	E flute
internal dimensions	118 x 98 x 118 mm
external dimensions	120 x 100 x 122 mm
flat dimensions	220 x 244 mm
box construction	FEFCO 0713
cardboard insert	-
tooling ID	190726M02



single corrugated cardboard
E flute


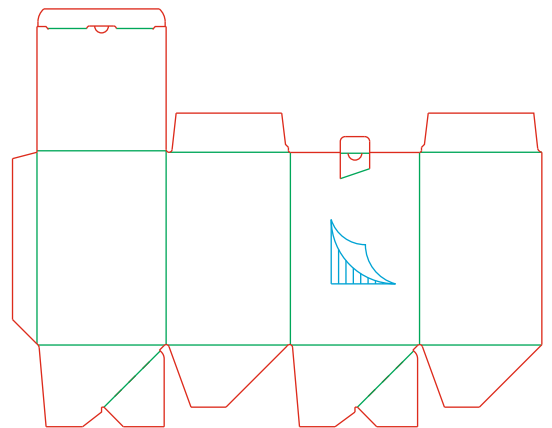
F367

NEW



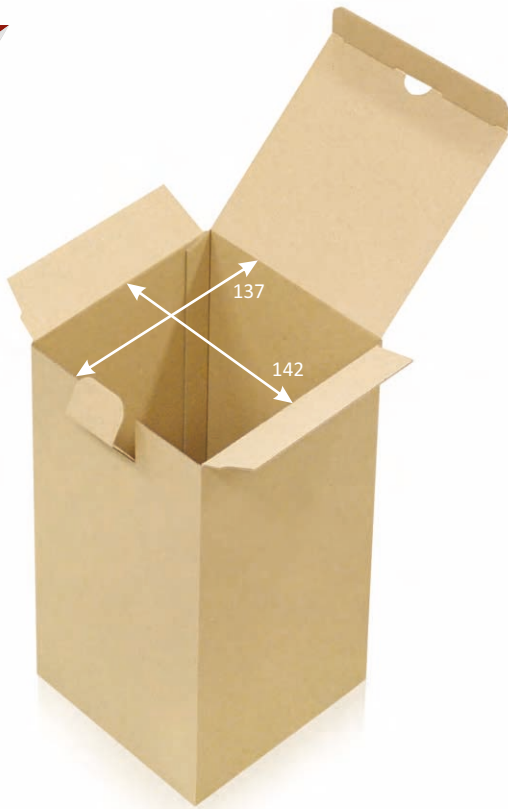
F368

suggested use	water pump box
cardboard type	E flute
internal dimensions	130 x 125 x 195 mm
external dimensions	133 x 128 x 198 mm
flat dimensions	259 x 343 mm
box construction	FEFCO 0713
cardboard insert	-
tooling ID	190708I06




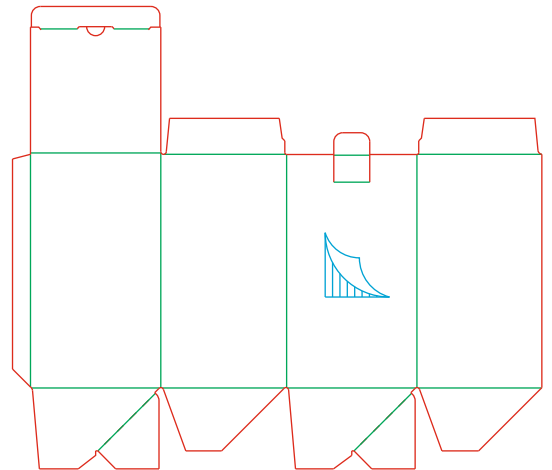
single corrugated cardboard
E flute

F368



F369

suggested use	water pump box
cardboard type	E flute
internal dimensions	142 x 137 x 257 mm
external dimensions	145 x 140 x 262 mm
flat dimensions	285 x 424 mm
box construction	FEFCO 0713
cardboard insert	-
tooling ID	190726M03



single corrugated cardboard
E flute


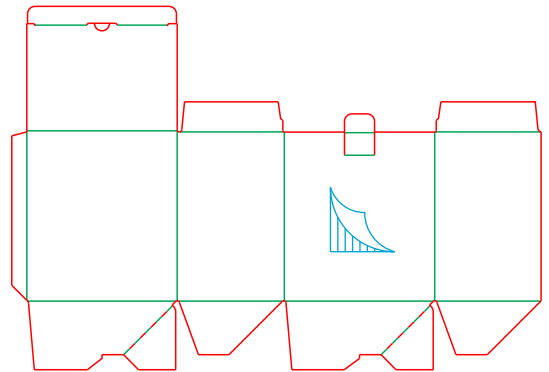
F369

NEW



F370


suggested use	water pump box
cardboard type	E flute
internal dimensions	197 x 140 x 222 mm
external dimensions	200 x 143 x 227 mm
flat dimensions	342 x 392 mm
box construction	FEFCO 0713
cardboard insert	-
tooling ID	190726J03



single corrugated cardboard
E flute


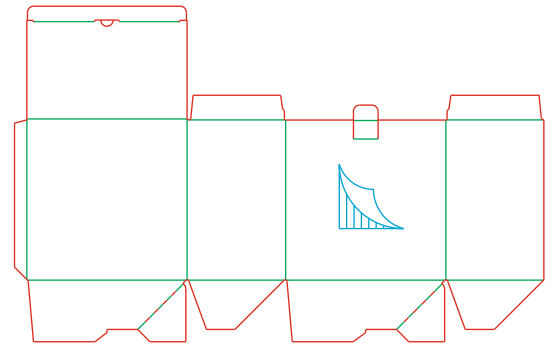
F370

NEW



F371

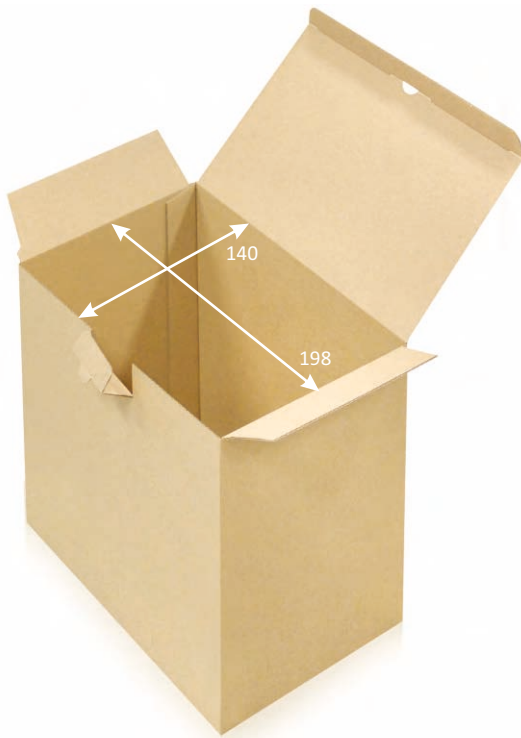
suggested use	water pump box
cardboard type	E flute
internal dimensions	257 x 157 x 258 mm
external dimensions	260 x 160 x 262 mm
flat dimensions	420 x 439 mm
box construction	FEFCO 0713
cardboard insert	-
tooling ID	190726J04



single corrugated cardboard
E flute


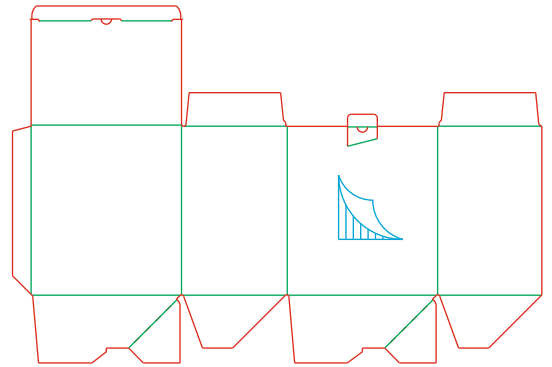
F371

NEW



F372

suggested use	water pump box
cardboard type	E flute
internal dimensions	198 x 140 x 225 mm
external dimensions	202 x 145 x 230 mm
flat dimensions	344 x 388 mm
box construction	FEFCO 0713
cardboard insert	-
tooling ID	190708I07



single corrugated cardboard
E flute


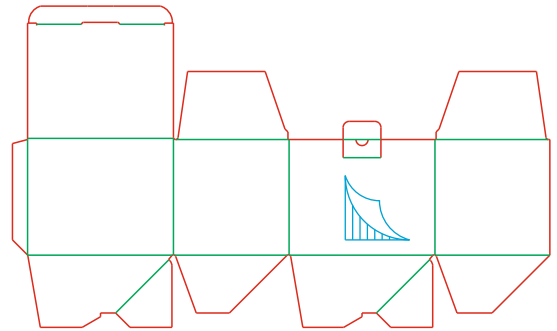
F372

NEW



F373

suggested use	water pump box
cardboard type	E flute
internal dimensions	190 x 150 x 152 mm
external dimensions	195 x 153 x 155 mm
flat dimensions	346 x 329 mm
box construction	FEFCO 0713
cardboard insert	-
tooling ID	P23041763



single corrugated cardboard
E flute


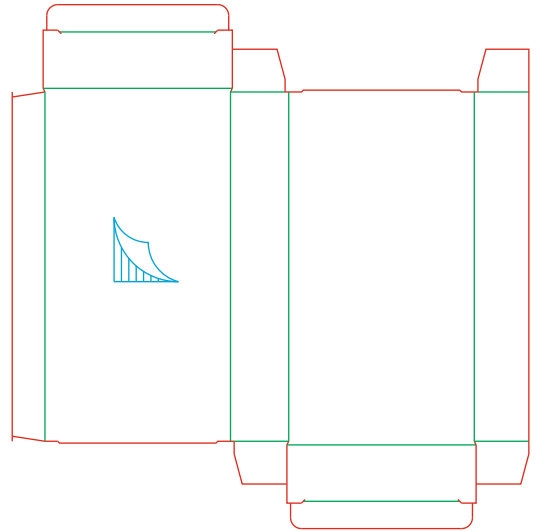
F373



BRAKE HOSE BOXES

F390


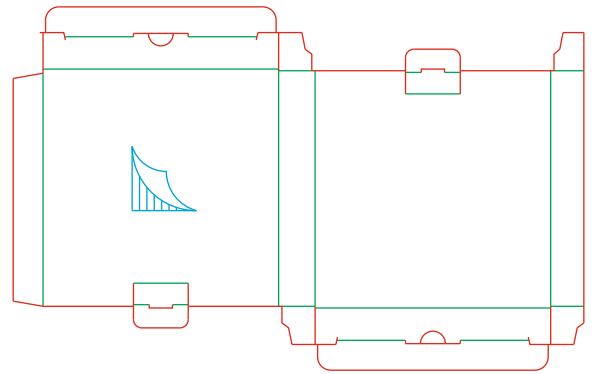

suggested use	brake hose box
cardboard type	E flute
internal dimensions	100 x 30 x 190 mm
external dimensions	103 x 33 x 195 mm
flat dimentions	134 x 288 mm
box construction	FEFCO 0211
cardboard insert	-
tooling ID	130220B06



F390

F391

suggested use	brake hose box
cardboard type	E flute
internal dimensions	140 x 20 x 140 mm
external dimensions	145 x 22 x 145 mm
flat dimensions	164 x 219 mm
box construction	FEFCO 0211
cardboard insert	-
tooling ID	131030T04



single corrugated cardboard
E flute


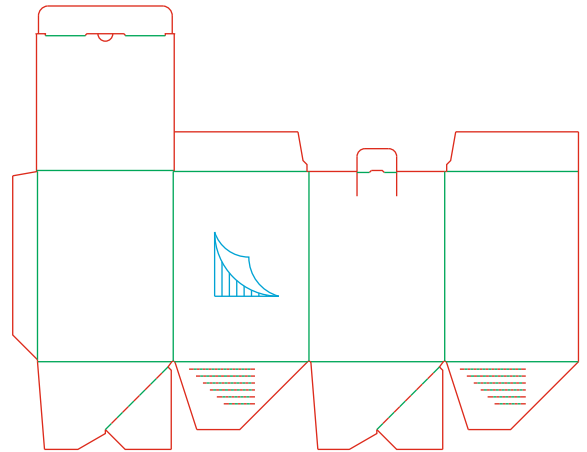

F391



OIL/FUEL FILTER BOXES

F400

suggested use	oil/fuel filter box
cardboard type	E flute
internal dimensions	135 x 135 x 190 mm
external dimensions	139 x 139 x 195 mm
flat dimensions	274 x 359 mm
box construction	FEFCO 0713
cardboard insert	-
tooling ID	131030E06



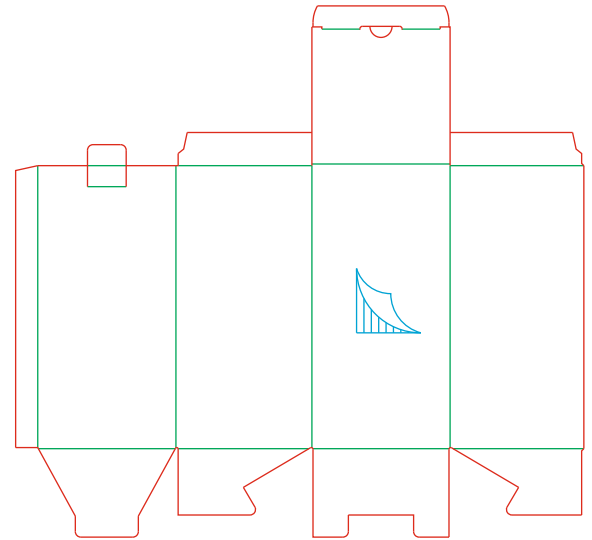



single corrugated cardboard
E flute

F400

F401



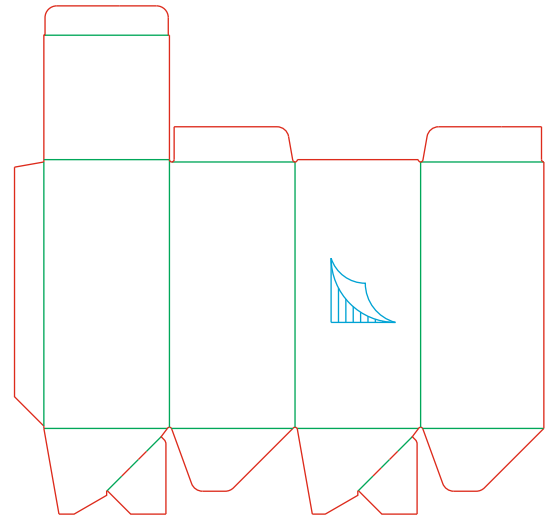
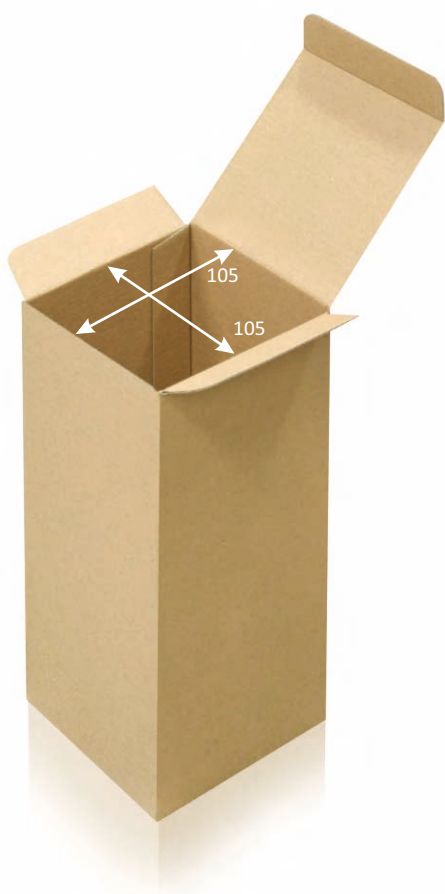
suggested use	oil/fuel filter box
cardboard type	E flute
internal dimensions	120 x 120 x 250 mm
external dimensions	125 x 125 x 260 mm
flat dimensions	245 x 400 mm
box construction	FEFCO 0215
cardboard insert	-
tooling ID	140801J02



F401

F402

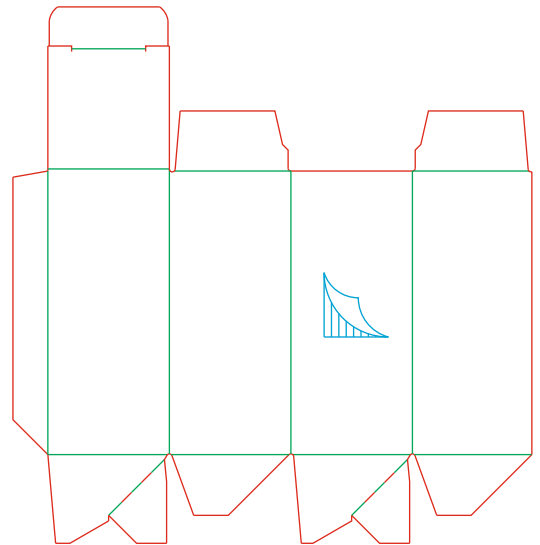
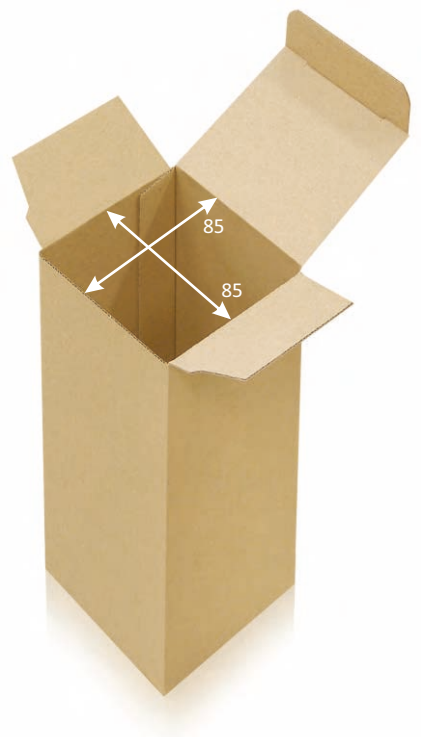
suggested use	oil/fuel filter box
cardboard type	E flute
internal dimensions	105 x 105 x 225 mm
external dimensions	108 x 108 x 230 mm
flat dimensions	214 x 360 mm
box construction	FEFCO 0713
cardboard insert	-
tooling ID	170128C02



F402

F403

suggested use	oil/fuel filter box
cardboard type	E flute
internal dimensions	85 x 85 x 200 mm
external dimensions	88 x 88 x 205 mm
flat dimensions	174 x 320 mm
box construction	FEFCO 0713
cardboard insert	-
tooling ID	170704U09

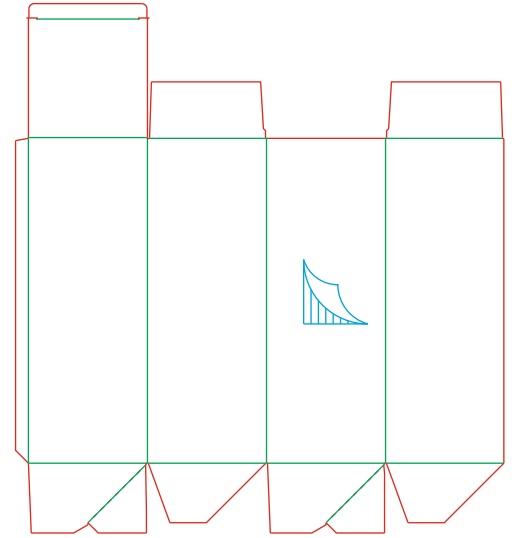
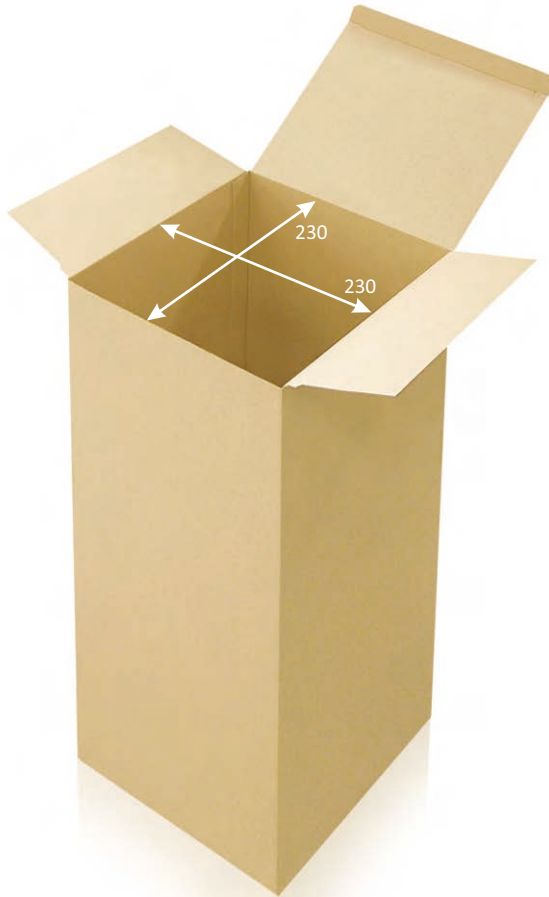


single corrugated cardboard
E flute

F403

F404

suggested use	oil/fuel filter box
cardboard type	E flute
internal dimensions	230 x 230 x 630 mm
external dimensions	233 x 233 x 635 mm
flat dimensions	464 x 895 mm
box construction	FEFCO 0713
cardboard insert	-
tooling ID	170704U10

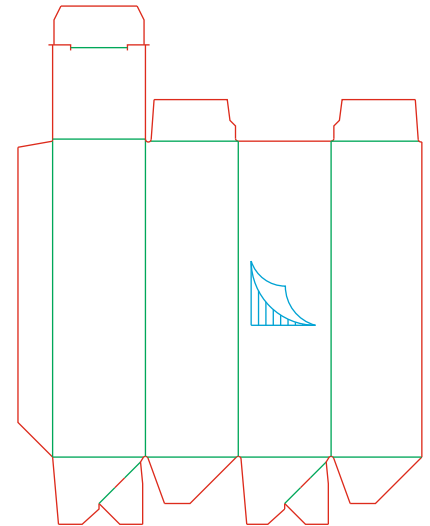



single corrugated cardboard
E flute

F404

F405

suggested use	oil/fuel filter box
cardboard type	E flute
internal dimensions	65 x 65 x 225 mm
external dimensions	68 x 68 x 230 mm
flat dimensions	134 x 326 mm
box construction	FEFCO 0713
cardboard insert	-
tooling ID	170622U09



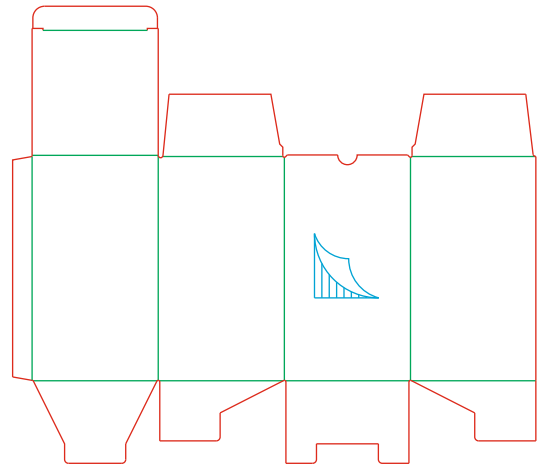



single corrugated cardboard
E flute

F405

F406


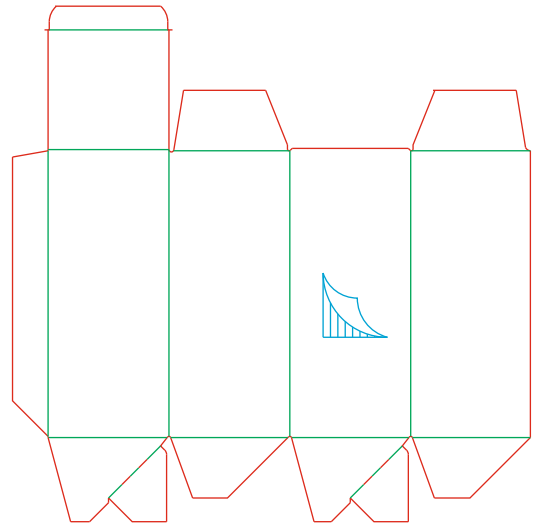
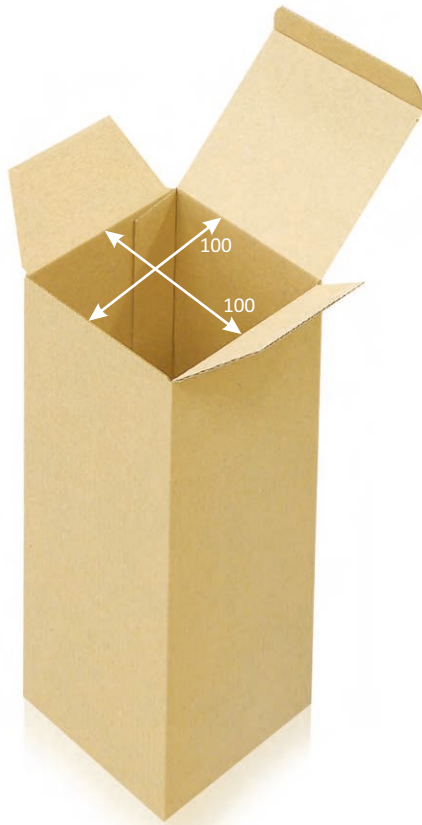
suggested use	oil/fuel filter box
cardboard type	E flute
internal dimensions	160 x 160 x 297 mm
external dimensions	163 x 163 x 300 mm
flat dimensions	324 x 481 mm
box construction	FEFCO 0215
cardboard insert	-
tooling ID	170904F01



F406

F407

suggested use	oil/fuel filter box
cardboard type	E flute
internal dimensions	100 x 100 x 240 mm
external dimensions	103 x 103 x 245 mm
flat dimensions	204 x 364 mm
box construction	FEFCO 0713
cardboard insert	-
tooling ID	171113C12



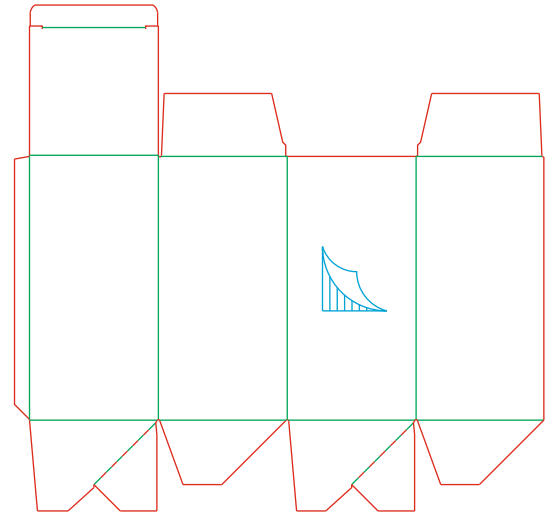



single corrugated cardboard
E flute

F407

F408


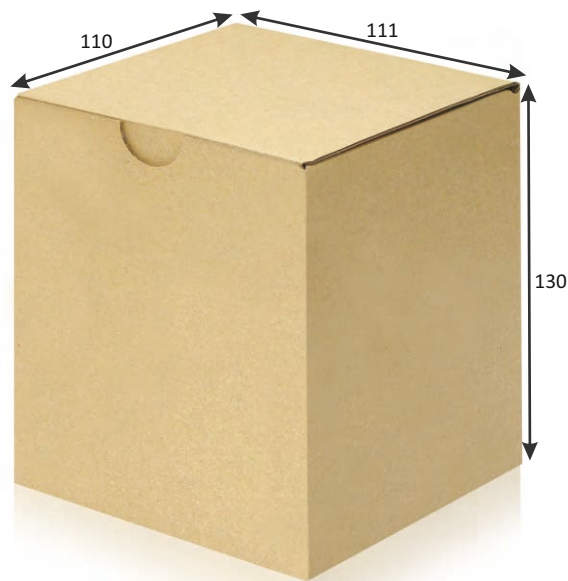
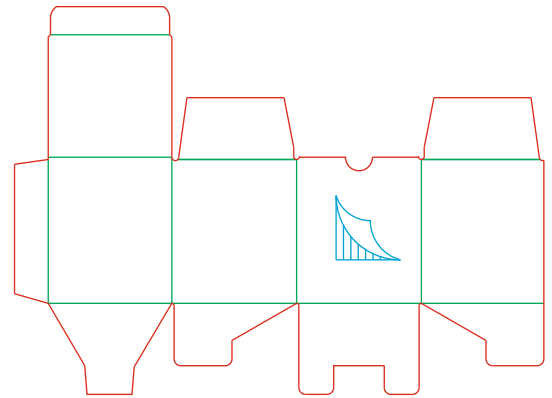
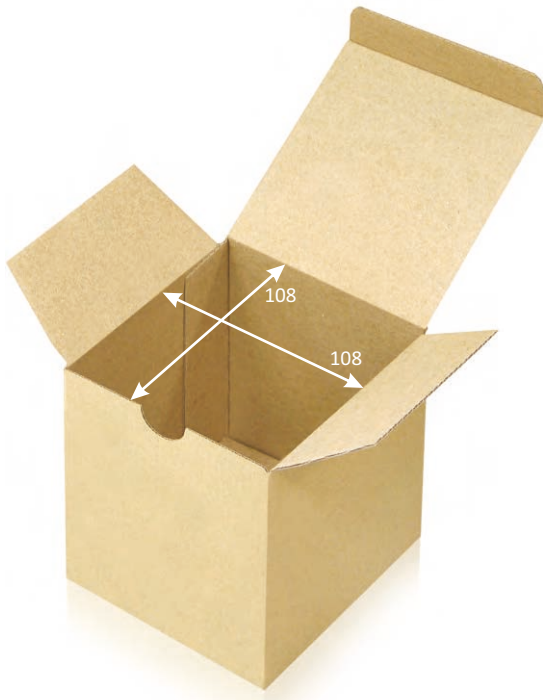
suggested use	oil/fuel filter box
cardboard type	E flute
internal dimensions	170 x 170 x 350 mm
external dimensions	173 x 173 x 355 mm
flat dimensions	344 x 555 mm
box construction	FEFCO 0713
cardboard insert	-
tooling ID	171218P04



F408

F409

suggested use	oil/fuel filter box
cardboard type	B flute
internal dimensions	108 x 108 x 127 mm
external dimensions	111 x 110 x 130 mm
flat dimensions	221 x 264 mm
box construction	FEFCO 0215
cardboard insert	-
tooling ID	180104B08


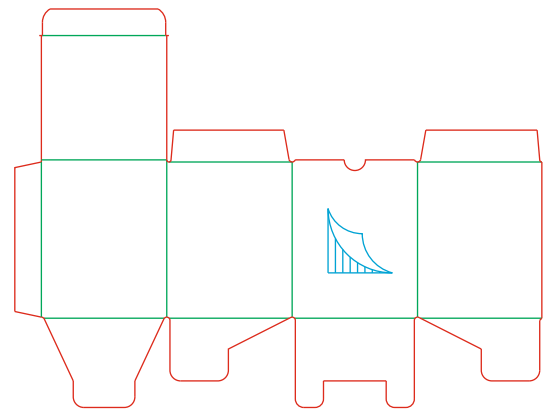



single corrugated cardboard
B flute

F409

F410

suggested use	oil/fuel filter box
cardboard type	E flute
internal dimensions	115 x 115 x 145 mm
external dimensions	120 x 120 x 150 mm
flat dimensions	236 x 291 mm
box construction	FEFCO 0215
cardboard insert	-
tooling ID	180323C09


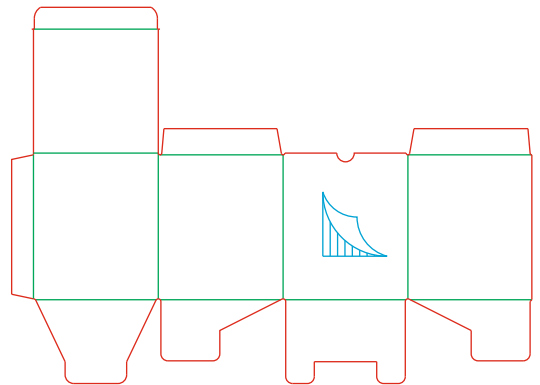



single corrugated cardboard
E flute

F410

F411

suggested use	oil/fuel filter box
cardboard type	E flute
internal dimensions	140 x 140 x 165 mm
external dimensions	145 x 145 x 170 mm
flat dimensions	286 x 431 mm
box construction	FEFCO 0215
cardboard insert	-
tooling ID	180323C10

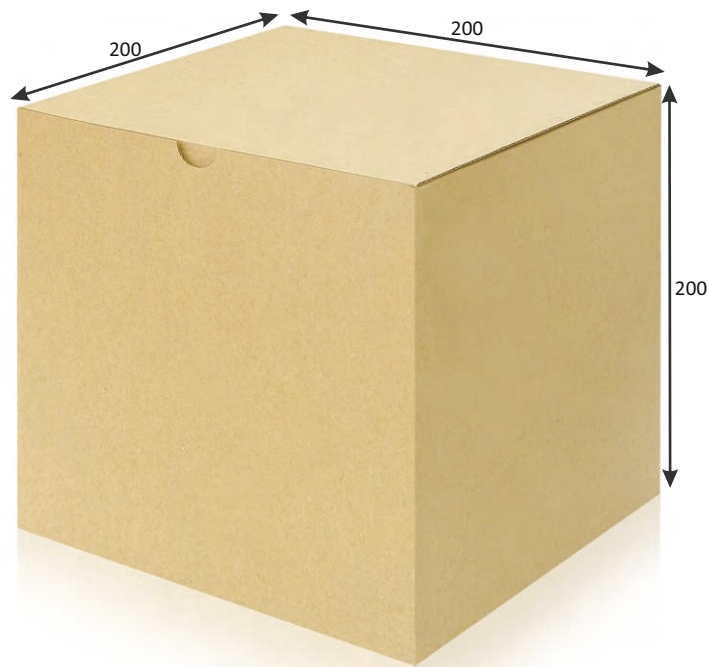
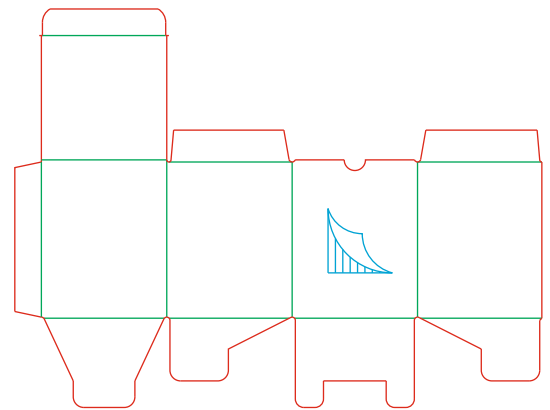



single corrugated cardboard
E flute

F411

F412

suggested use	oil/fuel filter box
cardboard type	E flute
internal dimensions	195 x 195 x 195 mm
external dimensions	200 x 200 x 200 mm
flat dimensions	395 x 544 mm
box construction	FEFCO 0215
cardboard insert	-
tooling ID	180323C11


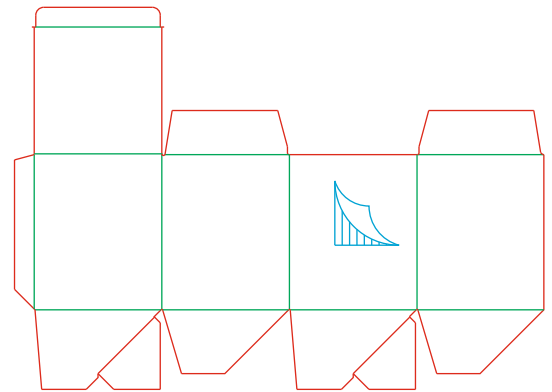



single corrugated cardboard
E flute

F412


F413

suggested use	oil/fuel filter box
cardboard type	E flute
internal dimensions	160 x 160 x 195 mm
external dimensions	163 x 163 x 200 mm
flat dimensions	324 x 384 mm
box construction	FEFCO 0713
cardboard insert	-
tooling ID	180521E01




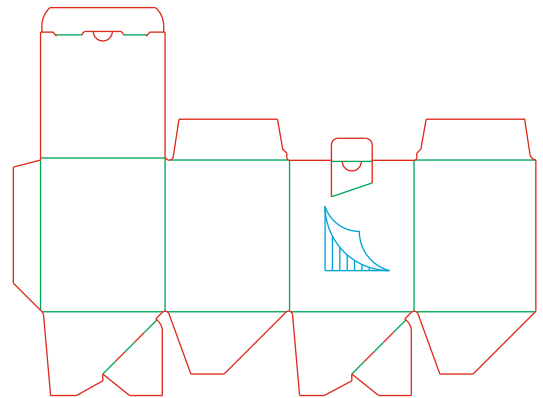
single corrugated cardboard
E flute

F413



F414


suggested use	oil/fuel filter box
cardboard type	E flute
internal dimensions	88 x 88 x 108 mm
external dimensions	92 x 92 x 113 mm
flat dimensions	182 x 223 mm
box construction	FEFCO 0713
cardboard insert	-
tooling ID	190618J01



single corrugated cardboard
E flute


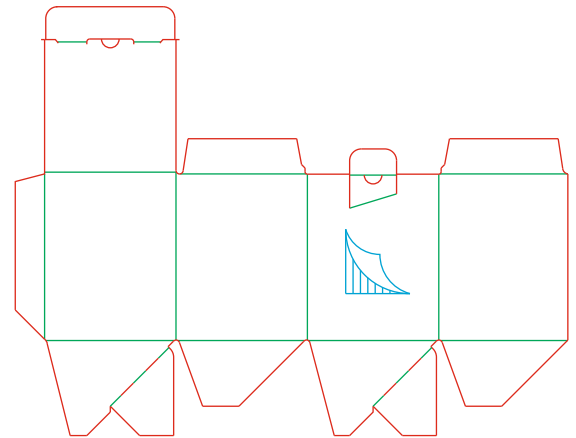
F414

NEW



F415

suggested use	oil/fuel filter box
cardboard type	E flute
internal dimensions	110 x 110 x 140 mm
external dimensions	115 x 115 x 145 mm
flat dimensions	224 x 284 mm
box construction	FEFCO 0713
cardboard insert	-
tooling ID	191213106



single corrugated cardboard
E flute


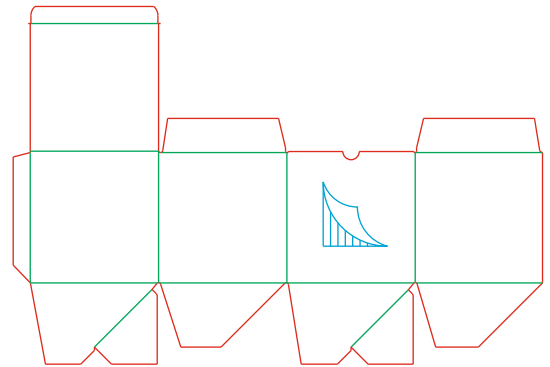
F415

NEW



F416

suggested use	oil/fuel filter box
cardboard type	E flute
internal dimensions	185 x 185 x 190 mm
external dimensions	190 x 190 x 195 mm
flat dimensions	376 x 405 mm
box construction	FEFCO 0713
cardboard insert	-
tooling ID	P21062262



single corrugated cardboard
E flute

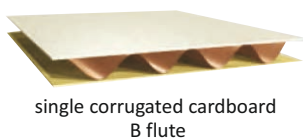

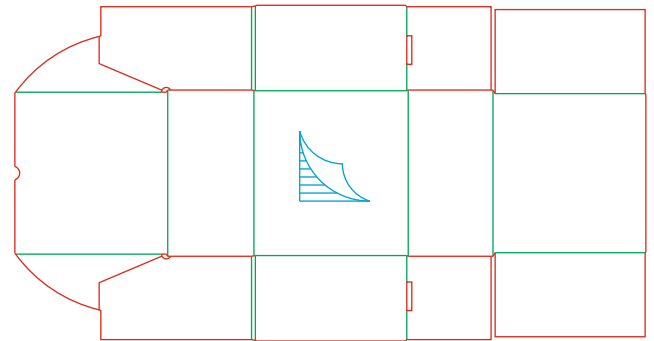

F416



TURBOCHARGER BOXES

F430

suggested use	turbocharger box
cardboard type	B flute
internal dimensions	325 x 175 x 320 mm
external dimensions	350 x 180 x 325 mm
flat dimensions	705 x 1325 mm
box construction	FEFCO 0471
cardboard insert	W430
tooling ID	130405H10

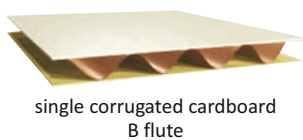

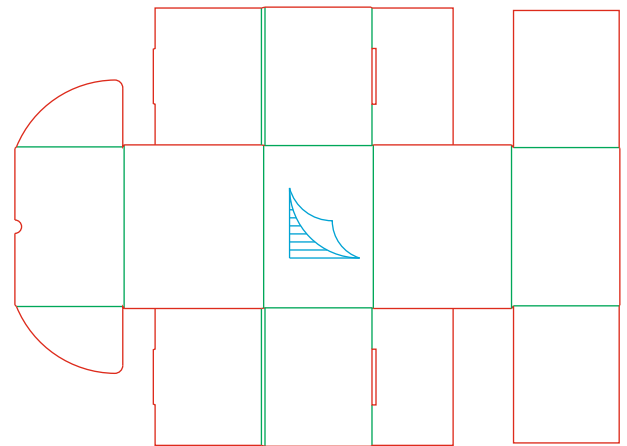


F430

TURBOCHARGER BOXES

F431

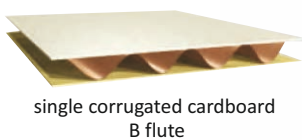

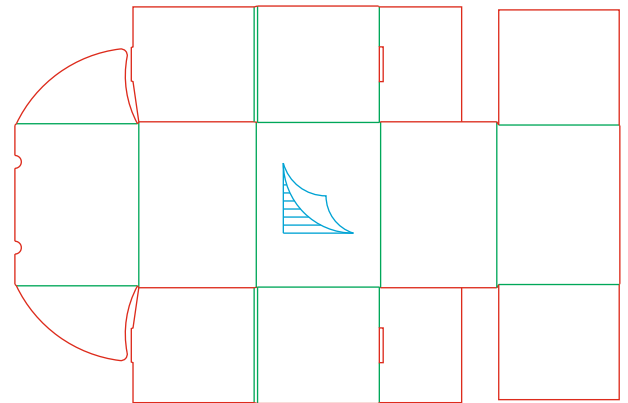
suggested use	turbocharger box
cardboard type	B flute
internal dimensions	350 x 310 x 240 mm
external dimensions	367 x 315 x 248 mm
flat dimensions	985 x 1357 mm
box construction	FEFCO 0471
cardboard insert	W431
tooling ID	130925H02



F431

F432

suggested use	turbocharger box
cardboard type	B flute
internal dimensions	365 x 270 x 285 mm
external dimensions	385 x 275 x 290 mm
flat dimensions	927 x 1411 mm
box construction	FEFCO 0471
cardboard insert	W432
tooling ID	110325H04





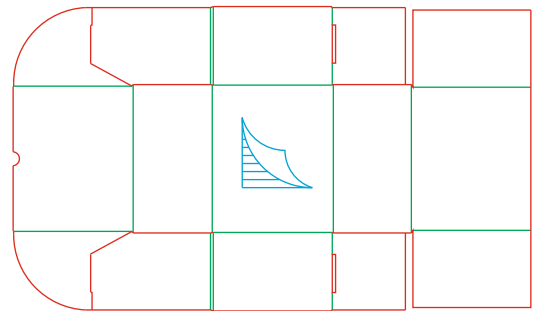
single corrugated cardboard
B flute

F432



F433

suggested use	turbocharger box
cardboard type	B flute
internal dimensions	400 x 220 x 340 mm
external dimensions	425 x 230 x 350 mm
flat dimensions	870 x 1480 mm
box construction	FEFCO 0471
cardboard insert	-
tooling ID	160804V02


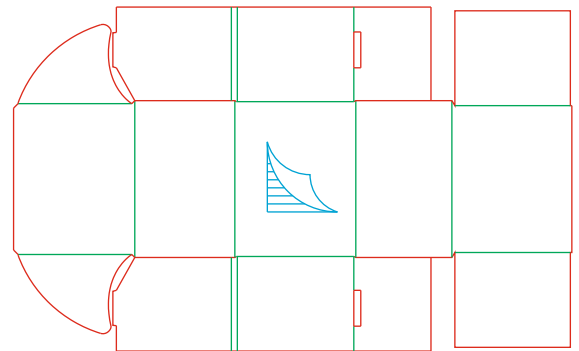



single corrugated cardboard
B flute

F433

F434

suggested use	turbocharger box
cardboard type	EB flute
internal dimensions	285 x 190 x 235 mm
external dimensions	315 x 203 x 250 mm
flat dimensions	691 x 1122 mm
box construction	FEFCO 0471
cardboard insert	-
tooling ID	160919U05



double corrugated cardboard
EB flute



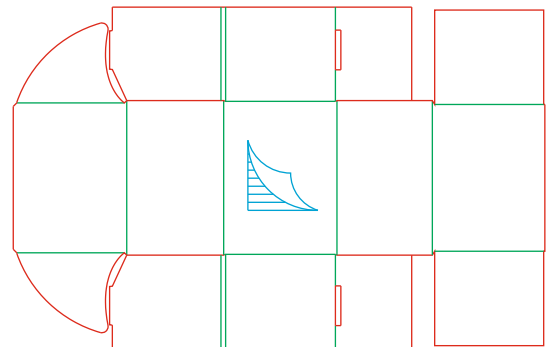
F434

TURBOCHARGER BOXES



F435


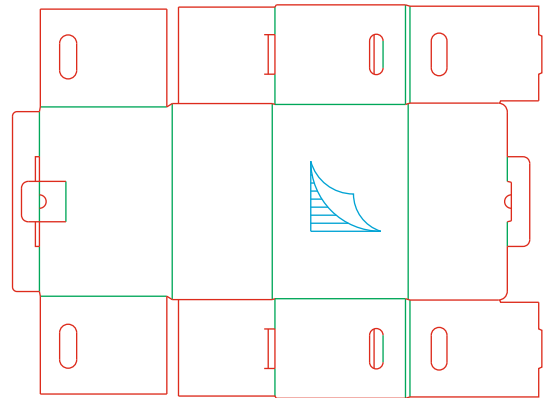

suggested use	turbocharger box
cardboard type	EB flute
internal dimensions	365 x 240 x 285 mm
external dimensions	397 x 250 x 295 mm
flat dimensions	877 x 1365 mm
box construction	FEFCO 0471
cardboard insert	-
tooling ID	160919U06



F435

F436

suggested use	turbocharger box
cardboard type	BC flute
internal dimensions	400 x 220 x 285 mm
external dimensions	440 x 230 x 310 mm
flat dimensions	877 x 1180 mm
box construction	FEFCO 0470
cardboard insert	-
tooling ID	180323C06




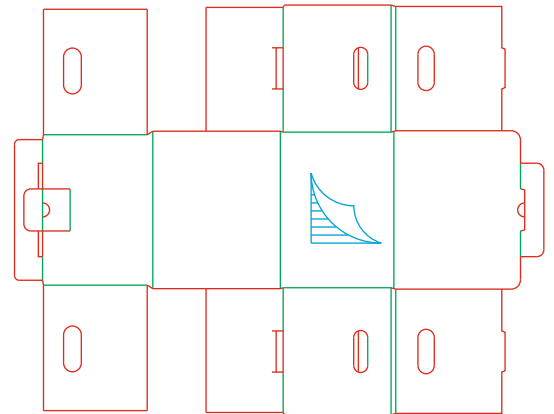

double corrugated cardboard
BC flute

F436

TURBOCHARGER BOXES

F437

suggested use	turbocharger box
cardboard type	BC flute
internal dimensions	295 x 270 x 225 mm
external dimensions	340 x 280 x 250 mm
flat dimensions	877 x 1133 mm
box construction	FEFCO 0470
cardboard insert	-
tooling ID	180323C07


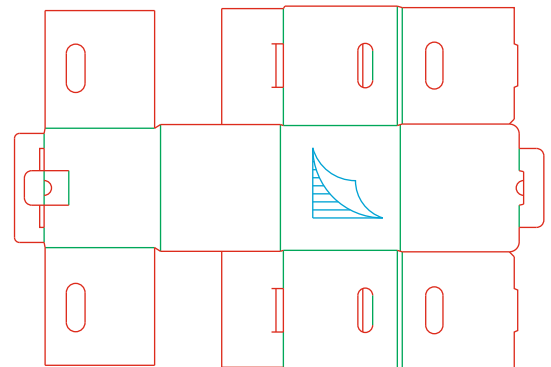



double corrugated cardboard
BC flute

F437

F438

suggested use	turbocharger box
cardboard type	BC flute
internal dimensions	220 x 240 x 225 mm
external dimensions	260 x 250 x 250 mm
flat dimensions	737 x 1073 mm
box construction	FEFCO 0470
cardboard insert	-
tooling ID	180323C08



double corrugated cardboard
BC flute



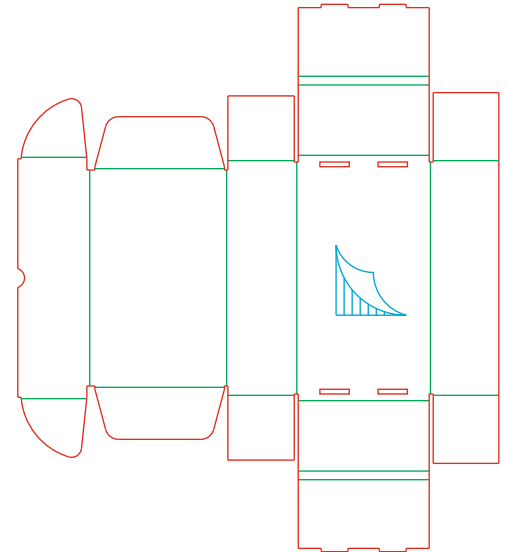
F438



HEAVY DUTY BOXES

F450



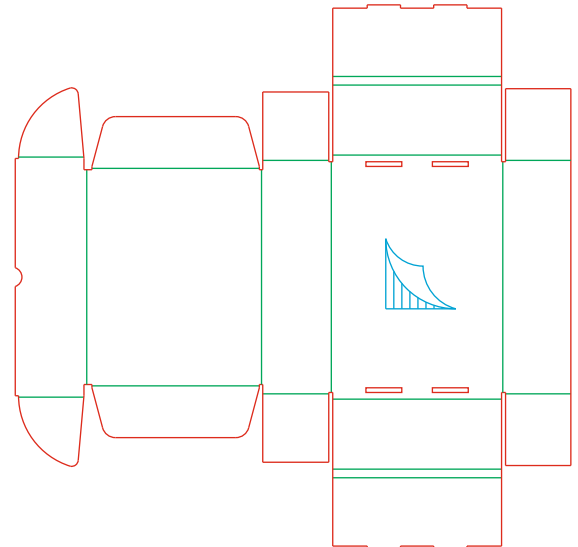
suggested use	heavy duty box
cardboard type	EB flute
internal dimensions	330 x 195 x 105 mm
external dimensions	370 x 205 x 108 mm
flat dimensions	720 x 820 mm
box construction	FEFCO 0427
cardboard insert	-
tooling ID	130124H16



F450

F451


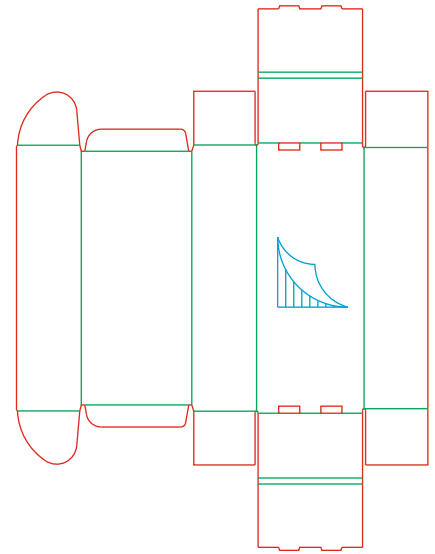
suggested use	heavy duty box
cardboard type	EB flute
internal dimensions	330 x 255 x 105 mm
external dimensions	370 x 265 x 108 mm
flat dimensions	836 x 820 mm
box construction	FEFCO 0427
cardboard insert	-
tooling ID	121114H01



F451

F452

suggested use	heavy duty box
cardboard type	EB flute
internal dimensions	510 x 215 x 127 mm
external dimensions	535 x 220 x 130 mm
flat dimensions	819 x 1084 mm
box construction	FEFCO 0427
cardboard insert	-
tooling ID	140408C02





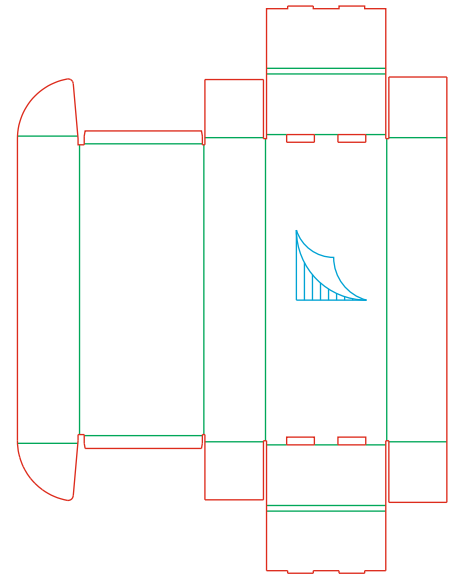
double corrugated cardboard
EB flute

F452

HEAVY DUTY BOXES

F453

suggested use	heavy duty box
cardboard type	EB flute
internal dimensions	580 x 235 x 115 mm
external dimensions	605 x 243 x 120 mm
flat dimensions	836 x 1104 mm
box construction	FEFCO 0427
cardboard insert	-
tooling ID	120625H09





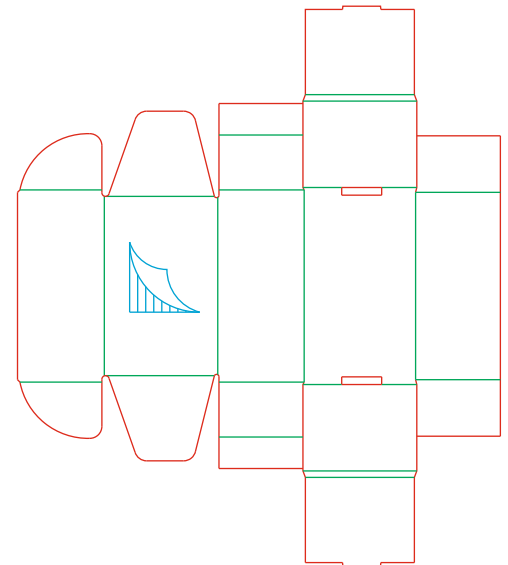
F453



IGNITION MODULE / COIL / CABLE BOXES

F500

suggested use	ignition module / coil / cable box
cardboard type	B flute
internal dimensions	220 x 140 x 105 mm
external dimensions	240 x 143 x 110 mm
flat dimensions	694 x 599 mm
box construction	FEFCO 0427
cardboard insert	-
tooling ID	80411B07



single corrugated cardboard
B flute



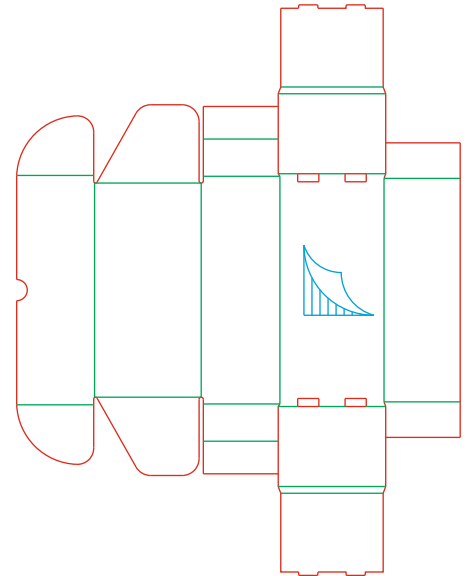
F500

IGNITION MODULE / COIL / CABLE BOXES



F501

suggested use	ignition module / coil / cable box
cardboard type	B flute
internal dimensions	255 x 125 x 95 mm
external dimensions	280 x 130 x 97 mm
flat dimensions	675 x 525 mm
box construction	FEFCO 0427
cardboard insert	-
tooling ID	100305S01


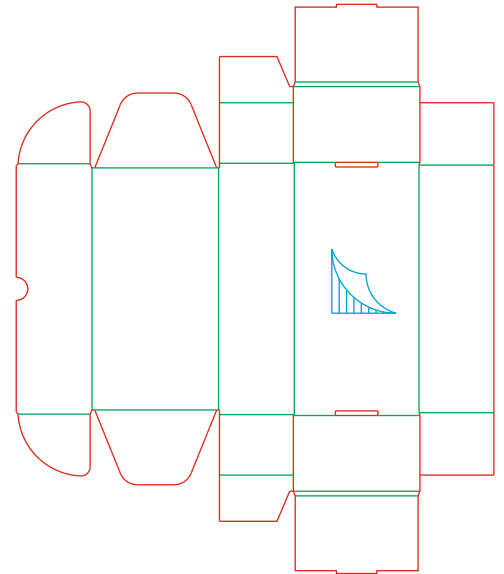


single corrugated cardboard
B flute

F501

F502

suggested use	ignition module / coil / cable box
cardboard type	E flute
internal dimensions	260 x 133 x 82 mm
external dimensions	277 x 140 x 84 mm
flat dimensions	617 x 517 mm
box construction	FEFCO 0427
cardboard insert	-
tooling ID	70809G03




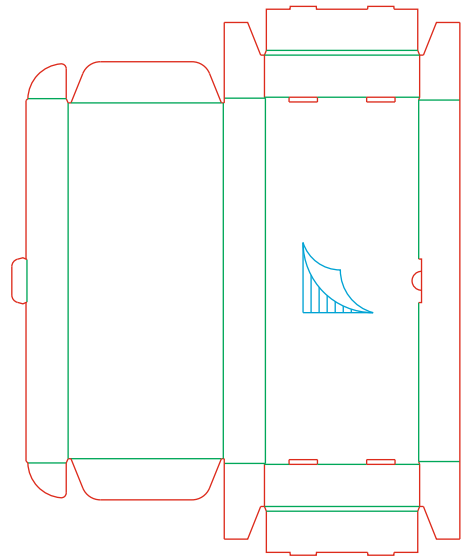

single corrugated cardboard
E flute

F502

IGNITION MODULE / COIL / CABLE BOXES

F503

suggested use	ignition module / coil / cable box
cardboard type	E flute
internal dimensions	375 x 165 x 45 mm
external dimensions	390 x 166 x 46 mm
flat dimensions	580 x 474 mm
box construction	FEFCO 0427
cardboard insert	-
tooling ID	90422Q03


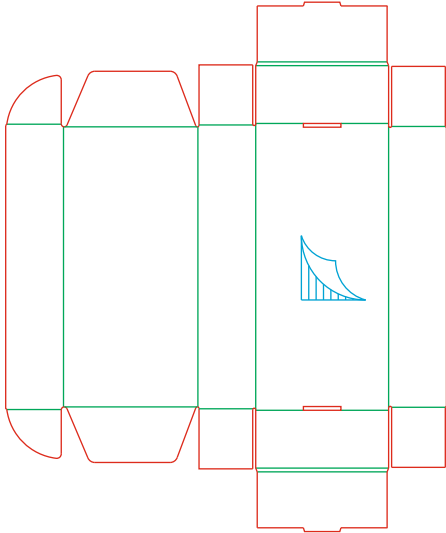



single corrugated cardboard
E flute

F503

F504

suggested use	ignition module / coil / cable box
cardboard type	E flute
internal dimensions	370 x 172 x 75 mm
external dimensions	385 x 180 x 78 mm
flat dimensions	587 x 705 mm
box construction	FEFCO 0427
cardboard insert	-
tooling ID	130510H01


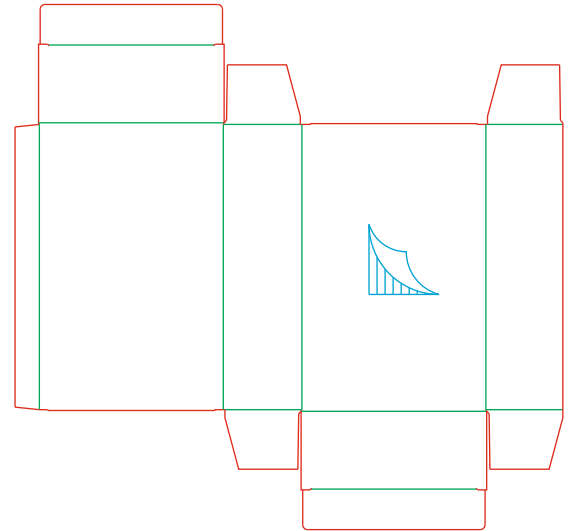



F504

IGNITION MODULE / COIL / CABLE BOXES

F505



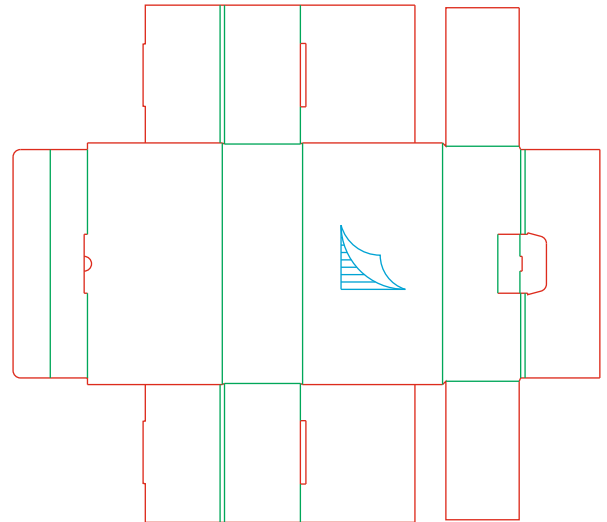

suggested use	ignition module / coil / cable box
cardboard type	E flute
internal dimensions	225 x 95 x 350 mm
external dimensions	230 x 98 x 355 mm
flat dimensions	324 x 648 mm
box construction	FEFCO 0211
cardboard insert	-
tooling ID	130220B03



F505

F506

suggested use	ignition module / coil / cable box
cardboard type	B flute
internal dimensions	310 x 183 x 100 mm
external dimensions	328 x 193 x 110 mm
flat dimensions	702 x 796 mm
box construction	FEFCO 0470
cardboard insert	-
tooling ID	130809R03



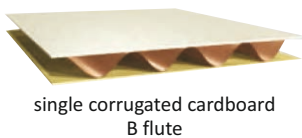

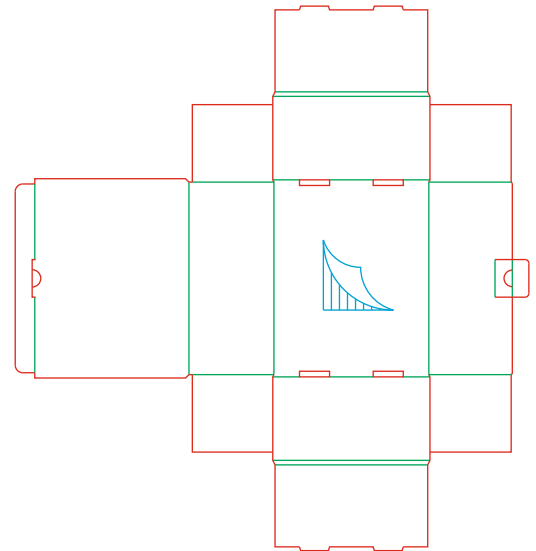
single corrugated cardboard
B flute

F506

IGNITION MODULE / COIL / CABLE BOXES

F507



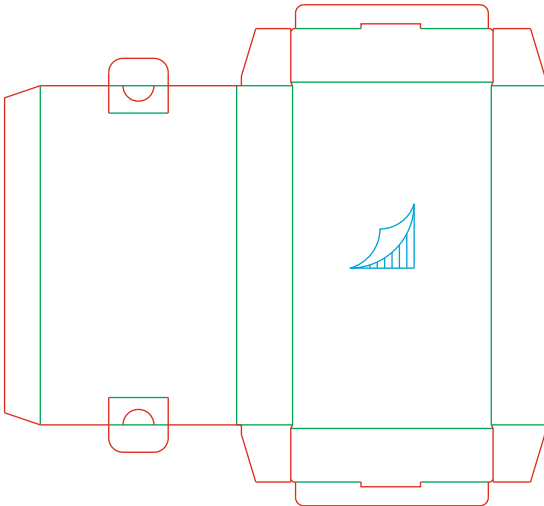
suggested use	ignition module / coil / cable box
cardboard type	B flute
internal dimensions	245 x 200 x 110 mm
external dimensions	265 x 210 x 115 mm
flat dimensions	663 x 724 mm
box construction	FEFCO 0427
cardboard insert	-
tooling ID	131203H01



F507

F508



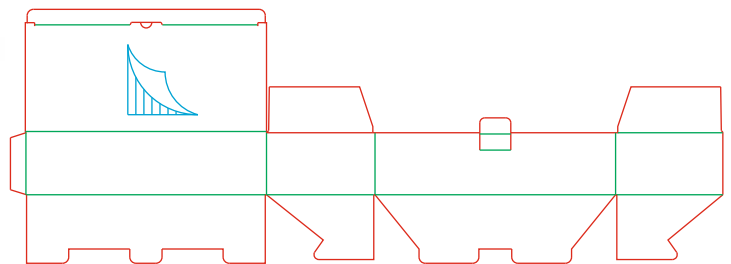

suggested use	ignition module / coil / cable box
cardboard type	B flute
internal dimensions	162 x 45 x 283 mm
external dimensions	170 x 50 x 290 mm
flat dimentions	454 x 420 mm
box construction	FEFCO 0211
cardboard insert	-
tooling ID	70710D03



F508

F509

suggested use	ignition module / coil / cable box
cardboard type	B flute
internal dimensions	385 x 170 x 95 mm
external dimensions	390 x 180 x 100 mm
flat dimensions	1149 x 410 mm
box construction	FEFCO 0215
cardboard insert	-
tooling ID	712050C02

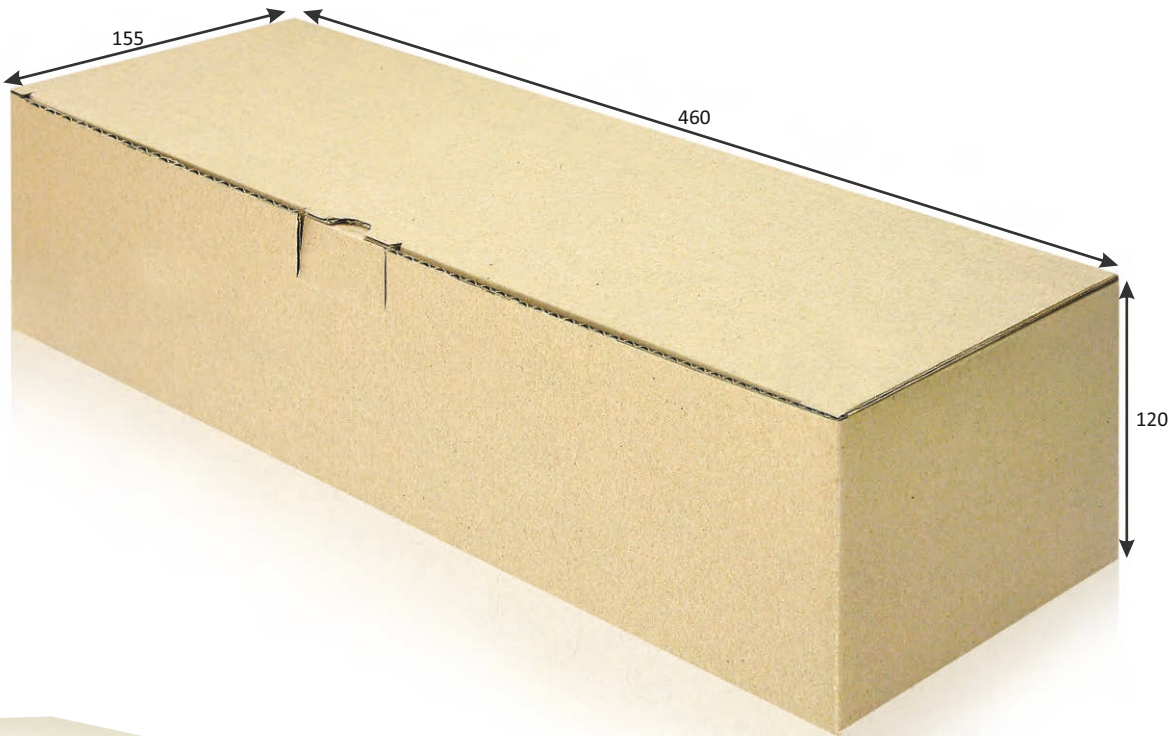
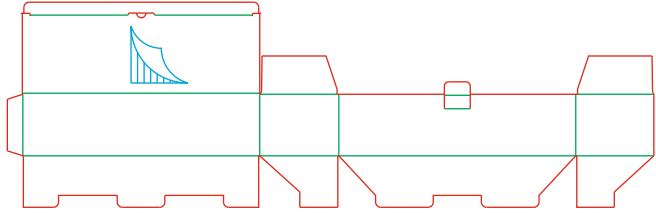


single corrugated cardboard
B flute

F509

F510

suggested use	ignition module / coil / cable box
cardboard type	B flute
internal dimensions	455 x 150 x 115 mm
external dimensions	460 x 155 x 120 mm
flat dimensions	1250 x 396 mm
box construction	FEFCO 0215
cardboard insert	-
tooling ID	81217D03




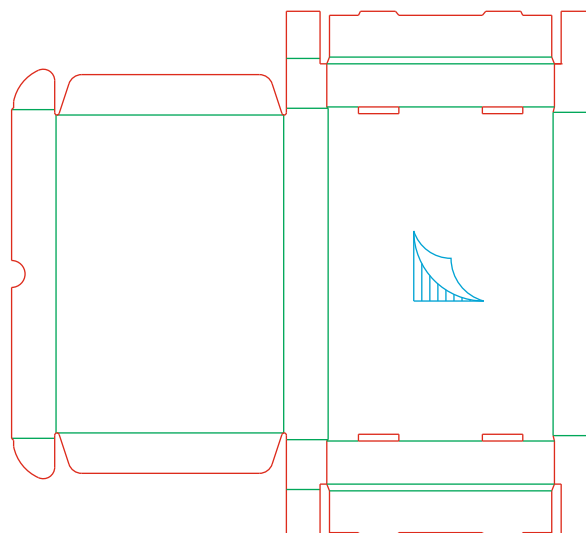
single corrugated cardboard
B flute

F510

IGNITION MODULE / COIL / CABLE BOXES

F511

suggested use	ignition module / coil / cable box
cardboard type	E flute
internal dimensions	238 x 165 x 30 mm
external dimensions	250 x 170 x 33 mm
flat dimensions	433 x 390 mm
box construction	FEFCO 0427
cardboard insert	-
tooling ID	140212W01



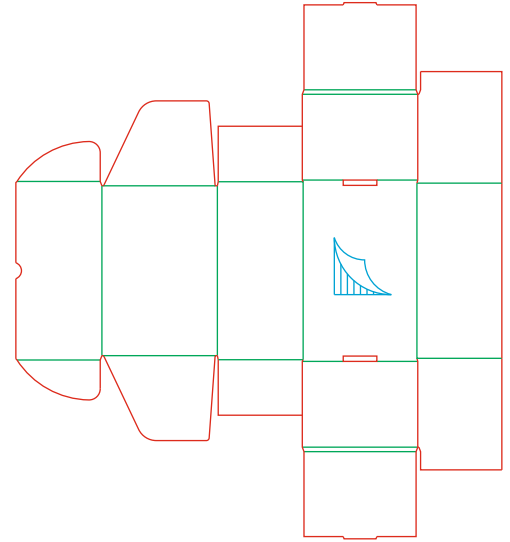


single corrugated cardboard
E flute

F511

F512

suggested use	ignition module / coil / cable box
cardboard type	B flute
internal dimensions	300 x 200 x 150 mm
external dimensions	328 x 210 x 155 mm
flat dimensions	867 x 957 mm
box construction	FEFCO 0427
cardboard insert	-
tooling ID	140821H08


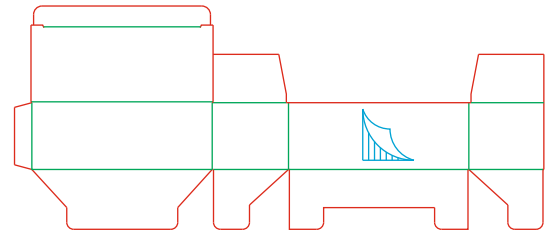


single corrugated cardboard
B flute

F512

F513

suggested use	ignition module / coil / cable box
cardboard type	E flute
internal dimensions	205 x 85 x 75 mm
external dimensions	210 x 90 x 80 mm
flat dimensions	296 x 257 mm
box construction	FEFCO 0215
cardboard insert	W513
tooling ID	151105B03


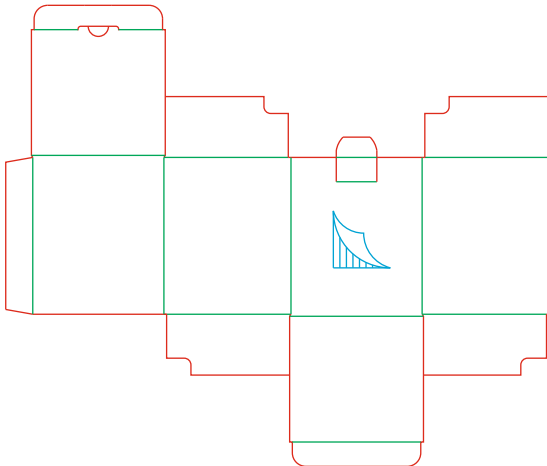
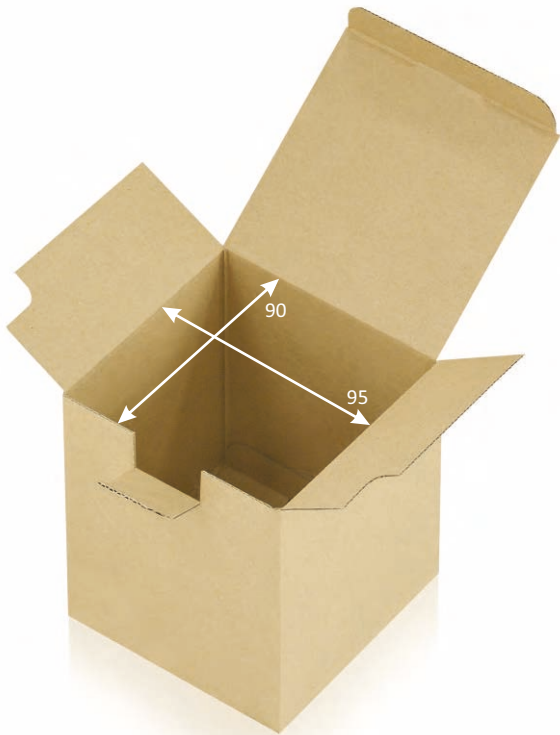


single corrugated cardboard
E flute

F513

F514

suggested use	ignition module / coil / cable box
cardboard type	E flute
internal dimensions	95 x 90 x 113 mm
external dimensions	100 x 98 x 120 mm
flat dimensions	191 x 341 mm
box construction	FEFCO 0211
cardboard insert	-
tooling ID	160223H10



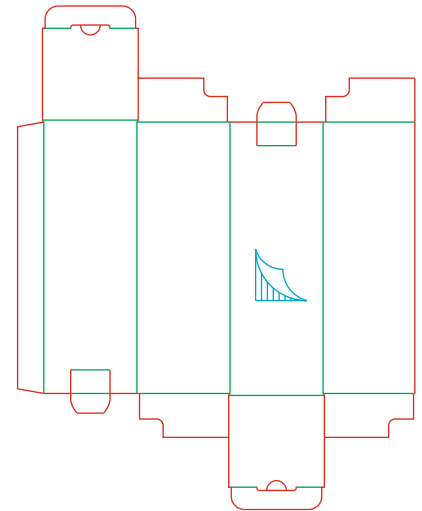

single corrugated cardboard
E flute

F514

IGNITION MODULE / COIL / CABLE BOXES

F515

suggested use	ignition module / coil / cable box
cardboard type	E flute
internal dimensions	70 x 70 x 205 mm
external dimensions	73 x 73 x 212 mm
flat dimensions	142 x 384 mm
box construction	FEFCO 0211
cardboard insert	-
tooling ID	160223H09


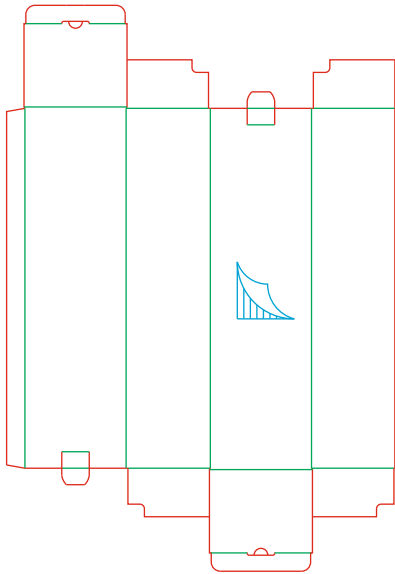
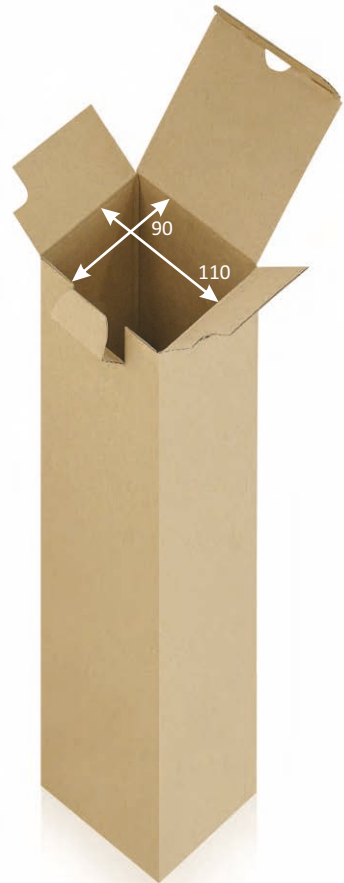


single corrugated cardboard
E flute

F515

F516

suggested use	ignition module / coil / cable box
cardboard type	E flute
internal dimensions	110 x 90 x 393 mm
external dimensions	113 x 95 x 398 mm
flat dimensions	203 x 618 mm
box construction	FEFCO 0211
cardboard insert	-
tooling ID	160223H11

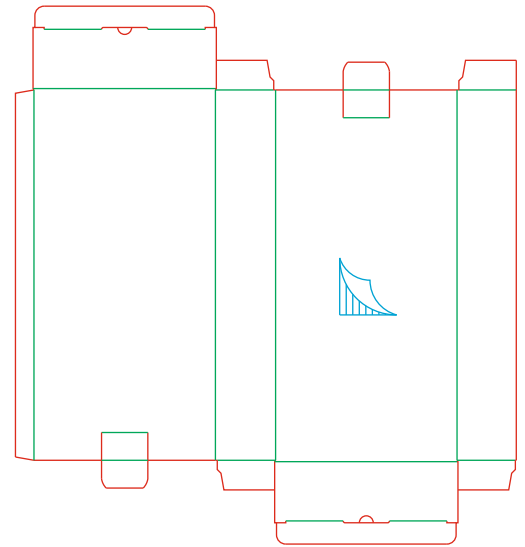


F516



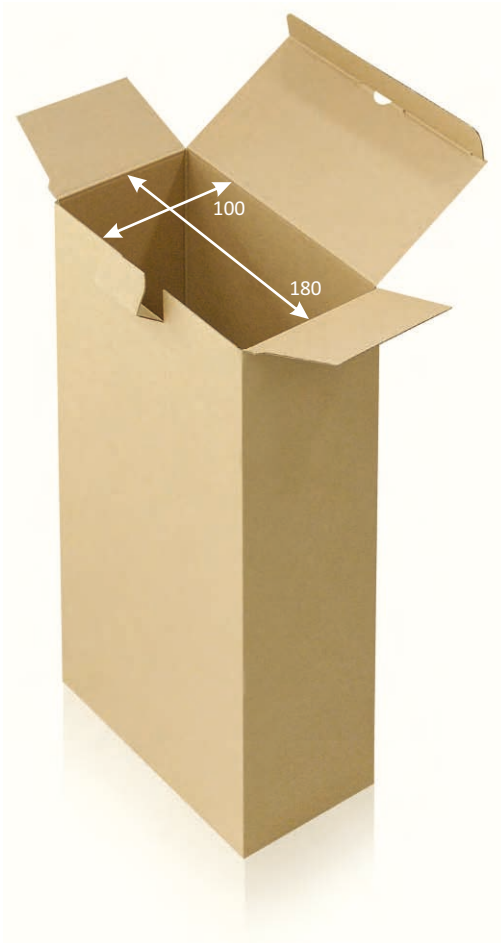
F517

suggested use	ignition module / coil / cable box
cardboard type	E flute
internal dimensions	195 x 60 x 400 mm
external dimensions	198 x 67 x 405 mm
flat dimensions	261 x 581 mm
box construction	FEFCO 0211
cardboard insert	-
tooling ID	160223H12



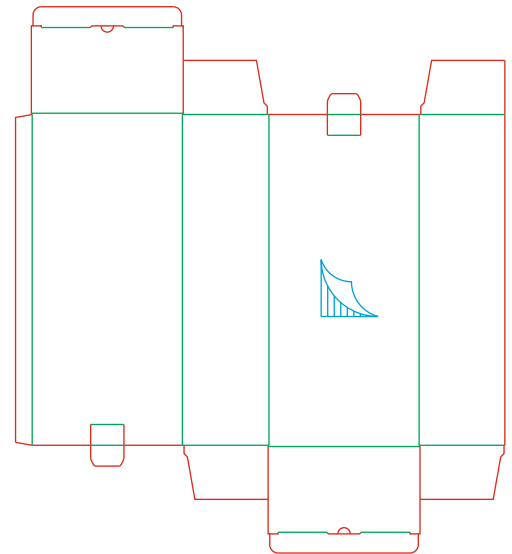
single corrugated cardboard
E flute

F517



F518

suggested use	ignition module / coil / cable box
cardboard type	E flute
internal dimensions	180 x 100 x 400 mm
external dimensions	182 x 105 x 402 mm
flat dimensions	284 x 656 mm
box construction	FEFCO 0211
cardboard insert	-
tooling ID	160223H13

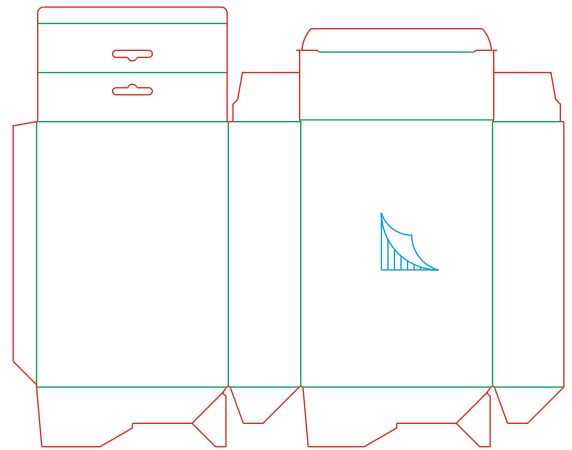



single corrugated cardboard
E flute

F518

F519


suggested use	ignition module / coil / cable box
cardboard type	E flute
internal dimensions	163 x 57 x 225 mm
external dimensions	166 x 62 x 270 mm
flat dimensions	226 x 325 mm
box construction	FEFCO 0713
cardboard insert	-
tooling ID	160223H08



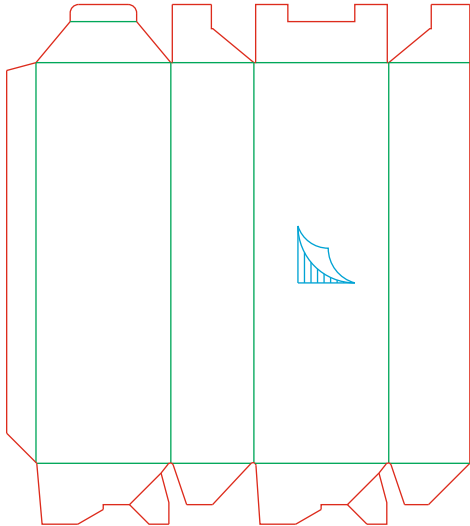
single corrugated cardboard
E flute

F519

F520



suggested use	ignition module / coil / cable box
cardboard type	E flute
internal dimensions	136 x 83 x 407 mm
external dimensions	142 x 86 x 410 mm
flat dimentions	223 x 469 mm
box construction	FEFCO 0713/0215
cardboard insert	-
tooling ID	160715U13



single corrugated cardboard
E flute

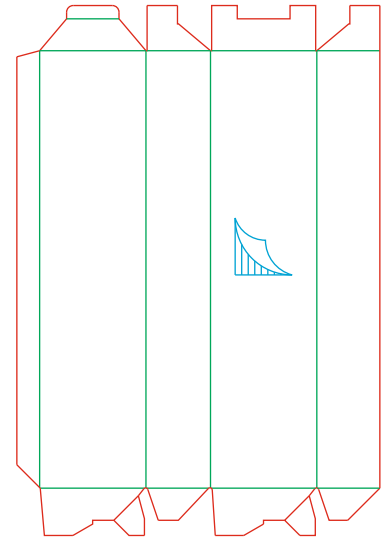
F520

IGNITION MODULE / COIL / CABLE BOXES



F521

suggested use	ignition module / coil / cable box
cardboard type	E flute
internal dimensions	138 x 83 x 573 mm
external dimensions	145 x 86 x 578 mm
flat dimensions	225 x 635 mm
box construction	FEFCO 0713/0215
cardboard insert	-
tooling ID	160715U12


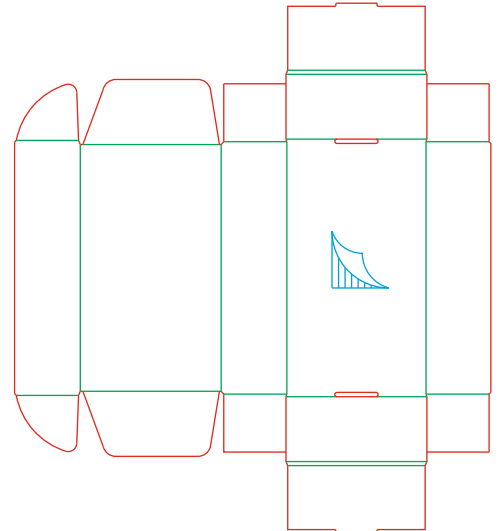


single corrugated cardboard
E flute

F521

F522

suggested use	ignition module / coil / cable box
cardboard type	E flute
internal dimensions	285 x 160 x 73 mm
external dimensions	300 x 165 x 78 mm
flat dimensions	551 x 612 mm
box construction	FEFCO 0427
cardboard insert	-
tooling ID	161028U03




single corrugated cardboard
E flute


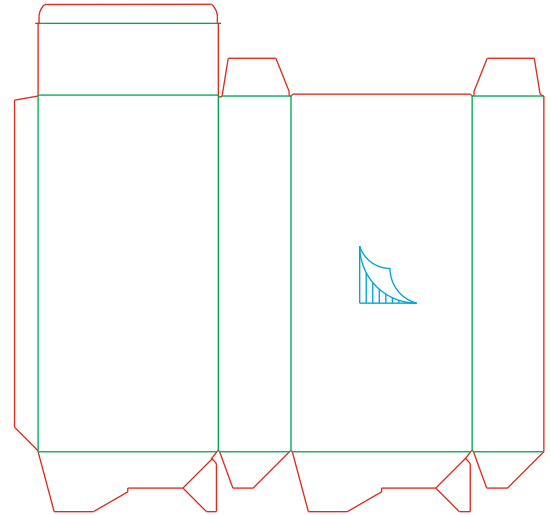
F522

IGNITION MODULE / COIL / CABLE BOXES

F523



suggested use	ignition module / coil / cable box
cardboard type	E flute
internal dimensions	190 x 75 x 375 mm
external dimensions	193 x 78 x 380 mm
flat dimensions	268 x 474 mm
box construction	FEFCO 0713
cardboard insert	-
tooling ID	171024C07

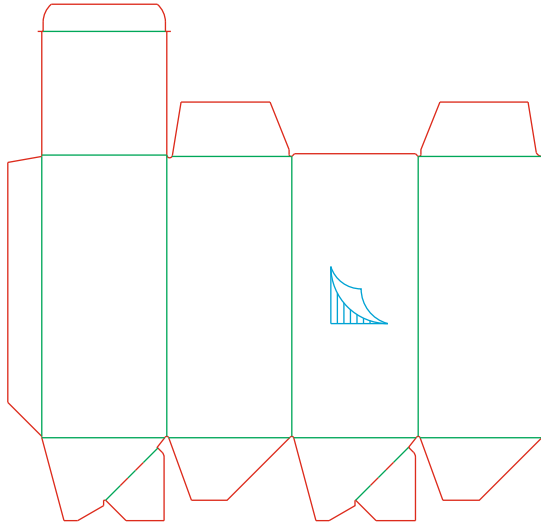
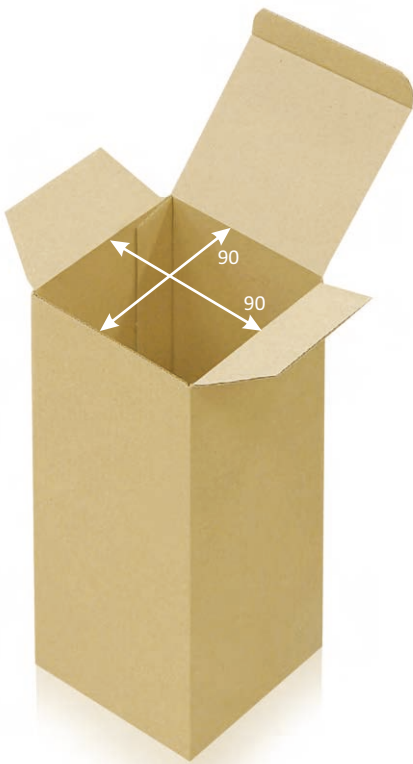


single corrugated cardboard
E flute

F523

F524

suggested use	ignition module / coil / cable box
cardboard type	E flute
internal dimensions	90 x 90 x 205 mm
external dimensions	93 x 94 x 210 mm
flat dimitions	184 x 319 mm
box construction	FEFCO 0713
cardboard insert	-
tooling ID	171024C08



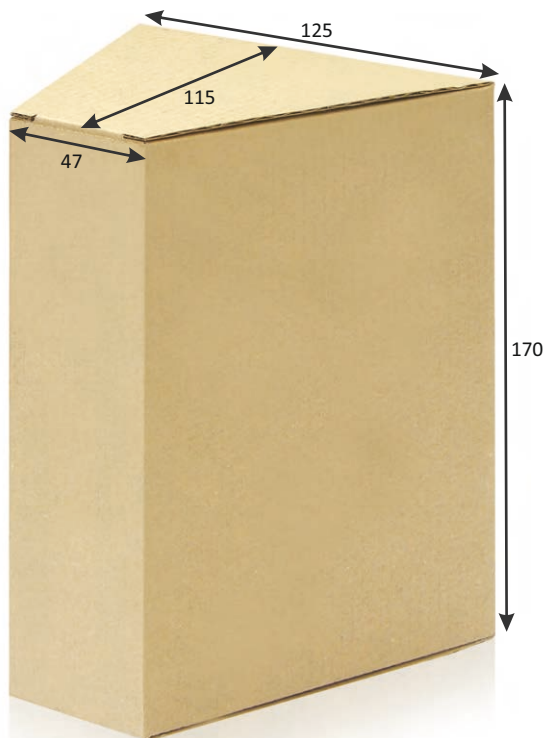
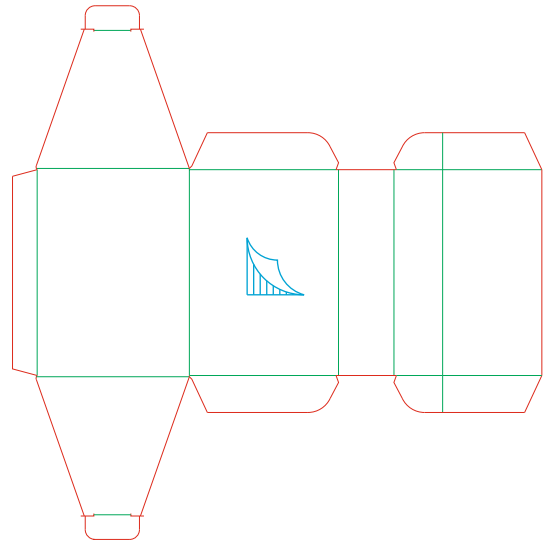

single corrugated cardboard
E flute

F524

IGNITION MODULE / COIL / CABLE BOXES

F525

suggested use	ignition module / coil / cable box
cardboard type	E flute
internal dimensions	43/123 x 112 x 165 mm
external dimensions	47/125 x 115 x 170 mm
flat dimensions	203 x 433 mm
box construction	FEFCO 0211
cardboard insert	-
tooling ID	171024C10

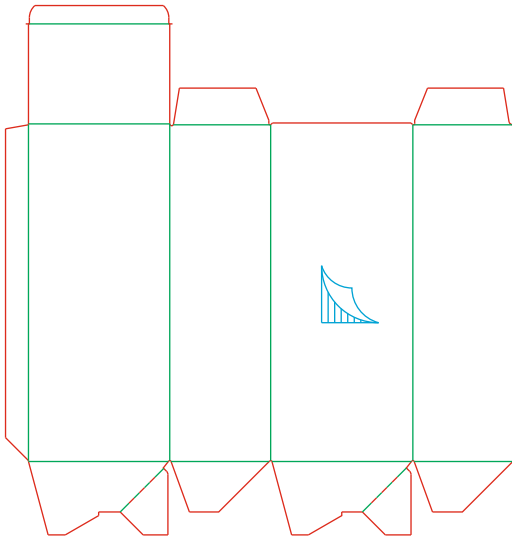
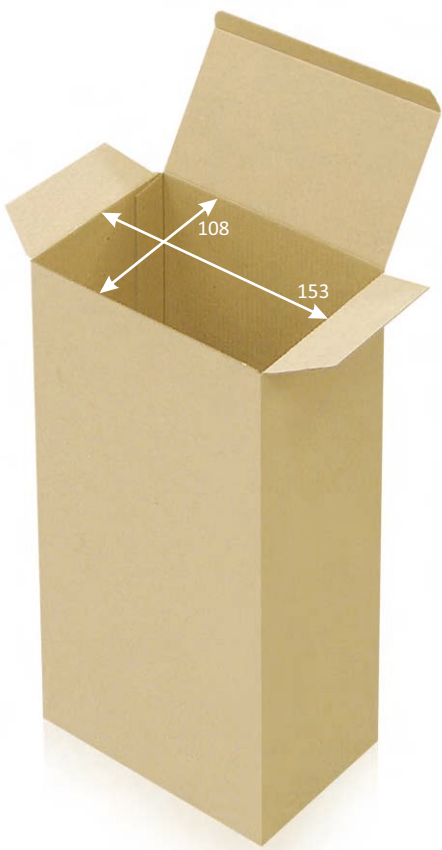


single corrugated cardboard
E flute

F525

F526

suggested use	ignition module / coil / cable box
cardboard type	E flute
internal dimensions	153 x 108 x 365 mm
external dimensions	156 x 111 x 370 mm
flat dimensions	264 x 497 mm
box construction	FEFCO 0713
cardboard insert	-
tooling ID	171024C06





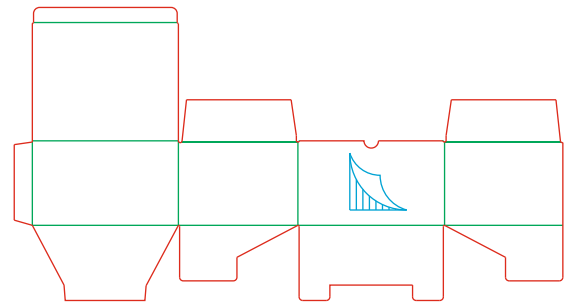

single corrugated cardboard
E flute

F526

IGNITION MODULE / COIL / CABLE BOXES

F527

suggested use	ignition module / coil / cable box
cardboard type	B flute
internal dimensions	240 x 190 x 135 mm
external dimensions	243 x 200 x 140 mm
flat dimensions	440 x 485 mm
box construction	FEFCO 0215
cardboard insert	-
tooling ID	180208104



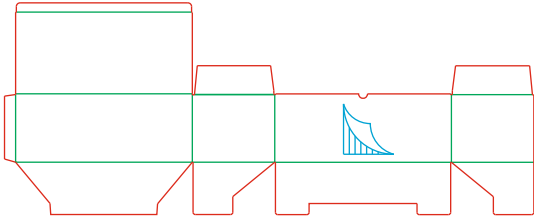


single corrugated cardboard
B flute

F527

F528

suggested use	ignition module / coil / cable box
cardboard type	B flute
internal dimensions	475 x 215 x 180 mm
external dimensions	480 x 225 x 185 mm
flat dimensions	701 x 572 mm
box construction	FEFCO 0215
cardboard insert	-
tooling ID	180104B05/180306B01



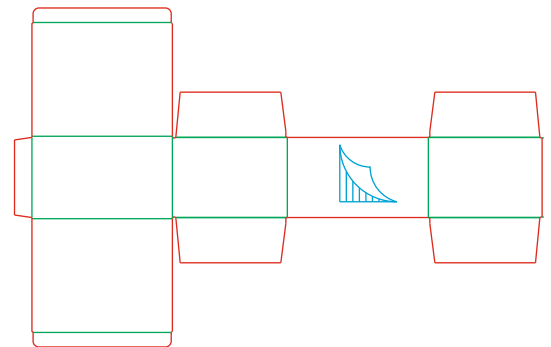



single corrugated cardboard
B flute

F528

F529

suggested use	ignition module / coil / cable box
cardboard type	B flute
internal dimensions	240 x 195 x 135 mm
external dimensions	243 x 200 x 145 mm
flat dimensions	440 x 584 mm
box construction	FEFCO 0210
cardboard insert	-
tooling ID	180104B03



single corrugated cardboard
B flute


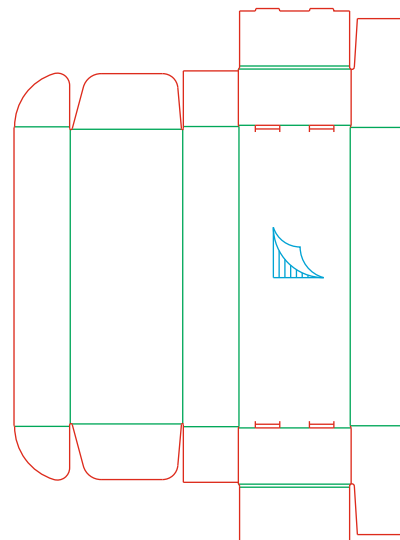
F529

NEW



F529A

suggested use	ignition module / coil / cable box
cardboard type	E flute
internal dimensions	480 x 180 x 90 mm
external dimensions	495 x 185 x 93 mm
flat dimensions	641 x 877 mm
box construction	FEFCO 0427
cardboard insert	-
tooling ID	180723C07




single corrugated cardboard
E flute

F529A



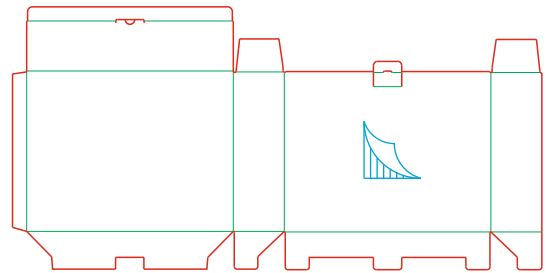
IGNITION MODULE / COIL / CABLE BOXES

NEW



F529B

suggested use	ignition module / coil / cable box
cardboard type	B flute
internal dimensions	430 x 105 x 335 mm
external dimensions	440 x 110 x 340 mm
flat dimensions	556 x 546 mm
box construction	FEFCO 0215
cardboard insert	-
tooling ID	190121B01



single corrugated cardboard
B flute



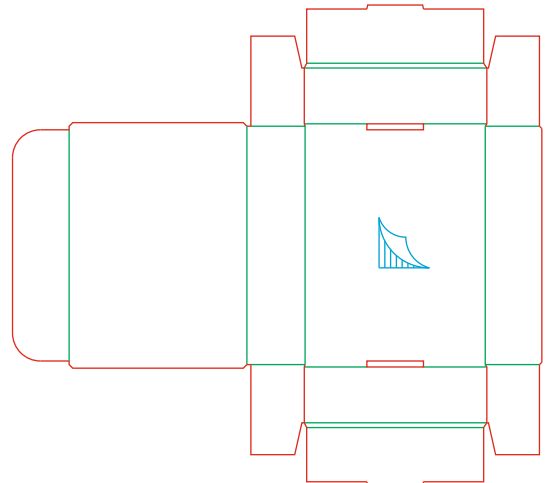
F529B

NEW



F529C

suggested use	ignition module / coil / cable box
cardboard type	B flute
internal dimensions	290 x 225 x 70 mm
external dimensions	310 x 230 x 75 mm
flat dimensions	664 x 603 mm
box construction	FEFCO 0421
cardboard insert	-
tooling ID	190516C05



single corrugated cardboard
B flute

F529C



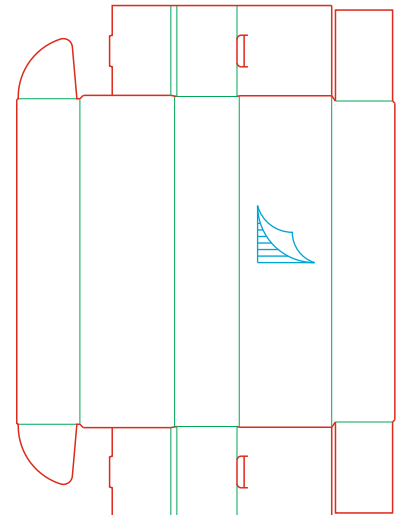
IGNITION MODULE / COIL / CABLE BOXES

NEW



F529D

suggested use	ignition module / coil / cable box
cardboard type	B flute
internal dimensions	420 x 120 x 80 mm
external dimensions	440 x 127 x 85 mm
flat dimensions	681 x 503 mm
box construction	FEFCO 0471
cardboard insert	-
tooling ID	180917C05





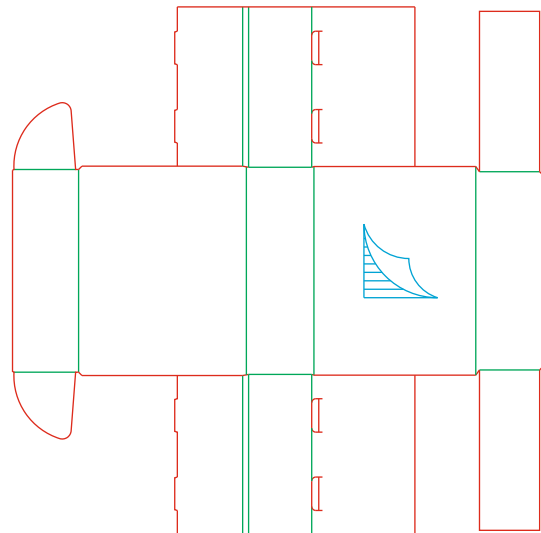
single corrugated cardboard
B flute

F529D



F529E

suggested use	ignition module / coil / cable box
cardboard type	B flute
internal dimensions	260 x 215 x 85 mm
external dimensions	280 x 225 x 92 mm
flat dimensions	711 x 713 mm
box construction	FEFCO 0471
cardboard insert	-
tooling ID	180917C06



single corrugated cardboard
B flute

F529E


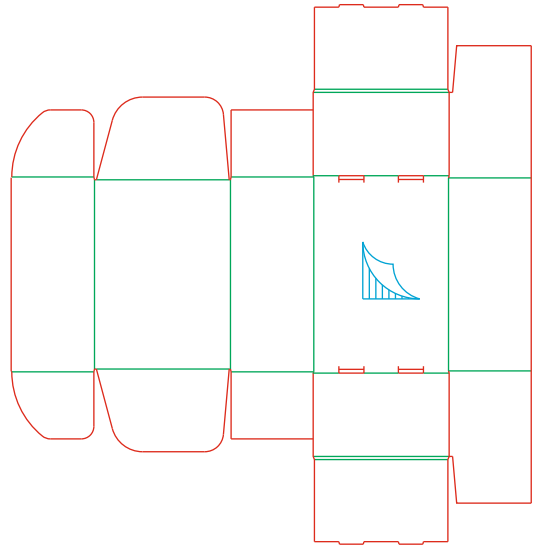
IGNITION MODULE / COIL / CABLE BOXES

NEW



F529F

suggested use	ignition module / coil / cable box
cardboard type	E flute
internal dimensions	300 x 215 x 130 mm
external dimensions	315 x 220 x 135 mm
flat dimensions	830 x 861 mm
box construction	FEFCO 0427
cardboard insert	-
tooling ID	190809103




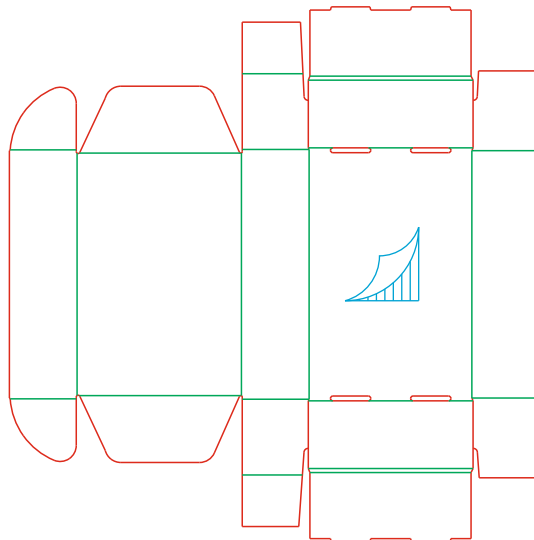
single corrugated cardboard
E flute

F529F



F529G

suggested use	ignition module / coil / cable box
cardboard type	E flute
internal dimensions	300 x 200 x 80 mm
external dimensions	315 x 205 x 85 mm
flat dimensions	657 x 664 mm
box construction	FEFCO 0427
cardboard insert	-
tooling ID	P20061630



single corrugated cardboard
E flute

F529G



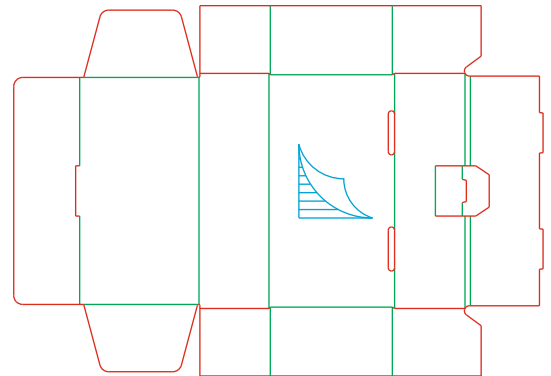
IGNITION MODULE / COIL / CABLE BOXES

NEW



F529I

suggested use	ignition module / coil / cable box
cardboard type	B flute
internal dimensions	253 x 125 x 75 mm
external dimensions	260 x 140 x 80 mm
flat dimensions	413 x 590 mm
box construction	FEFCO 0426
cardboard insert	-
tooling ID	P22021463



single corrugated cardboard
B flute


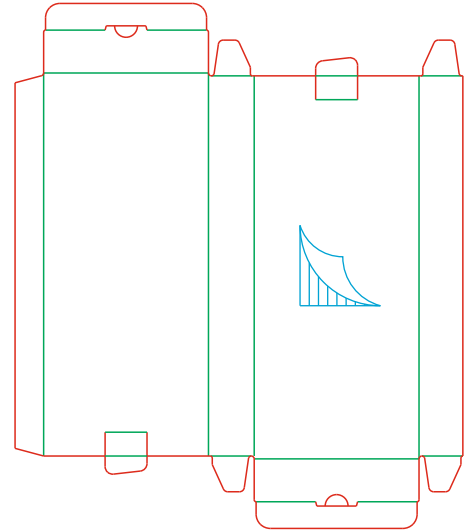
F529I

NEW



F529J

suggested use	ignition module / coil / cable box
cardboard type	B flute
internal dimensions	170 x 45 x 400 mm
external dimensions	175 x 48 x 405 mm
flat dimensions	220 x 550 mm
box construction	FEFCO 0211
cardboard insert	-
tooling ID	P22021166




single corrugated cardboard
B flute

F529J

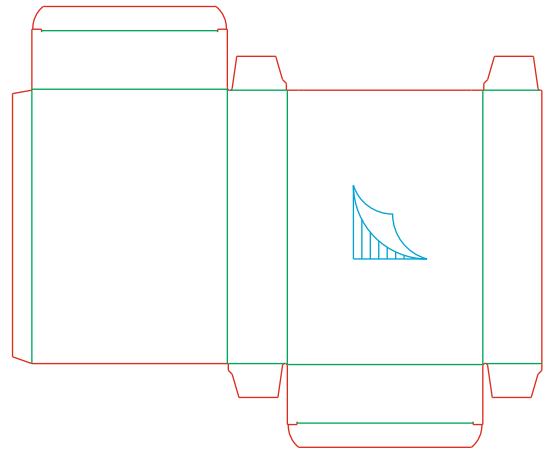
IGNITION MODULE / COIL / CABLE BOXES

NEW



F529K

suggested use	ignition module / coil / cable box
cardboard type	E flute
internal dimensions	200 x 60 x 232 mm
external dimensions	203 x 63 x 235 mm
flat dimensions	264 x 452 mm
box construction	FEFCO 0211
cardboard insert	-
tooling ID	P23010564



single corrugated cardboard
E flute


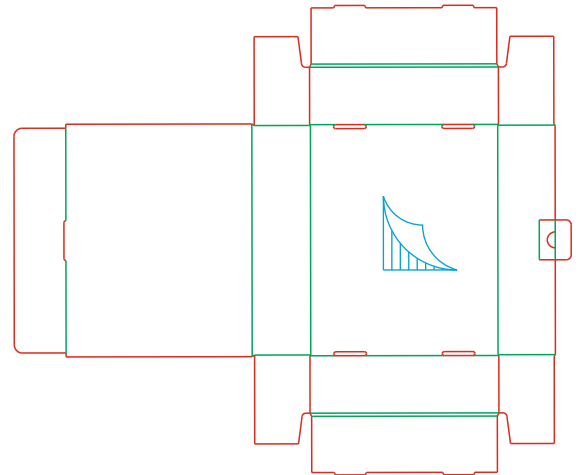
F529K

NEW



F529L

suggested use	ignition module / coil / cable box
cardboard type	E flute
internal dimensions	280 x 230 x 70 mm
external dimensions	293 x 235 x 74 mm
flat dimensions	698 x 590 mm
box construction	FEFCO 0421
cardboard insert	-
tooling ID	P23041760



single corrugated cardboard
E flute



F529L



SHOCK ABSORBER BOXES

F530

suggested use	shock absorber box
cardboard type	B flute
internal dimensions	115 x 60 x 640 mm
external dimensions	118 x 64 x 643 mm
flat dimensions	180 x 826 mm
box construction	FEFCO 0210
cardboard insert	-
tooling ID	141013H18



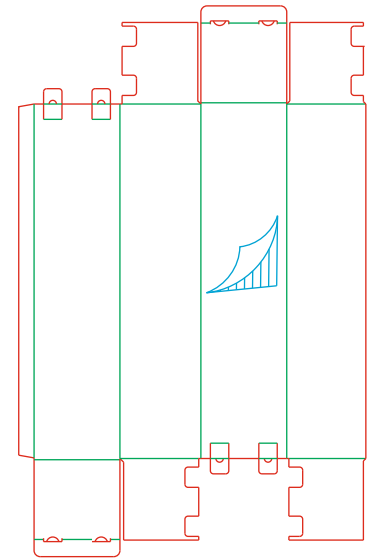


F530

SHOCK ABSORBER BOXES

F531

suggested use	shock absorber box
cardboard type	B flute
internal dimensions	135 x 130 x 575 mm
external dimensions	140 x 135 x 585 mm
flat dimensions	272 x 896 mm
box construction	FEFCO 0211
cardboard insert	-
tooling ID	141013H19



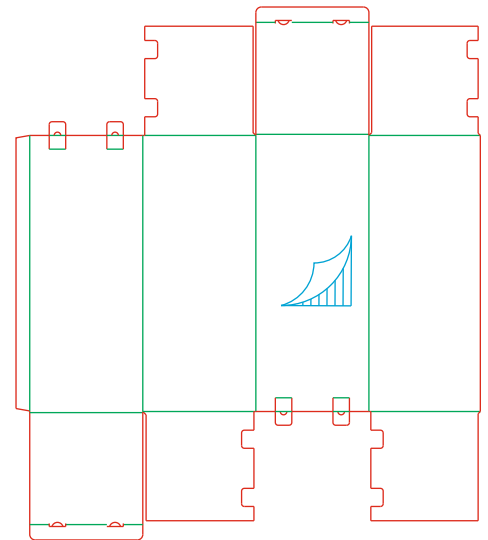



single corrugated cardboard
B flute

F531

F532

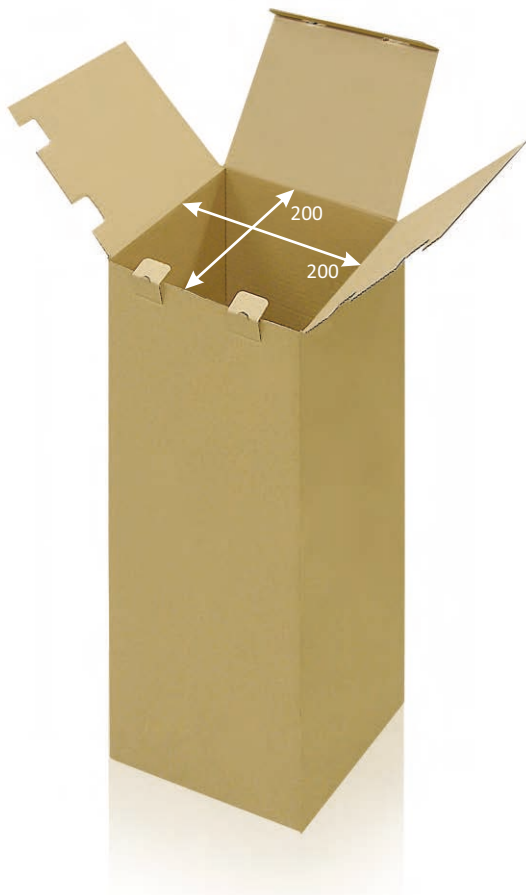
suggested use	shock absorber box
cardboard type	B flute
internal dimensions	200 x 200 x 495 mm
external dimensions	207 x 207 x 507 mm
flat dimensions	412 x 971 mm
box construction	FEFCO 0211
cardboard insert	-
tooling ID	141013H15



single corrugated cardboard
B flute



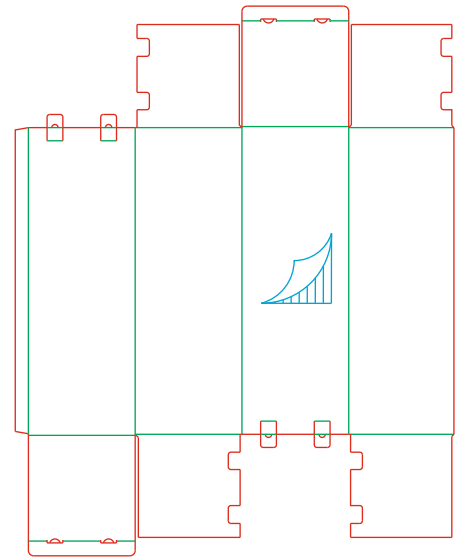
F532

SHOCK ABSORBER BOXES



F533

suggested use	shock absorber box
cardboard type	B flute
internal dimensions	200 x 200 x 580 mm
external dimensions	205 x 205 x 587 mm
flat dimensions	406 x 1045 mm
box construction	FEFCO 0211
cardboard insert	-
tooling ID	141210H15


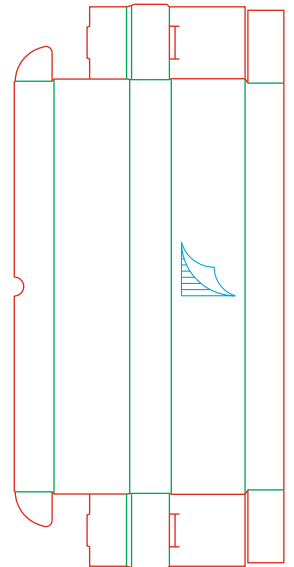


single corrugated cardboard
B flute

F533

F534

suggested use	shock absorber box
cardboard type	B flute
internal dimensions	640 x 115 x 60 mm
external dimensions	658 x 120 x 66 mm
flat dimensions	895 x 427 mm
box construction	FEFCO 0471
cardboard insert	-
tooling ID	150728H18



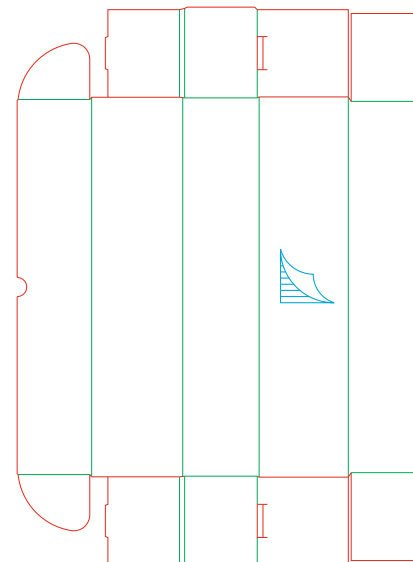


single corrugated cardboard
B flute

F534

F535

suggested use	shock absorber box
cardboard type	B flute
internal dimensions	575 x 140 x 115 mm
external dimensions	596 x 145 x 123 mm
flat dimensions	879 x 635 mm
box construction	FEFCO 0471
cardboard insert	-
tooling ID	150728H17



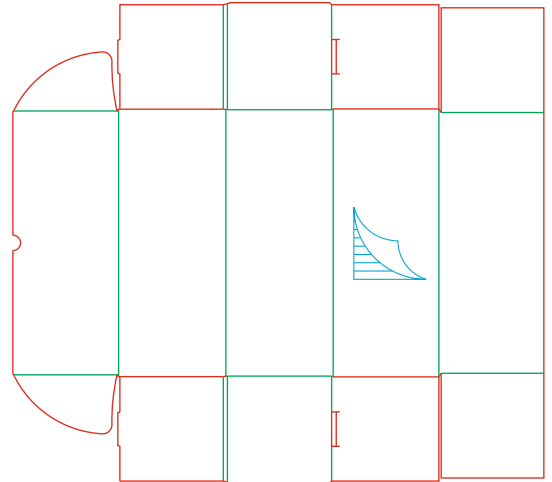


single corrugated cardboard
B flute

F535

F536

suggested use	shock absorber box
cardboard type	B flute
internal dimensions	500 x 200 x 200 mm
external dimensions	520 x 210 x 210 mm
flat dimensions	936 x 1034 mm
box construction	FEFCO 0471
cardboard insert	-
tooling ID	150728H16





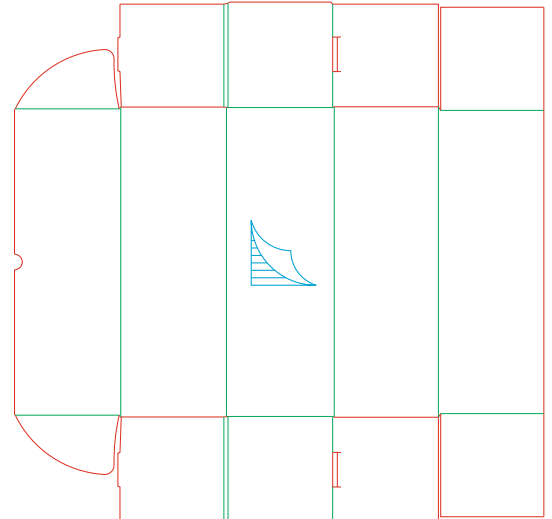
single corrugated cardboard
B flute

F536

SHOCK ABSORBER BOXES

F537

suggested use	shock absorber box
cardboard type	B flute
internal dimensions	585 x 200 x 200 mm
external dimensions	602 x 210 x 215 mm
flat dimensions	1008 x 1026 mm
box construction	FEFCO 0471
cardboard insert	-
tooling ID	150924H12


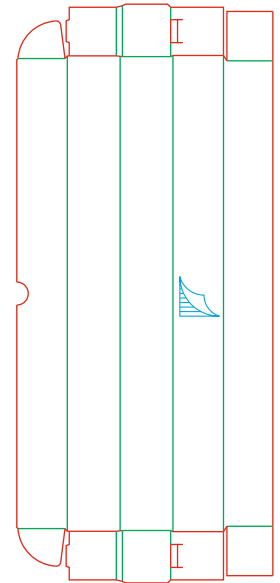



single corrugated cardboard
B flute

F537

F538

suggested use	shock absorber box
cardboard type	B flute
internal dimensions	600 x 63 x 63 mm
external dimensions	620 x 80 x 70 mm
flat dimensions	756 x 334 mm
box construction	FEFCO 0471
cardboard insert	-
tooling ID	160412H12



single corrugated cardboard
B flute



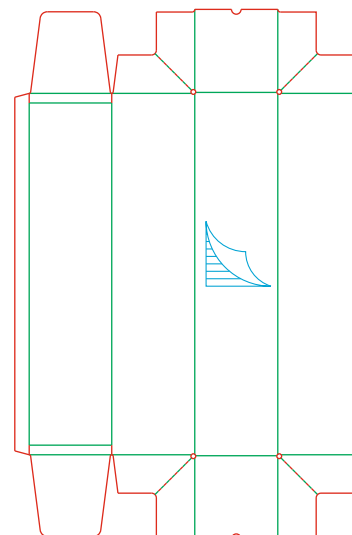
F538

SHOCK ABSORBER BOXES



F539

suggested use	shock absorber box
cardboard type	B flute
internal dimensions	750 x 170 x 170 mm
external dimensions	760 x 177 x 175 mm
flat dimensions	1103 x 345 mm
box construction	FEFCO 0227
cardboard insert	-
tooling ID	170313C20





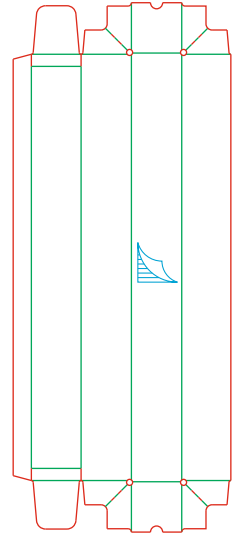
single corrugated cardboard
B flute

F539



F540

suggested use	shock absorber box
cardboard type	B flute
internal dimensions	700 x 80 x 80 mm
external dimensions	710 x 87 x 85 mm
flat dimensions	873 x 165 mm
box construction	FEFCO 0227
cardboard insert	-
tooling ID	170313C22





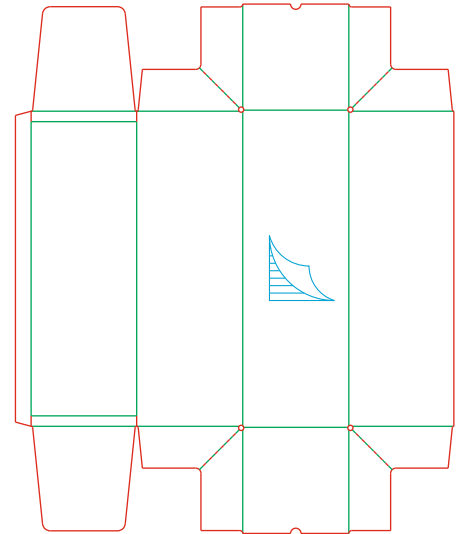
single corrugated cardboard
B flute

F540

SHOCK ABSORBER BOXES

F541

suggested use	shock absorber box
cardboard type	B flute
internal dimensions	600 x 200 x 200 mm
external dimensions	610 x 205 x 205 mm
flat dimensions	1013 x 405 mm
box construction	FEFCO 0227
cardboard insert	-
tooling ID	170313C23


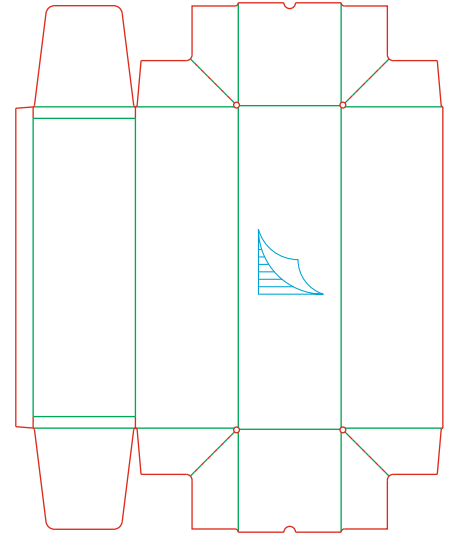



single corrugated cardboard
B flute

F541

F542

suggested use	shock absorber box
cardboard type	B flute
internal dimensions	550 x 175 x 175 mm
external dimensions	560 x 180 x 180 mm
flat dimensions	916 x 355 mm
box construction	FEFCO 0227
cardboard insert	-
tooling ID	170203B01



single corrugated cardboard
B flute



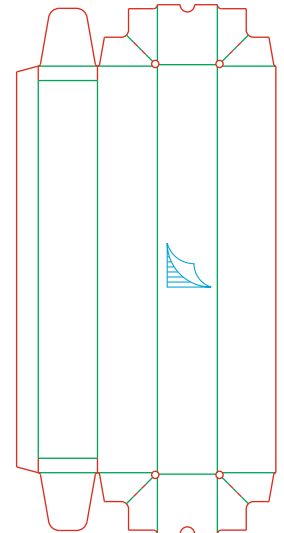
F542

SHOCK ABSORBER BOXES



F543

suggested use	shock absorber box
cardboard type	B flute
internal dimensions	560 x 80 x 80 mm
external dimensions	570 x 85 x 85 mm
flat dimensions	733 x 165 mm
box construction	FEFCO 0227
cardboard insert	-
tooling ID	170313C21



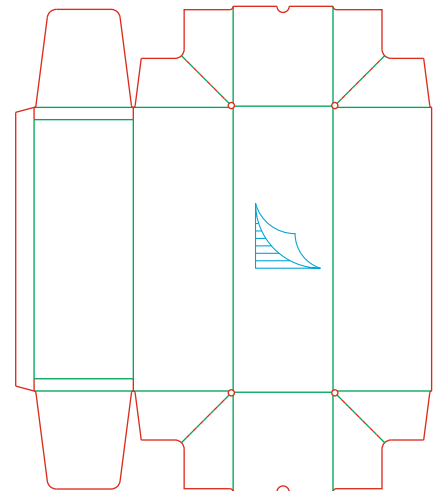



single corrugated cardboard
B flute

F543

F544


suggested use	shock absorber box
cardboard type	B flute
internal dimensions	460 x 160 x 160 mm
external dimensions	470 x 165 x 165 mm
flat dimensions	793 x 325 mm
box construction	FEFCO 0227
cardboard insert	-
tooling ID	170313C24



single corrugated cardboard
B flute


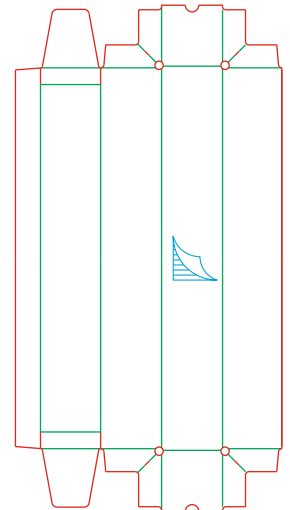
F544

SHOCK ABSORBER BOXES



F545

suggested use	shock absorber box
cardboard type	B flute
internal dimensions	450 x 70 x 70 mm
external dimensions	460 x 75 x 75 mm
flat dimensions	606 x 143 mm
box construction	FEFCO 0227
cardboard insert	-
tooling ID	170203B04



single corrugated cardboard
B flute



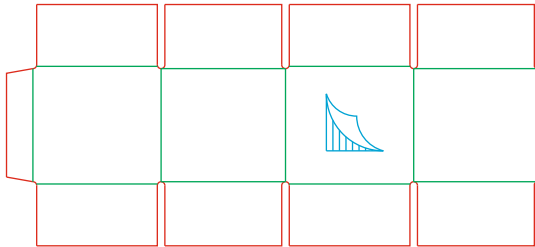

F545



TRANSPORT BOXES

F550



suggested use	transport box
cardboard type	EB flute
internal dimensions	165 x 160 x 145 mm
external dimensions	175 x 165 x 157 mm
flat dimensions	335 x 320 mm
box construction	FEFCO 0201
cardboard insert	-
tooling ID	130329B06



F550

F551

suggested use	transport box
cardboard type	EB flute
internal dimensions	325 x 225 x 75 mm
external dimensions	335 x 228 x 80 mm
flat dimensions	550 x 306 mm
box construction	FEFCO 0201
cardboard insert	-
tooling ID	130329B05



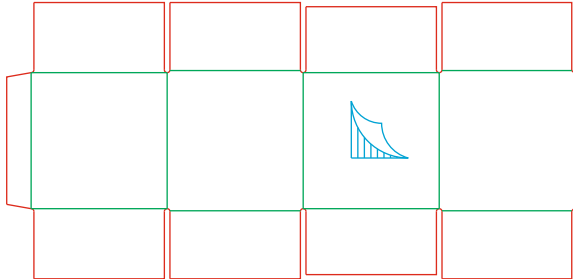



double corrugated cardboard
EB flute

F551

F552

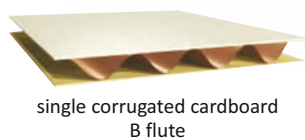

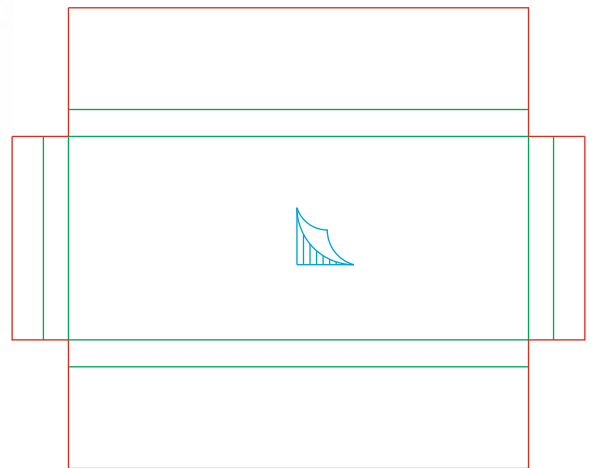

suggested use	transport box
cardboard type	EB flute
internal dimensions	195 x 190 x 190 mm
external dimensions	200 x 200 x 200 mm
flat dimensions	390 x 396 mm
box construction	FEFCO 0201
cardboard insert	-
tooling ID	140107H03



F552

F553



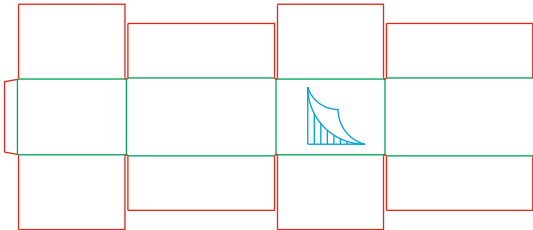
suggested use	transport box
cardboard type	B flute
internal dimensions	730 x 320 x 35mm
external dimensions	735 x 330 x 42 mm
flat dimensions	915 x 736 mm
box construction	FEFCO 0401
cardboard insert	-
tooling ID	141008H10



F553

F554



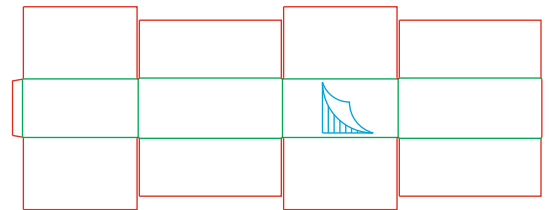

suggested use	transport box
cardboard type	EB flute
internal dimensions	400 x 290 x 200 mm
external dimensions	415 x 300 x 210 mm
flat dimensions	700 x 610 mm
box construction	FEFCO 0201
cardboard insert	-
tooling ID	150813J05



F554


F555

suggested use	transport box
cardboard type	EB flute
internal dimensions	500 x 400 x 200 mm
external dimensions	515 x 410 x 210 mm
flat dimensions	910 x 710 mm
box construction	FEFCO 0201
cardboard insert	-
tooling ID	151103B03





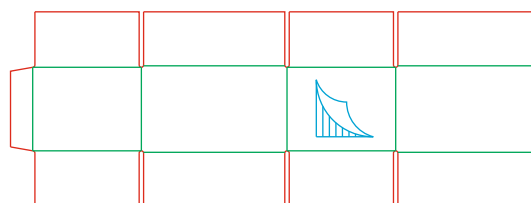
F555

NEW



F556

suggested use	transport box
cardboard type	B flute
internal dimensions	190 x 140 x 110 mm
external dimensions	198 x 150 x 120 mm
flat dimensions	345 x 263 mm
box construction	FEFCO 0201
cardboard insert	-
tooling ID	190124C07



single corrugated cardboard
B flute



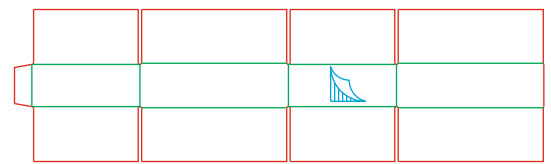
F556

NEW



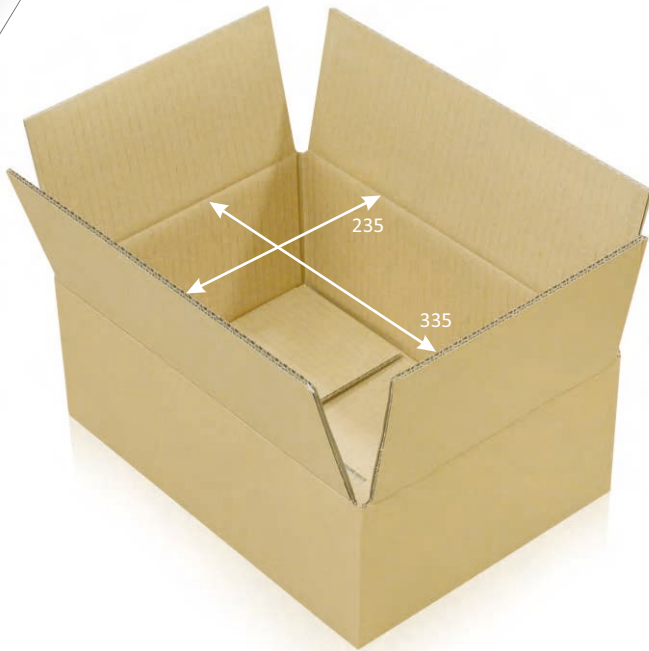
F557

suggested use	transport box
cardboard type	B flute
internal dimensions	250 x 180 x 70 mm
external dimensions	260 x 190 x 80 mm
flat dimensions	445 x 263 mm
box construction	FEFCO 0201
cardboard insert	-
tooling ID	190124C05




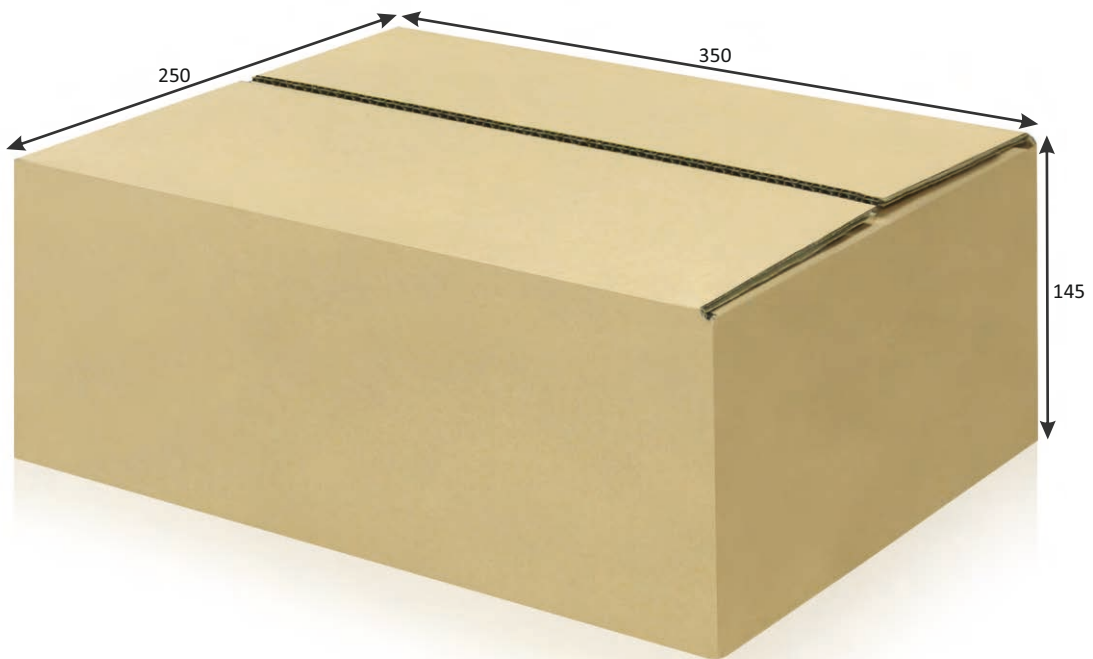
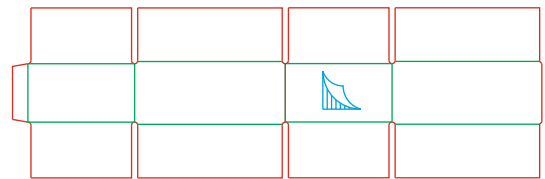
single corrugated cardboard
B flute

F557




F558

suggested use	transport box
cardboard type	BC flute
internal dimensions	335 x 235 x 125 mm
external dimensions	350 x 250 x 145 mm
flat dimensions	586 x 387 mm
box construction	FEFCO 0201
cardboard insert	-
tooling ID	190124C08



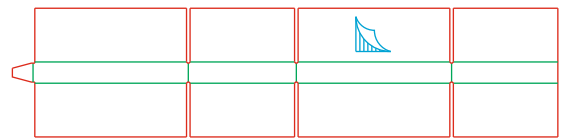


F558




F559

suggested use	transport box
cardboard type	B flute
internal dimensions	250 x 175 x 32 mm
external dimensions	267 x 187 x 40 mm
flat dimensions	100 x 48 mm
box construction	FEFCO 0201
cardboard insert	-
tooling ID	P016951




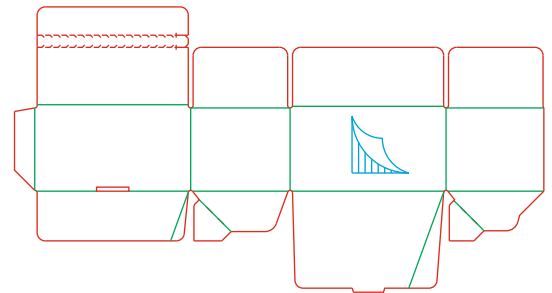
single corrugated cardboard
B flute

F559




F560

suggested use	transport box
cardboard type	B flute
internal dimensions	193 x 120 x 98 mm
external dimensions	195 x 122 x 108 mm
flat dimensions	316 x 353 mm
box construction	FEFCO 0713/0701
cardboard insert	-
tooling ID	190726I01





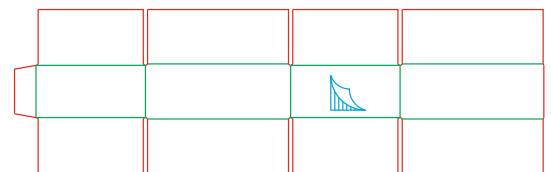
single corrugated cardboard
B flute

F560




F561

suggested use	transport box
cardboard type	B flute
internal dimensions	200 x 150 x 72 mm
external dimensions	205 x 153 x 78 mm
flat dimensions	355 x 229 mm
box construction	FEFCO 0201
cardboard insert	-
tooling ID	191014L08





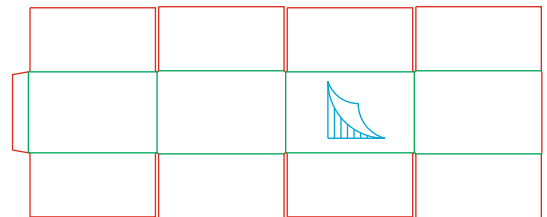
single corrugated cardboard
B flute

F561



F562

suggested use	transport box
cardboard type	B flute
internal dimensions	240 x 240 x 150 mm
external dimensions	245 x 242 x 155 mm
flat dimensions	486 x 399 mm
box construction	FEFCO 0201
cardboard insert	-
tooling ID	191014L11



single corrugated cardboard
B flute



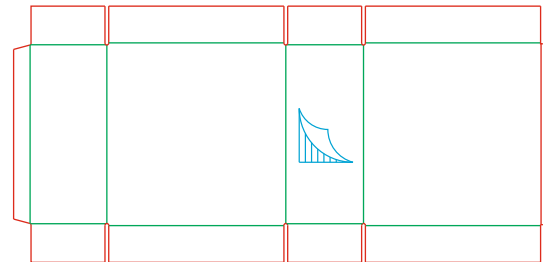
F562

NEW




F565

suggested use	transport box
cardboard type	EB flute
internal dimensions	375 x 160 x 375 mm
external dimensions	380 x 167 x 390 mm
flat dimensions	543 x 544 mm
box construction	FEFCO 0201
cardboard insert	-
tooling ID	191129L04



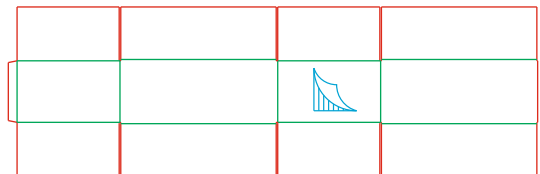


F565




F566

suggested use	transport box
cardboard type	BC flute
internal dimensions	585 x 385 x 225 mm
external dimensions	595 x 395 x 240 mm
flat dimensions	980 x 638 mm
box construction	FEFCO 0201
cardboard insert	-
tooling ID	P20101321




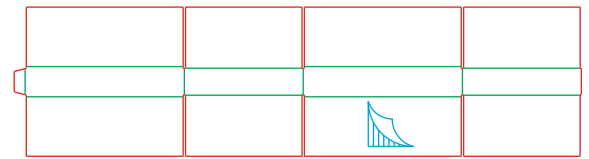
double corrugated cardboard
BC flute

F566



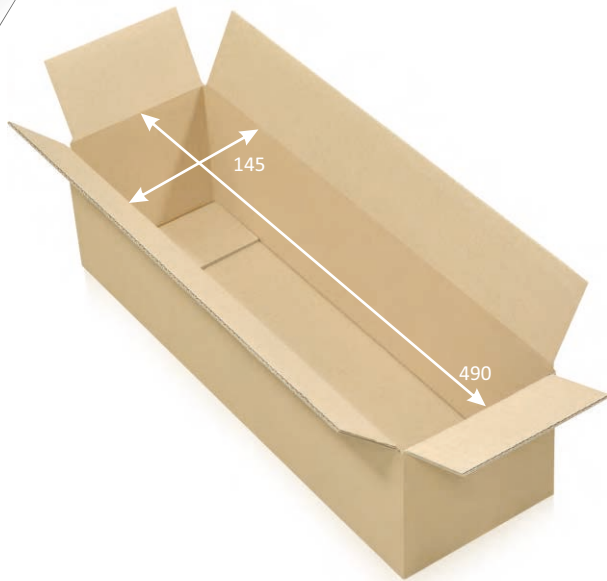
F568

suggested use	transport box
cardboard type	EB flute
internal dimensions	385 x 285 x 65 mm
external dimensions	400 x 300 x 80 mm
flat dimensions	690 x 370 mm
box construction	FEFCO 0201
cardboard insert	-
tooling ID	P20092926




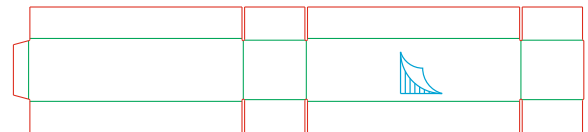
double corrugated cardboard
EB flute

F568



F569


suggested use	transport box
cardboard type	EB flute
internal dimensions	490 x 145 x 140 mm
external dimensions	500 x 155 x 145 mm
flat dimensions	640 x 290 mm
box construction	FEFCO 0201
cardboard insert	-
tooling ID	P20092927



double corrugated cardboard
EB flute



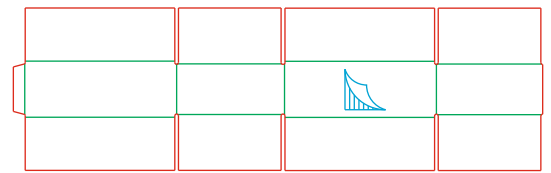
F569

NEW



F569A


suggested use	transport box
cardboard type	BC flute
internal dimensions	330 x 230 x 105 mm
external dimensions	335 x 240 x 125 mm
flat dimensions	560 x 355 mm
box construction	FEFCO 0201
cardboard insert	-
tooling ID	P20092928



double corrugated cardboard
BC flute


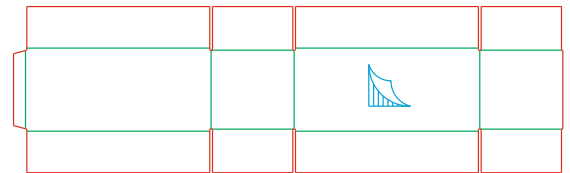
F569A

NEW



F569B


suggested use	transport box
cardboard type	BC flute
internal dimensions	540 x 230 x 225 mm
external dimensions	550 x 250 x 245 mm
flat dimensions	786 x 479 mm
box construction	FEFCO 0201
cardboard insert	-
tooling ID	P20092929



double corrugated cardboard
BC flute


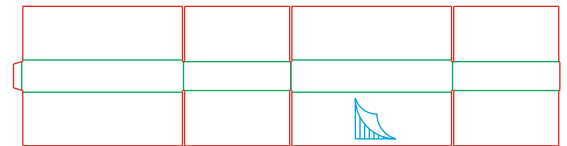
F569B

NEW



F569C


suggested use	transport box
cardboard type	BC flute
internal dimensions	580 x 380 x 105 mm
external dimensions	595 x 400 x 120 mm
flat dimensions	986 x 511 mm
box construction	FEFCO 0201
cardboard insert	-
tooling ID	P20092940



double corrugated cardboard
BC flute



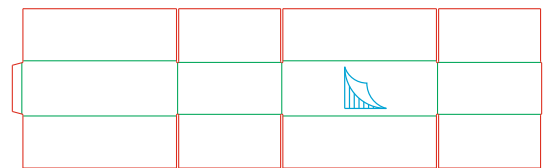
F569C

NEW




F569D

suggested use	transport box
cardboard type	BC flute
internal dimensions	565 x 375 x 190 mm
external dimensions	575 x 385 x 200 mm
flat dimensions	956 x 586 mm
box construction	FEFCO 0201
cardboard insert	-
tooling ID	P20092931





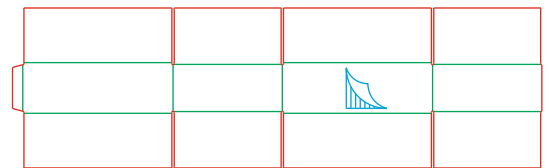
F569D

NEW




F569E

suggested use	transport box
cardboard type	BC flute
internal dimensions	510 x 365 x 160 mm
external dimensions	520 x 375 x 170 mm
flat dimensions	886 x 546 mm
box construction	FEFCO 0201
cardboard insert	-
tooling ID	P20092932





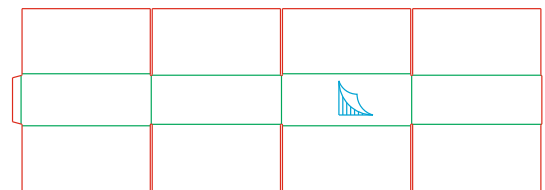
double corrugated cardboard
BC flute

F569E



F569F

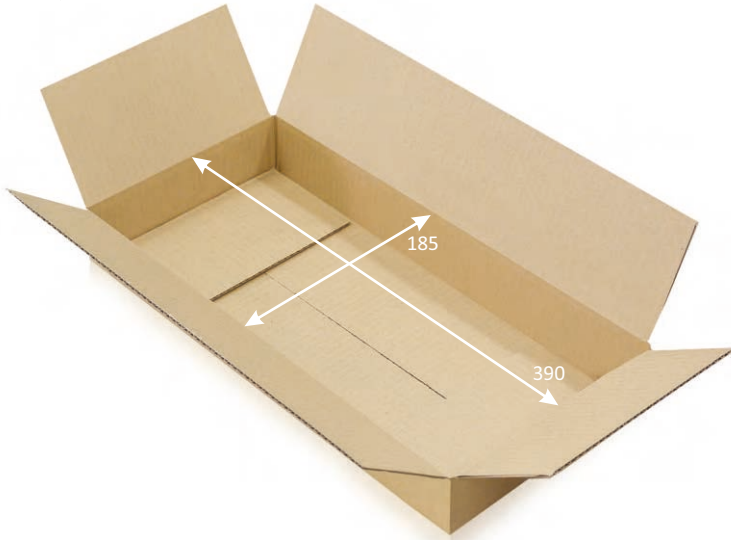
suggested use	transport box
cardboard type	BC flute
internal dimensions	530 x 525 x 195 mm
external dimensions	540 x 535 x 210 mm
flat dimensions	1066 x 746 mm
box construction	FEFCO 0201
cardboard insert	-
tooling ID	P20092933



double corrugated cardboard
BC flute



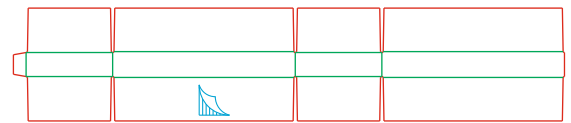
F569F

NEW



F569H

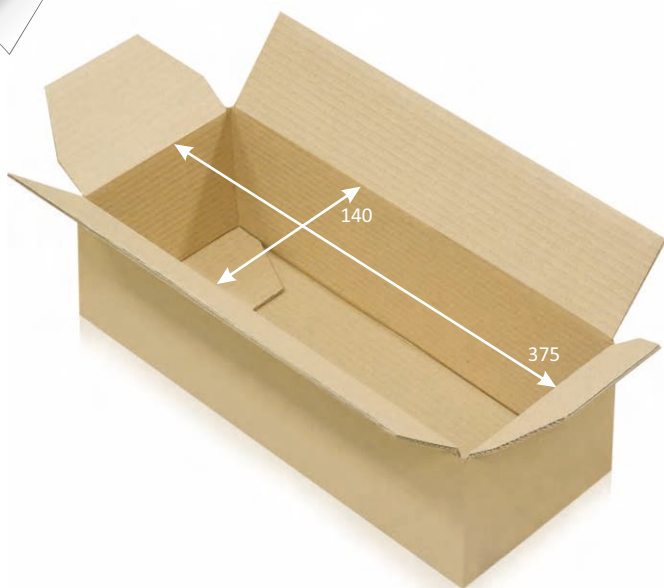
suggested use	transport box
cardboard type	B flute
internal dimensions	390 x 185 x 50 mm
external dimensions	400 x 190 x 60 mm
flat dimensions	594 x 249 mm
box construction	FEFCO 0201
cardboard insert	-
tooling ID	P21051161



single corrugated cardboard
B flute


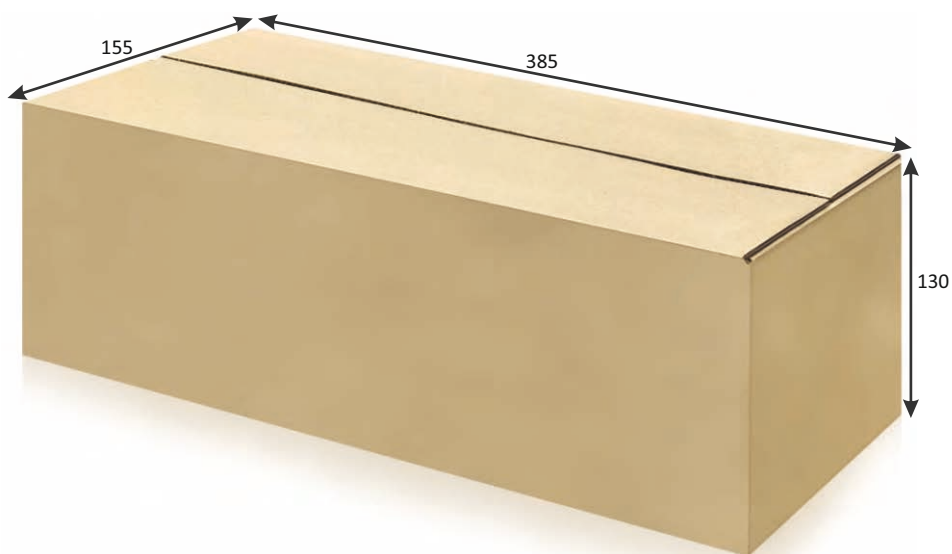
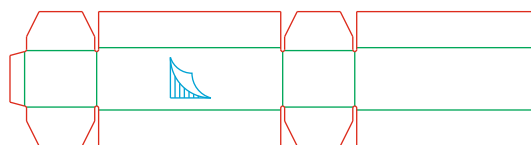
F569H

NEW



F569K


suggested use	transport box
cardboard type	BC flute
internal dimensions	375 x 140 x 110 mm
external dimensions	385 x 155 x 130 mm
flat dimensions	530 x 276 mm
box construction	FEFCO 0201
cardboard insert	-
tooling ID	P21112660



double corrugated cardboard
BC flute



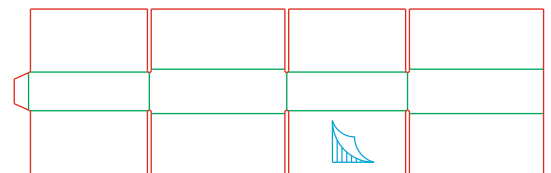
F569K

NEW



F569L

suggested use	transport box
cardboard type	BC flute
internal dimensions	280 x 240 x 80 mm
external dimensions	290 x 250 x 93 mm
flat dimensions	541 x 345 mm
box construction	FEFCO 0201
cardboard insert	-
tooling ID	P21112661





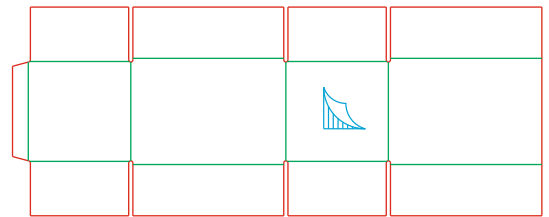
double corrugated cardboard
BC flute

F569L



F569M


suggested use	transport box
cardboard type	B flute
internal dimensions	290 x 190 x 185 mm
external dimensions	300 x 200 x 200 mm
flat dimensions	490 x 397 mm
box construction	FEFCO 0201
cardboard insert	-
tooling ID	P21112662



single corrugated cardboard
B flute



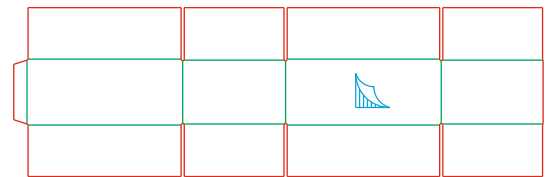
F569M

NEW



F569N

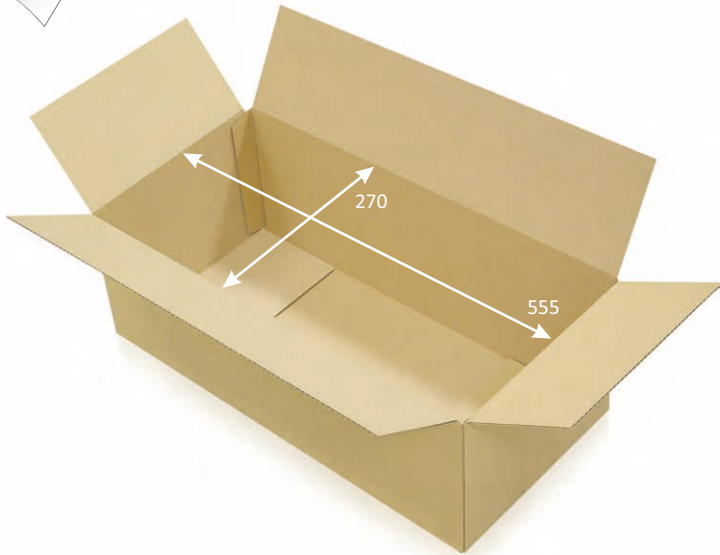
suggested use	transport box
cardboard type	B flute
internal dimensions	290 x 190 x 120 mm
external dimensions	295 x 195 x 125 mm
flat dimensions	490 x 320 mm
box construction	FEFCO 0201
cardboard insert	-
tooling ID	P21072764



single corrugated cardboard
B flute



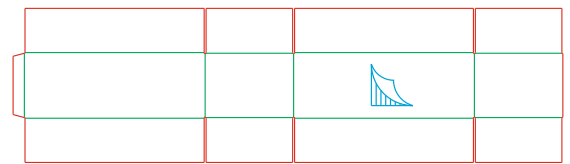
F569N

NEW



F569P

suggested use	transport box
cardboard type	B flute
internal dimensions	555 x 270 x 200 mm
external dimensions	570 x 280 x 210 mm
flat dimensions	837 x 479 mm
box construction	FEFCO 0201
cardboard insert	-
tooling ID	P22050961



single corrugated cardboard
B flute


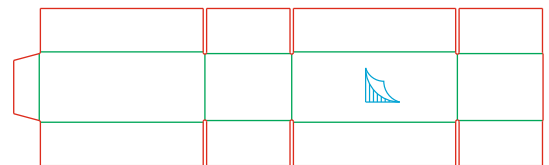
F569P

NEW




F569R

suggested use	transport box
cardboard type	B flute
internal dimensions	285 x 145 x 115 mm
external dimensions	295 x 155 x 125 mm
flat dimensions	445 x 277 mm
box construction	FEFCO 0201
cardboard insert	-
tooling ID	P22072660





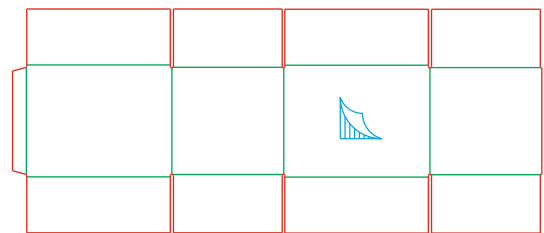
single corrugated cardboard
B flute

F569R



F569S

suggested use	transport box
cardboard type	BC flute
internal dimensions	360 x 280 x 270 mm
external dimensions	370 x 290 x 280 mm
flat dimensions	651 x 566 mm
box construction	FEFCO 0201
cardboard insert	-
tooling ID	P21072863




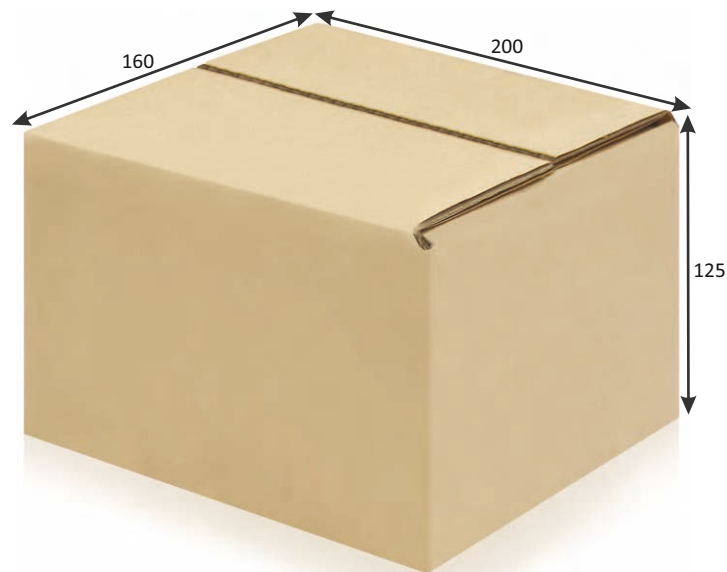
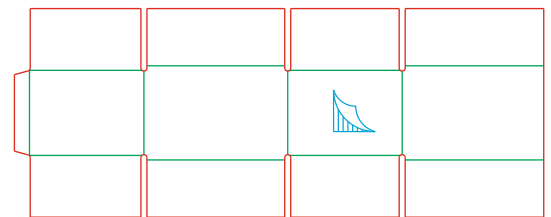
F569S

NEW



F569T

suggested use	transport box
cardboard type	BC flute
internal dimensions	180 x 150 x 105 mm
external dimensions	200 x 160 x 125 mm
flat dimensions	343 x 277 mm
box construction	FEFCO 0201
cardboard insert	-
tooling ID	P22050564




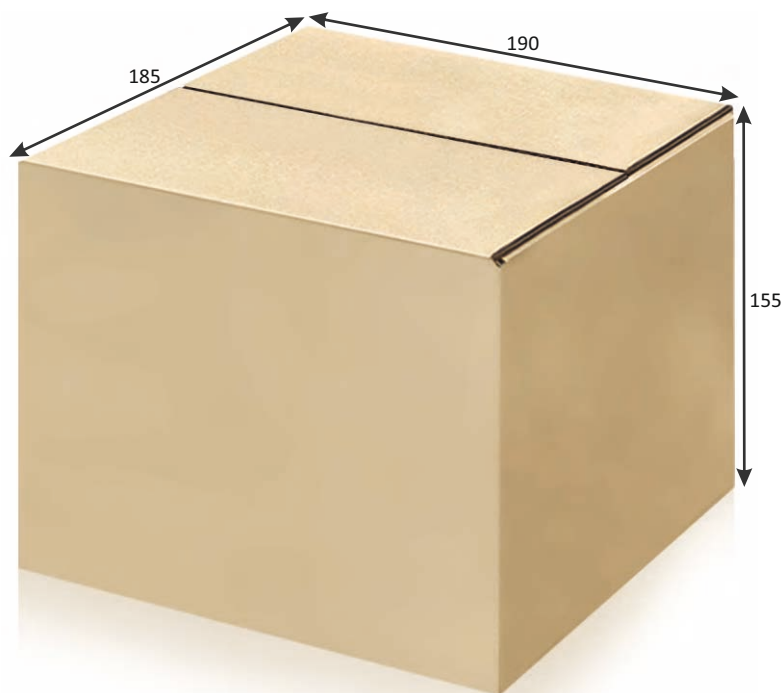
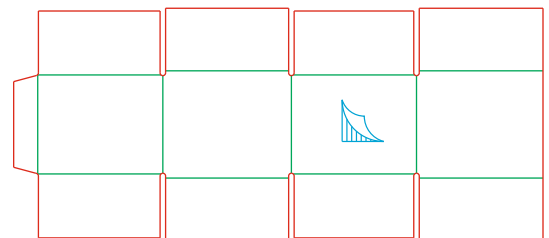
F569T

NEW



F569U

suggested use	transport box
cardboard type	BC flute
internal dimensions	180 x 180 x 145 mm
external dimensions	190 x 185 x 155 mm
flat dimensions	369 x 338 mm
box construction	FEFCO 0201
cardboard insert	-
tooling ID	P22050565




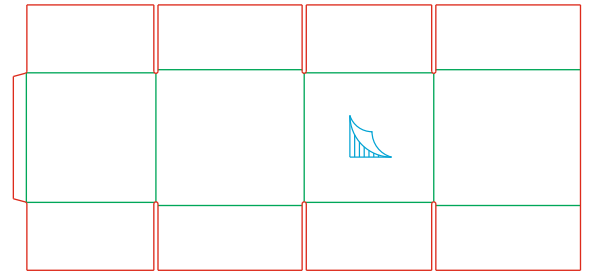
F569U

NEW



F569W


suggested use	transport box
cardboard type	BC flute
internal dimensions	270 x 240 x 245 mm
external dimensions	285 x 255 x 265 mm
flat dimensions	534 x 510 mm
box construction	FEFCO 0201
cardboard insert	-
tooling ID	P22050566



double corrugated cardboard
BC flute



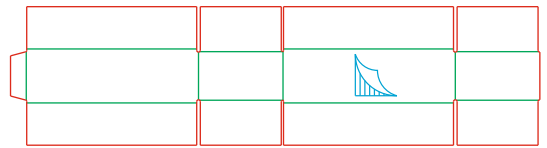
F569W

NEW



F569X

suggested use	transport box
cardboard type	BC flute
internal dimensions	380 x 175 x 105 mm
external dimensions	395 x 190 x 120 mm
flat dimensions	571 x 308 mm
box construction	FEFCO 0201
cardboard insert	-
tooling ID	P21072861



double corrugated cardboard
BC flute


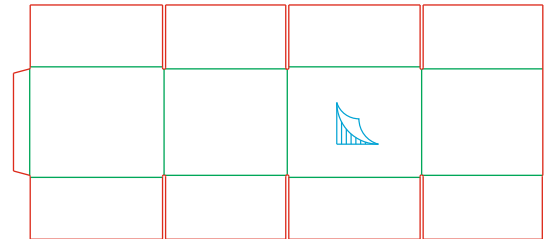
F569X

NEW



F569Z


suggested use	transport box
cardboard type	EB flute
internal dimensions	260 x 235 x 210 mm
external dimensions	270 x 245 x 220 mm
flat dimensions	508 x 462 mm
box construction	FEFCO 0201
cardboard insert	-
tooling ID	P23091965



double corrugated cardboard
EB flute



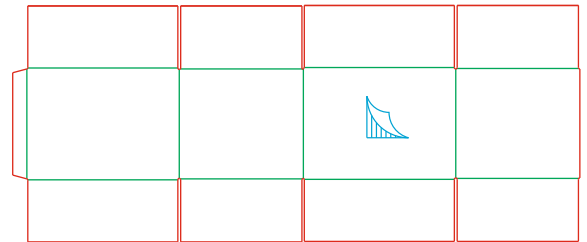
F569Z

NEW



F569Z.001

suggested use	transport box
cardboard type	B flute
internal dimensions	315 x 255 x 230 mm
external dimensions	330 x 265 x 240 mm
flat dimensions	386 x 499 mm
box construction	FEFCO 0201
cardboard insert	-
tooling ID	P24041560



single corrugated cardboard
B flute


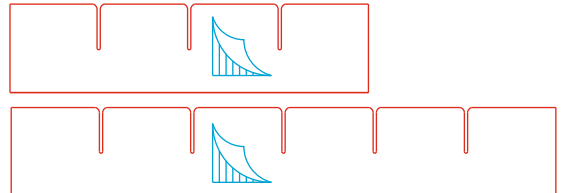
F569Z.001



DIVIDERS

F570

suggested use	alterantor dividers
cardboard type	BC flute
external dimensions	187 x 189 x 190 mm
flat dimentions	770x 190 mm / 1170 x 190 mm
box construction	FEFCO 0934
cardboard insert	-
tooling ID	150814J01 / 150814J02






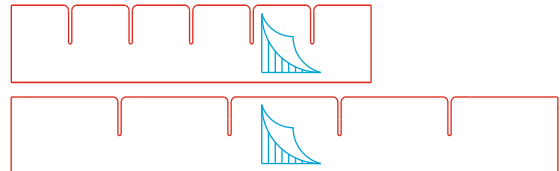
double corrugated cardboard
BC flute

F570

DIVIDERS

F571

suggested use	starter dividers
cardboard type	BC flute
external dimensions	122 x 228 x 165 mm
flat dimensions	770 x 165 mm / 1170 x 165 mm
box construction	FEFCO 0934
cardboard insert	-
tooling ID	150827J01 / 150827J02



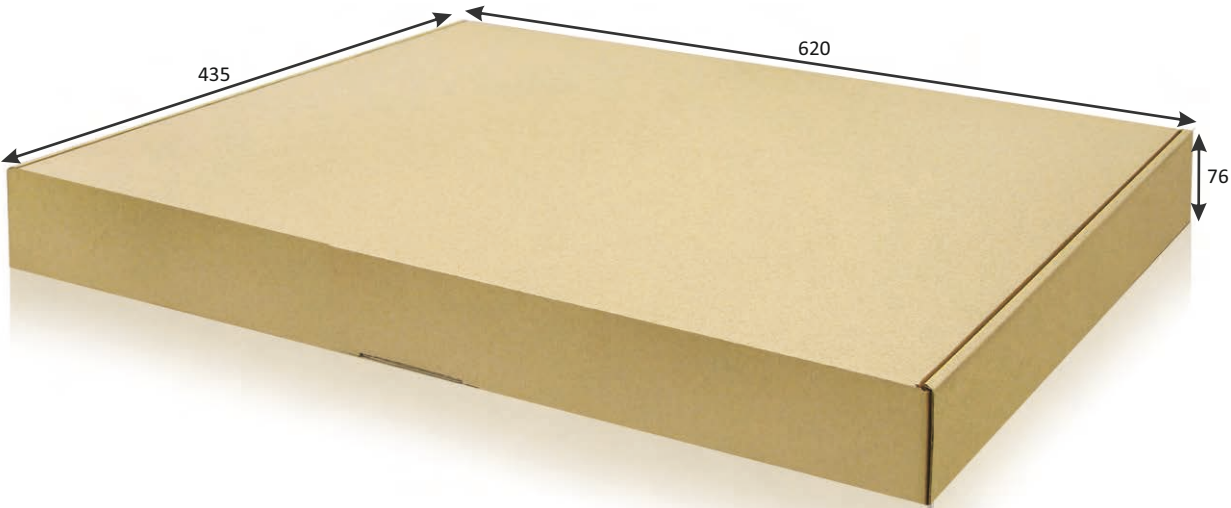
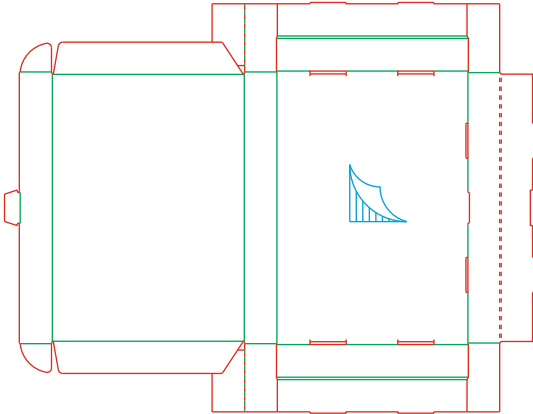
F571



WINDOW REGULATOR BOXES

F580

suggested use	window regulator box
cardboard type	E flute
internal dimensions	605 x 430 x 73 mm
external dimensions	620 x 435 x 76 mm
flat dimensions	1200 x 931 mm
box construction	FEFCO 0427
cardboard insert	-
tooling ID	150928H11




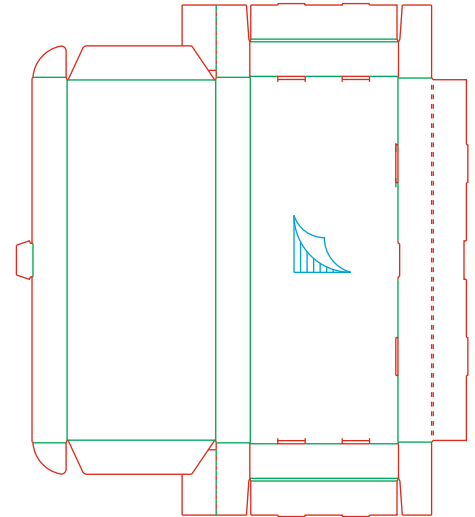
single corrugated cardboard
E flute

F580

WINDOW REGULATOR BOXES

F581

suggested use	window regulator box
cardboard type	E flute
internal dimensions	745 x 300 x 70 mm
external dimensions	760 x 310 x 73 mm
flat dimensions	940 x 1068 mm
box construction	FEFCO 0427
cardboard insert	-
tooling ID	150925E05



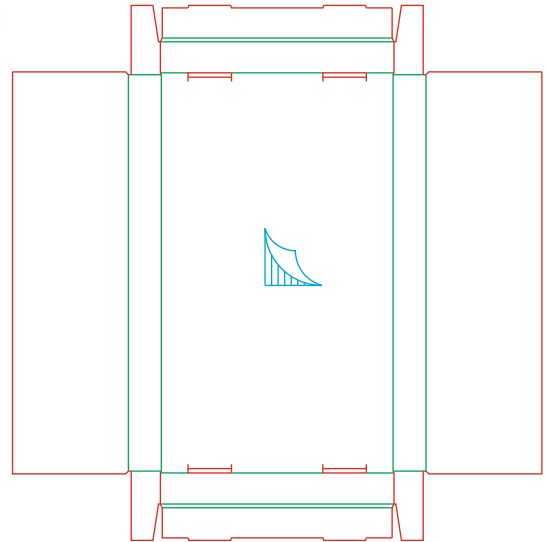



single corrugated cardboard
E flute

F581

F582

suggested use	window regulator box
cardboard type	B flute
internal dimensions	630 x 370 x 52 mm
external dimensions	647 x 376 x 55 mm
flat dimensions	852 x 861 mm
box construction	FEFCO 0401/0422
cardboard insert	-
tooling ID	161129U04





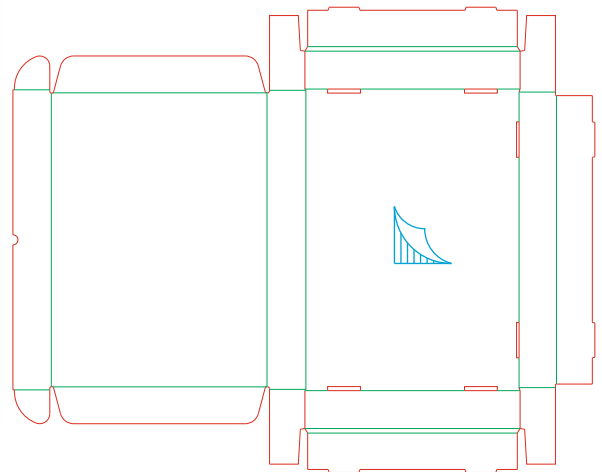
single corrugated cardboard
B flute

F582

WINDOW REGULATOR BOXES

F583

suggested use	window regulator box
cardboard type	B flute
internal dimensions	570 x 417 x 75 mm
external dimensions	600 x 427 x 78 mm
flat dimensions	1152 x 921 mm
box construction	FEFCO 0427
cardboard insert	-
tooling ID	170727103



single corrugated cardboard
B flute


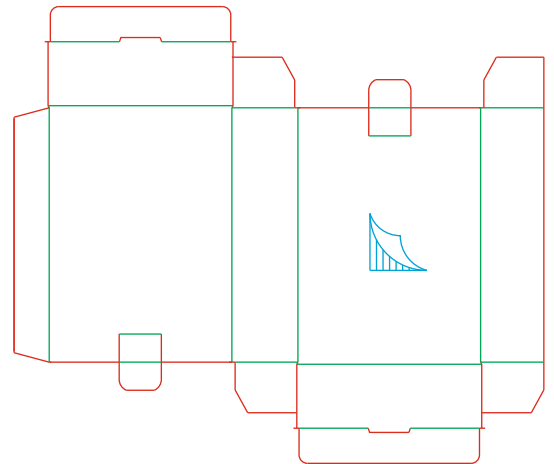

F583



WHEEL BEARING KIT BOXES

F600

suggested use	wheel bearing kit box
cardboard type	E flute
internal dimensions	127 x 45 x 180 mm
external dimensions	130 x 47 x 185 mm
flat dimensions	177 x 325 mm
box construction	FEFCO 0211
cardboard insert	-
tooling ID	160120B07


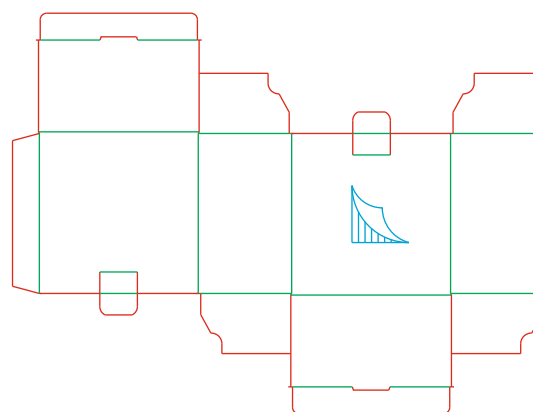



single corrugated cardboard
E flute

F600

F601

suggested use	wheel bearing kit box
cardboard type	E flute
internal dimensions	145 x 85 x 145 mm
external dimensions	149 x 89 x 153 mm
flat dimensions	235 x 373 mm
box construction	FEFCO 0211
cardboard insert	-
tooling ID	160120B06


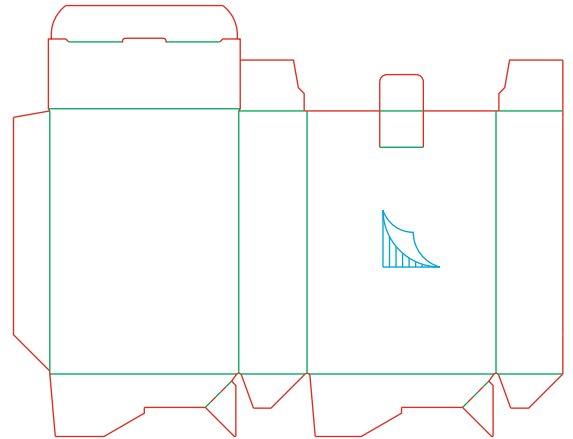



single corrugated cardboard
E flute

F601

F602

suggested use	wheel bearing kit box
cardboard type	E flute
internal dimensions	127 x 45 x 180 mm
external dimensions	130 x 47 x 185 mm
flat dimensions	177 x 254 mm
box construction	FEFCO 0713
cardboard insert	-
tooling ID	160216H08


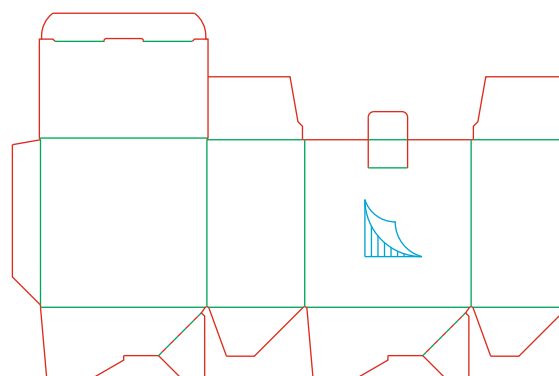



single corrugated cardboard
E flute

F602

F603

suggested use	wheel bearing kit box
cardboard type	E flute
internal dimensions	145 x 85 x 146 mm
external dimensions	149 x 89 x 153 mm
flat dimensions	235 x 261 mm
box construction	FEFCO 0713
cardboard insert	-
tooling ID	160219H09



single corrugated cardboard
E flute

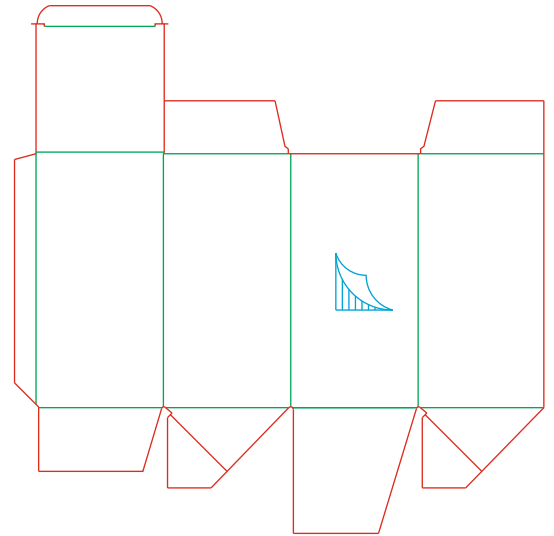

F603



CYLINDER LINER BOXES

F620

suggested use	cylinder liner box
cardboard type	EE flute
internal dimensions	150 x 150 x 300 mm
external dimensions	155 x 155 x 310 mm
flat dimensions	308 x 486 mm
box construction	FEFCO 0713
cardboard insert	-
tooling ID	160224J01

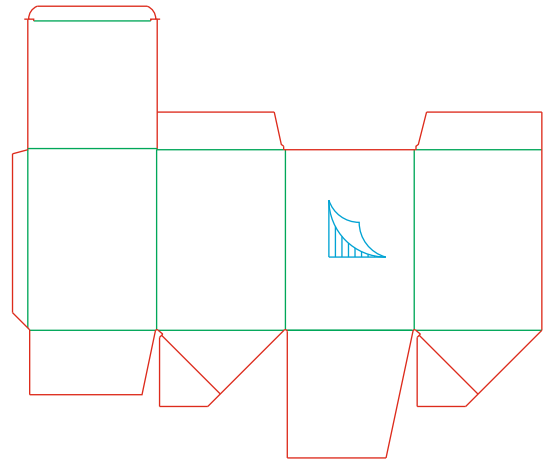



single corrugated cardboard
EE flute

F620

F621

suggested use	cylinder liner box
cardboard type	EE flute
internal dimensions	215 x 215 x 300 mm
external dimensions	220 x 220 x 315 mm
flat dimensions	436 x 550 mm
box construction	FEFCO 0713
cardboard insert	-
tooling ID	160324B03


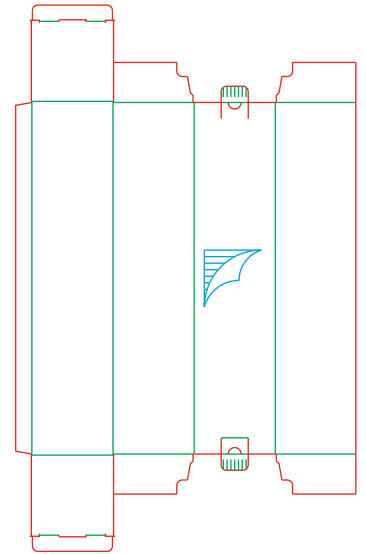


single corrugated cardboard
EE flute

F621

F622



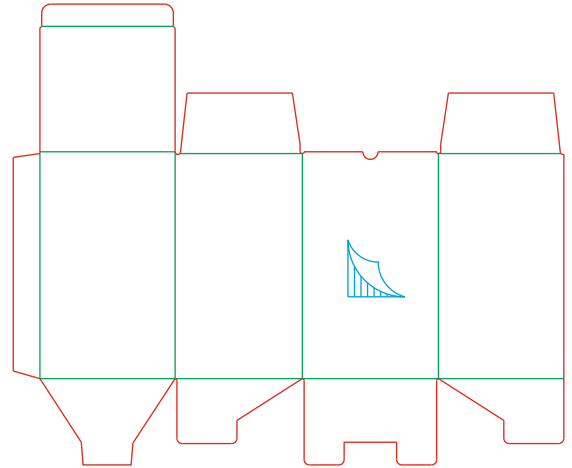
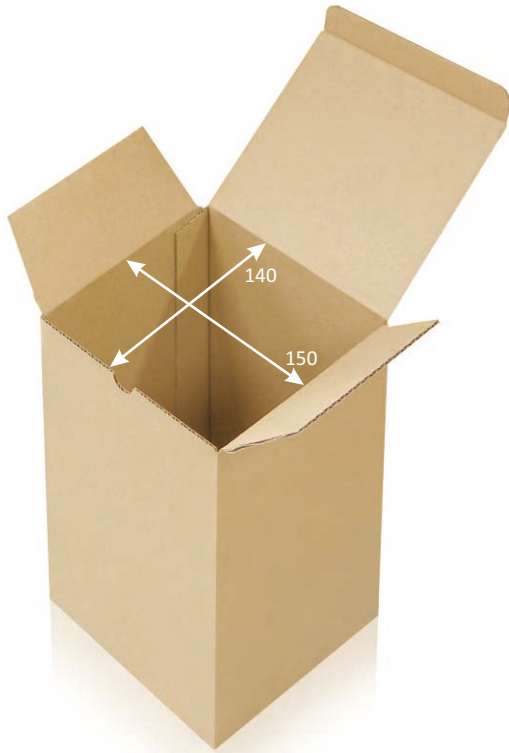
suggested use	cylinder liner box
cardboard type	E flute
internal dimensions	148 x 148 x 650 mm
external dimensions	152 x 152 x 654 mm
flat dimensions	300 x 1010 mm
box construction	FEFCO 0210
cardboard insert	-
tooling ID	180410C03



F622

F623


suggested use	cylinder liner box
cardboard type	B flute
internal dimensions	150 x 140 x 250 mm
external dimensions	153 x 145 x 255 mm
flat dimensions	294 x 518 mm
box construction	FEFCO 0215
cardboard insert	-
tooling ID	180612E03



single corrugated cardboard
B flute

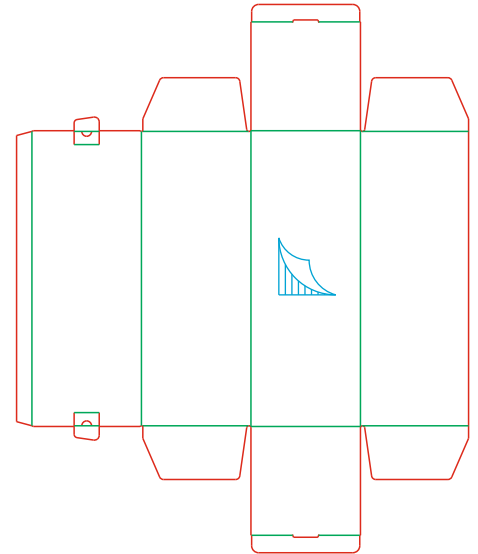
F623

NEW



F624

suggested use	cylinder liner box
cardboard type	E flute
internal dimensions	155 x 152 x 420 mm
external dimensions	160 x 157 x 425 mm
flat dimensions	312 x 787 mm
box construction	FEFCO 0210
	-
tooling ID	P23032761



single corrugated cardboard
E flute



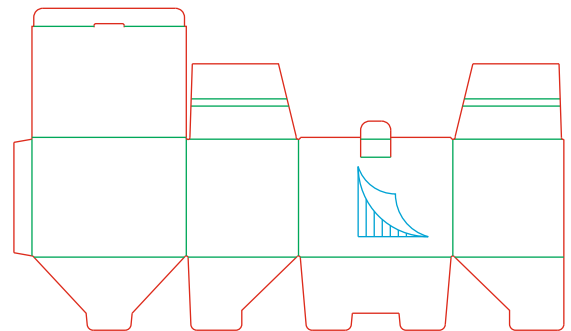

F624



BATTERY BOXES

F650

suggested use	battery box
cardboard type	B flute
internal dimensions	254 x 183 x 193 mm
external dimensions	256 x 190 x 200 mm
flat dimensions	443 x 535 mm
box construction	FEFCO 0215
cardboard insert	-
tooling ID	160923U24





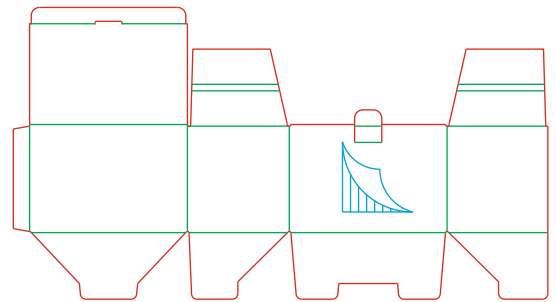
single corrugated cardboard
B flute

F650

BATTERY BOXES

F651

suggested use	battery box
cardboard type	B flute
internal dimensions	288 x 183 x 193 mm
external dimensions	290 x 190 x 200 mm
flat dimensions	478 x 537 mm
box construction	FEFCO 0215
cardboard insert	-
tooling ID	160923U25


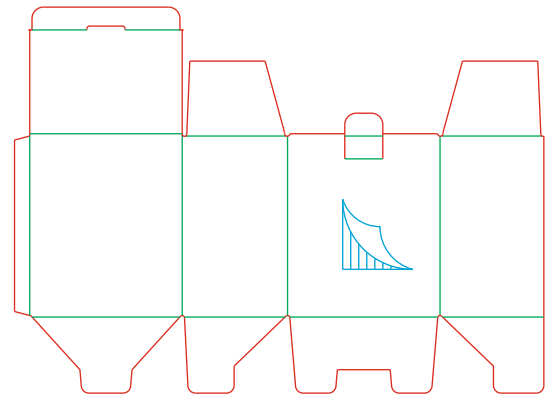



single corrugated cardboard
B flute

F651

F652

suggested use	battery box
cardboard type	B flute
internal dimensions	197 x 135 x 233 mm
external dimensions	200 x 143 x 243 mm
flat dimensions	339 x 507 mm
box construction	FEFCO 0215
cardboard insert	-
tooling ID	160923U17





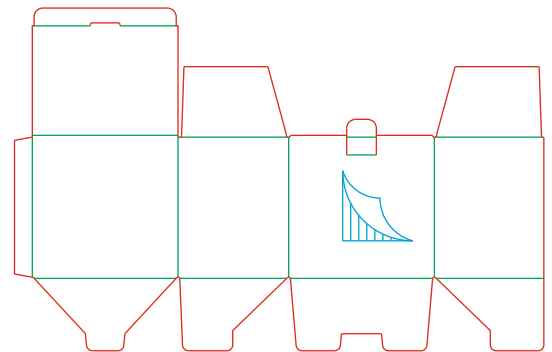

single corrugated cardboard
B flute

F652

BATTERY BOXES

F653

suggested use	battery box
cardboard type	B flute
internal dimensions	242 x 183 x 236 mm
external dimensions	246 x 190 x 243 mm
flat dimensions	432 x 577 mm
box construction	FEFCO 0215
cardboard insert	-
tooling ID	160923U19



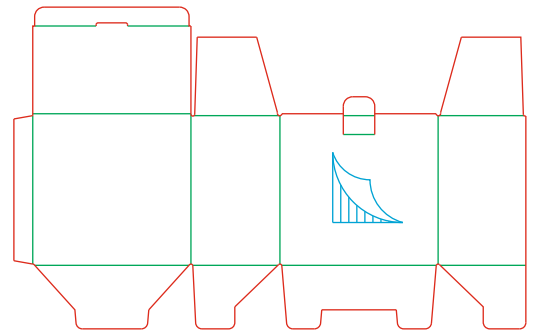



single corrugated cardboard
B flute

F653

F654

suggested use	battery box
cardboard type	B flute
internal dimensions	247 x 138 x 238 mm
external dimensions	251 x 145 x 243 mm
flat dimensions	393 x 511 mm
box construction	FEFCO 0215
cardboard insert	-
tooling ID	160923U18





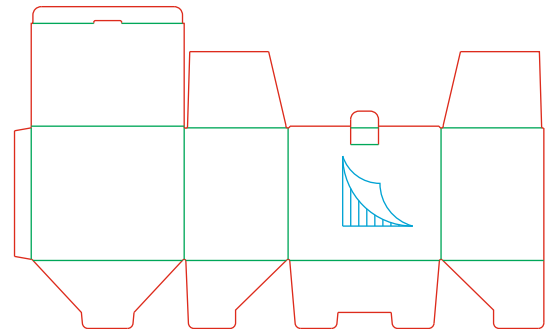

single corrugated cardboard
B flute

F654

BATTERY BOXES

F655

suggested use	battery box
cardboard type	B flute
internal dimensions	273 x 183 x 235 mm
external dimensions	277 x 190 x 242 mm
flat dimensions	461 x 577 mm
box construction	FEFCO 0215
cardboard insert	-
tooling ID	160923U20



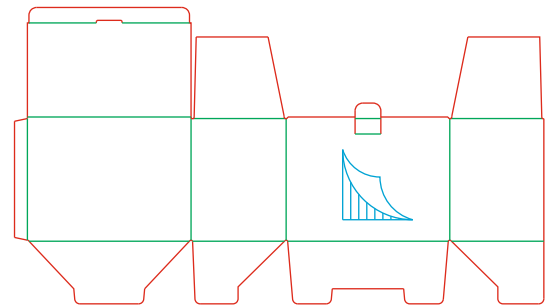



single corrugated cardboard
B flute

F655

F656

suggested use	battery box
cardboard type	B flute
internal dimensions	315 x 180 x 238 mm
external dimensions	318 x 188 x 243 mm
flat dimensions	502 x 575 mm
box construction	FEFCO 0215
cardboard insert	-
tooling ID	160923U21





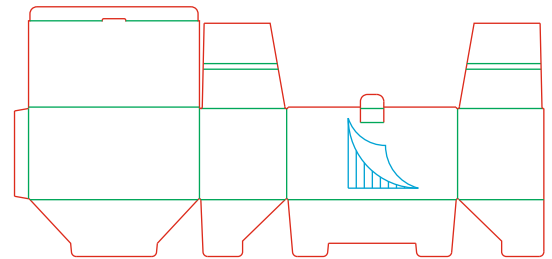

single corrugated cardboard
B flute

F656

BATTERY BOXES

F657

suggested use	battery box
cardboard type	B flute
internal dimensions	362 x 183 x 193 mm
external dimensions	365 x 190 x 198 mm
flat dimensions	552 x 534 mm
box construction	FEFCO 0215
cardboard insert	-
tooling ID	160923U27



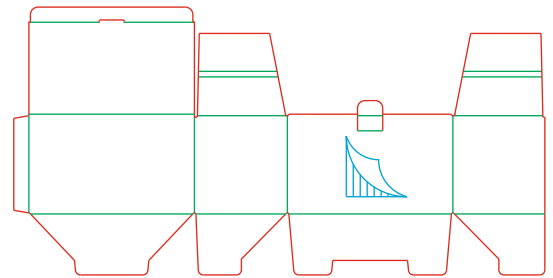



single corrugated cardboard
B flute

F657

F658

suggested use	battery box
cardboard type	B flute
internal dimensions	325 x 180 x 193 mm
external dimensions	328 x 188 x 198 mm
flat dimensions	513 x 531 mm
box construction	FEFCO 0215
cardboard insert	-
tooling ID	160923U26




single corrugated cardboard
B flute



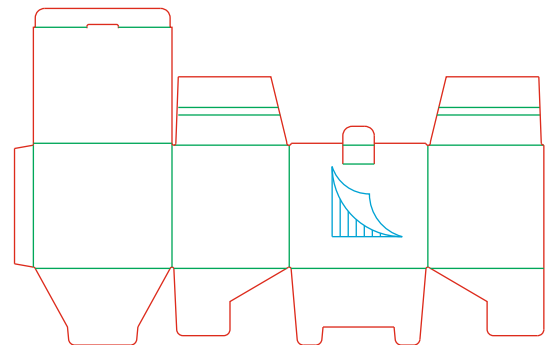
F658

BATTERY BOXES

F659



suggested use	battery box
cardboard type	B flute
internal dimensions	218 x 182 x 196 mm
external dimensions	223 x 190 x 200 mm
flat dimensions	407 x 535 mm
box construction	FEFCO 0215
cardboard insert	-
tooling ID	160923U23



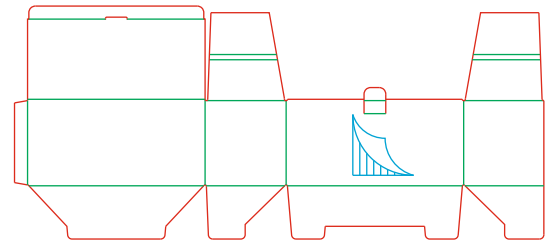



single corrugated cardboard
B flute

F659

F660

suggested use	battery box
cardboard type	B flute
internal dimensions	405 x 185 x 193 mm
external dimensions	410 x 190 x 200 mm
flat dimensions	595 x 536 mm
box construction	FEFCO 0215
cardboard insert	-
tooling ID	160923U28





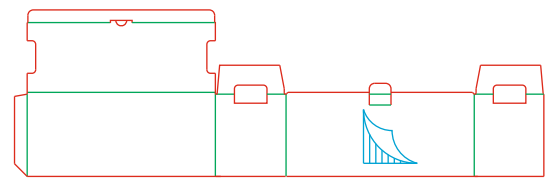
single corrugated cardboard
B flute

F660

BATTERY BOXES

F661


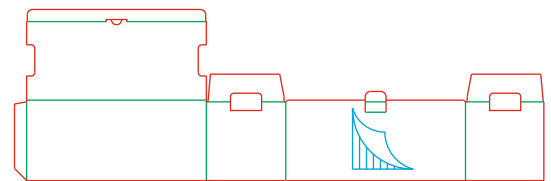

suggested use	battery box
cardboard type	EB flute
internal dimensions	515 x 190 x 230 mm
external dimensions	520 x 200 x 235 mm
flat dimensions	713 x 460 mm
box construction	FEFCO 0215
cardboard insert	-
tooling ID	170525C03



F661

F662

suggested use	battery box
cardboard type	EB flute
internal dimensions	515 x 225 x 230 mm
external dimensions	520 x 235 x 235 mm
flat dimensions	746 x 495 mm
box construction	FEFCO 0215
cardboard insert	-
tooling ID	170525C05




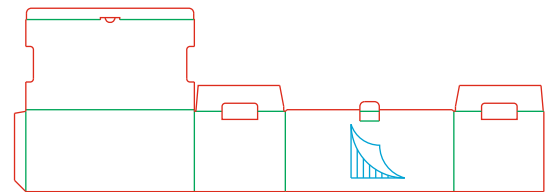

double corrugated cardboard
EB flute

F662

BATTERY BOXES

F663



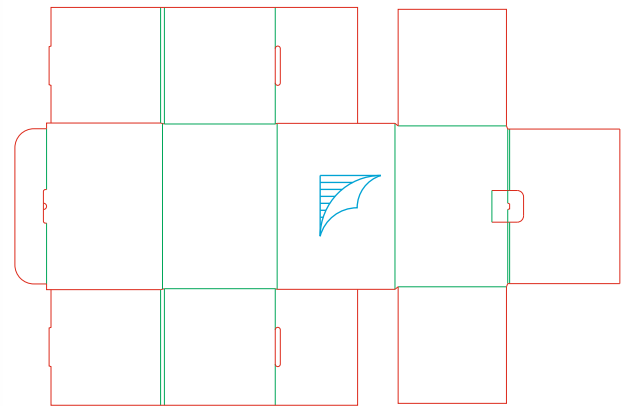
suggested use	battery box
cardboard type	EB flute
internal dimensions	518 x 275 x 250 mm
external dimensions	523 x 285 x 255 mm
flat dimensions	800 x 568 mm
box construction	FEFCO 0215
cardboard insert	-
tooling ID	170525C07



F663

F664

suggested use	battery box
cardboard type	B flute
internal dimensions	245 x 180 x 175 mm
external dimensions	263 x 190 x 183 mm
flat dimensions	628 x 955 mm
box construction	FEFCO 0470
cardboard insert	-
tooling ID	170927U03





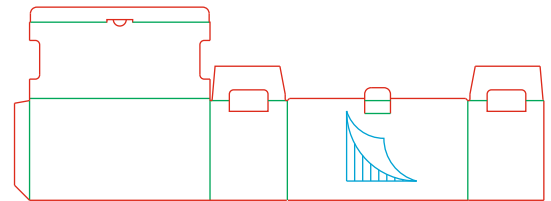
single corrugated cardboard
B flute

F664

BATTERY BOXES

F665



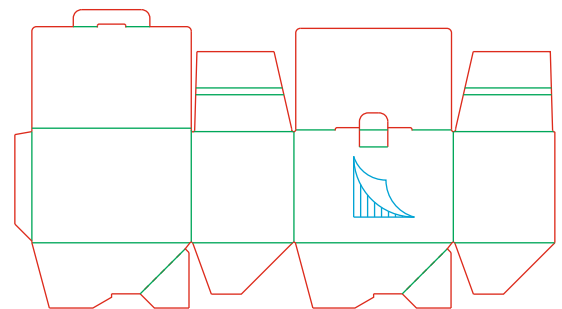

suggested use	battery box
cardboard type	EB flute
internal dimensions	415 x 175 x 230 mm
external dimensions	420 x 185 x 235 mm
flat dimensions	600 x 450 mm
box construction	FEFCO 0215
cardboard insert	-
tooling ID	170727U03



F665

F666

suggested use	battery box
cardboard type	B flute
internal dimensions	278 x 179 x 196 mm
external dimensions	282 x 183 x 202 mm
flat dimensions	462 x 411 mm
box construction	FEFCO 0713
cardboard insert	-
tooling ID	180130C06




single corrugated cardboard
B flute

F666

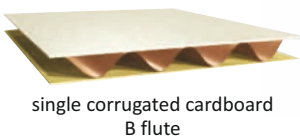

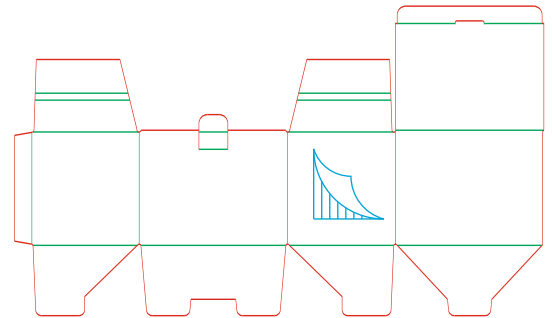
BATTERY BOXES

NEW




F667

suggested use	battery box
cardboard type	B flute
internal dimensions	253 x 185 x 195 mm
external dimensions	258 x 190 x 200 mm
flat dimensions	441 x 535 mm
box construction	FEFCO 0215
cardboard insert	-
tooling ID	161221U06





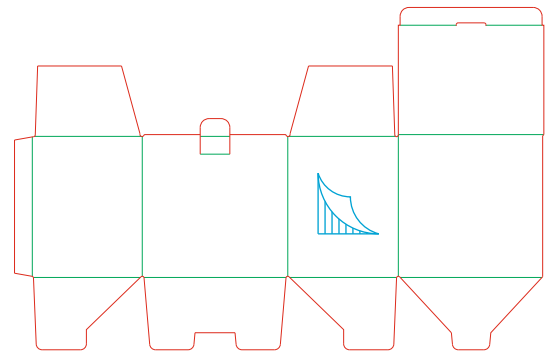
F667

NEW



F668


suggested use	battery box
cardboard type	B flute
internal dimensions	240 x 180 x 235 mm
external dimensions	245 x 190 x 240 mm
flat dimensions	430 x 577 mm
box construction	FEFCO 0215
cardboard insert	-
tooling ID	161221U03



single corrugated cardboard
B flute



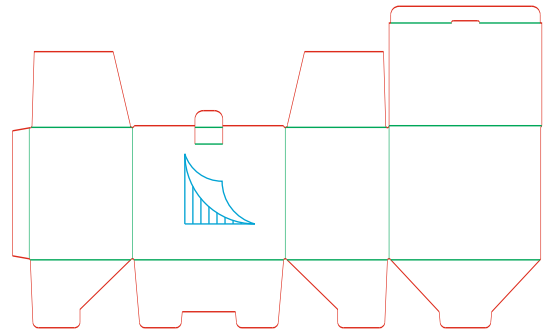
F668

NEW



F669

suggested use	battery box
cardboard type	B flute
internal dimensions	270 x 180 x 235 mm
external dimensions	275 x 190 x 240 mm
flat dimensions	460 x 577 mm
box construction	FEFCO 0215
cardboard insert	-
tooling ID	161221U04



single corrugated cardboard
B flute


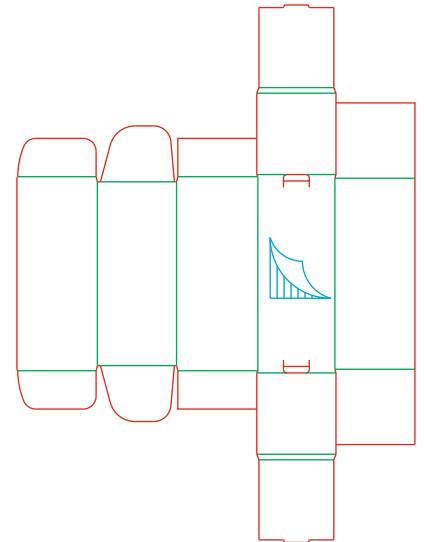
F669

NEW



F670


suggested use	battery box
cardboard type	EB flute
internal dimensions	430 x 180 x 185 mm
external dimensions	465 x 190 x 190 mm
flat dimensions	925 x 1249 mm
box construction	FEFCO 0427
cardboard insert	-
tooling ID	190516C08



double corrugated cardboard
EB flute



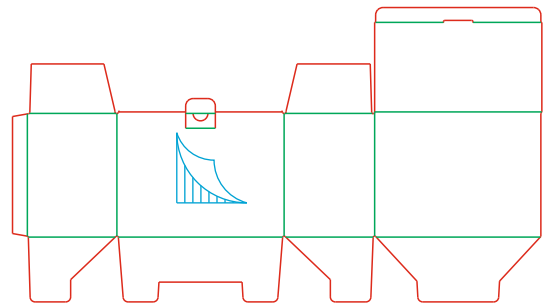
F670

NEW



F671

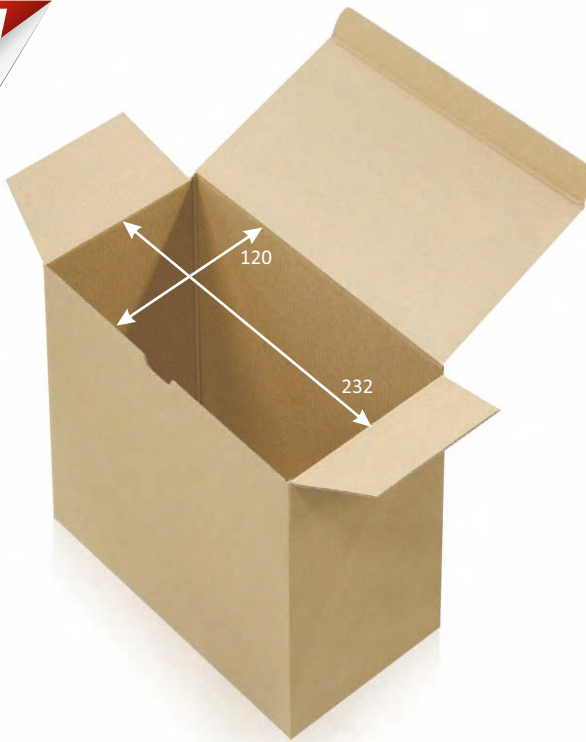
suggested use	battery box
cardboard type	B flute
internal dimensions	337 x 180 x 250 mm
external dimensions	340 x 185 x 255 mm
flat dimensions	521 x 464 mm
box construction	FEFCO 0215
cardboard insert	-
tooling ID	P20031301



single corrugated cardboard
B flute


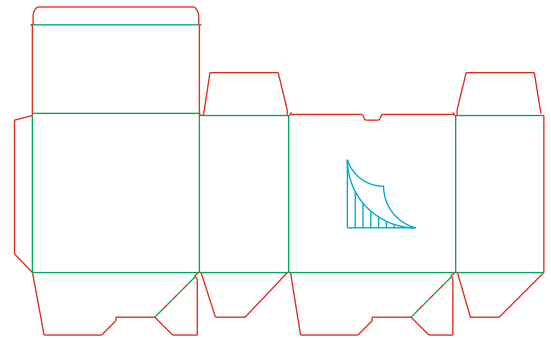
F671

NEW



F672

suggested use	battery box
cardboard type	E flute
internal dimensions	232 x 120 x 220 mm
external dimensions	235 x 123 x 223 mm
flat dimensions	359 x 372 mm
box construction	FEFCO 0713
cardboard insert	-
tooling ID	P20021921



single corrugated cardboard
E flute

F672



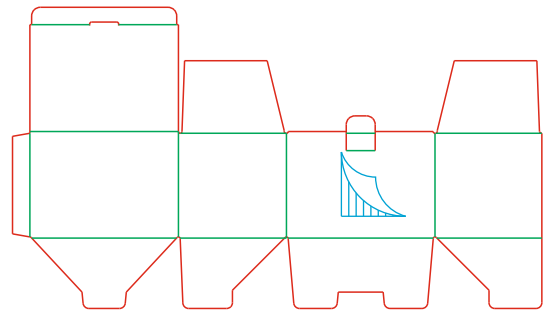
BATTERY BOXES

NEW



F673


suggested use	battery box
cardboard type	B flute
internal dimensions	255 x 180 x 180 mm
external dimensions	260 x 190 x 190 mm
flat dimensions	441 x 399 mm
box construction	FEFCO 0215
cardboard insert	-
tooling ID	P20101520



single corrugated cardboard
B flute



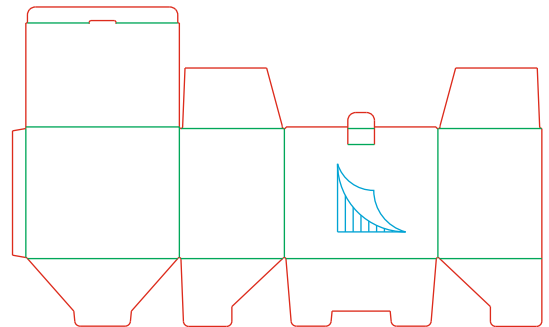
F673

NEW



F674


suggested use	battery box
cardboard type	B flute
internal dimensions	287 x 190 x 240 mm
external dimensions	290 x 200 x 250 mm
flat dimensions	485 x 599 mm
box construction	FEFCO 0215
cardboard insert	-
tooling ID	P20110501



single corrugated cardboard
B flute



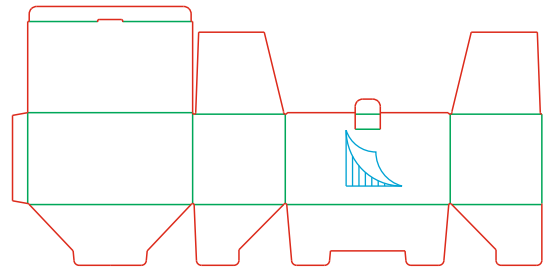
F674

NEW



F676


suggested use	battery box
cardboard type	B flute
internal dimensions	325 x 185 x 175 mm
external dimensions	330 x 190 x 185 mm
flat dimensions	513 x 515 mm
box construction	FEFCO 0215
cardboard insert	-
tooling ID	P21021131



single corrugated cardboard
B flute



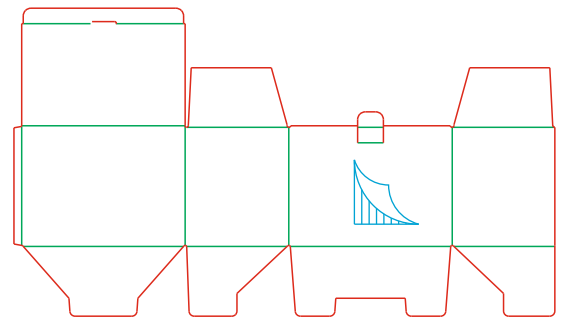
F676

NEW



F677

suggested use	battery box
cardboard type	B flute
internal dimensions	315 x 195 x 230 mm
external dimensions	320 x 200 x 235 mm
flat dimensions	515 x 597 mm
box construction	FEFCO 0215
cardboard insert	-
tooling ID	P21071260



single corrugated cardboard
B flute

F677



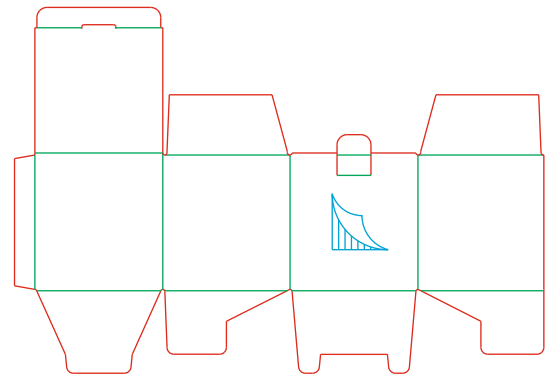
BATTERY BOXES

NEW



F678


suggested use	battery box
cardboard type	B flute
internal dimensions	185 x 185 x 195 mm
external dimensions	190 x 190 x 205 mm
flat dimensions	375 x 540 mm
box construction	FEFCO 0215
cardboard insert	-
tooling ID	P21081702



single corrugated cardboard
B flute



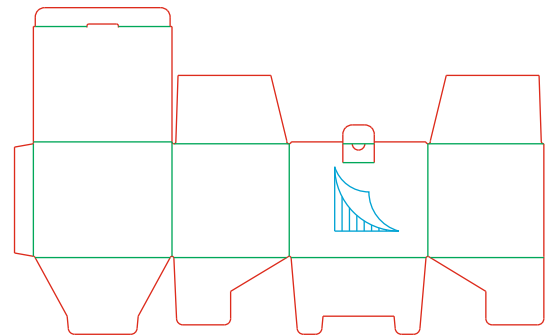
F678

NEW



F679

suggested use	battery box
cardboard type	B flute
internal dimensions	215 x 180 x 180 mm
external dimensions	220 x 188 x 185 mm
flat dimensions	407 x 520 mm
box construction	FEFCO 0215
cardboard insert	-
tooling ID	P21092260



single corrugated cardboard
B flute



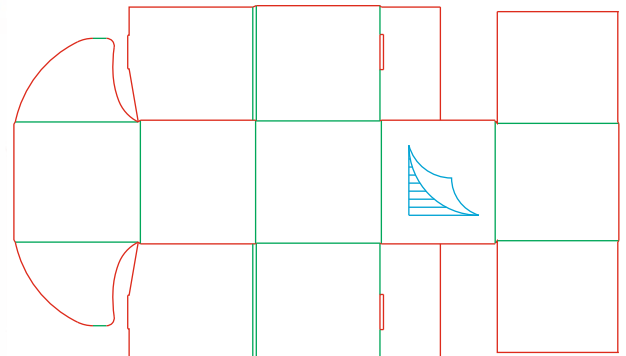

F679



PULLEY BOXES

F680


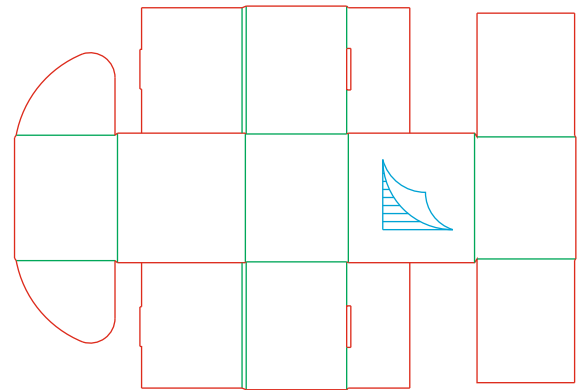

suggested use	pulley box
cardboard type	E flute
internal dimensions	160 x 160 x 175 mm
external dimensions	176 x 164 x 181 mm
flat dimensions	502 x 861 mm
box construction	FEFCO 0471
cardboard insert	-
tooling ID	161027U02



F680

F681

suggested use	pulley box
cardboard type	E flute
internal dimensions	140 x 152 x 120 mm
external dimensions	156 x 154 x 126 mm
flat dimensions	462 x 676 mm
box construction	FEFCO 0471
cardboard insert	-
tooling ID	161027U03



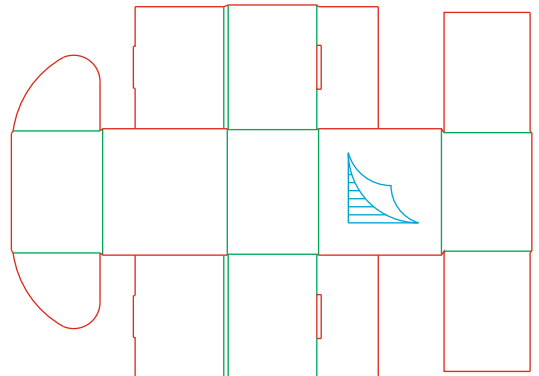


single corrugated cardboard
E flute

F681


F682

suggested use	pulley box
cardboard type	E flute
internal dimensions	127 x 138 x 100 mm
external dimensions	144 x 142 x 106 mm
flat dimensions	426 x 593 mm
box construction	FEFCO 0471
cardboard insert	-
tooling ID	161027U04





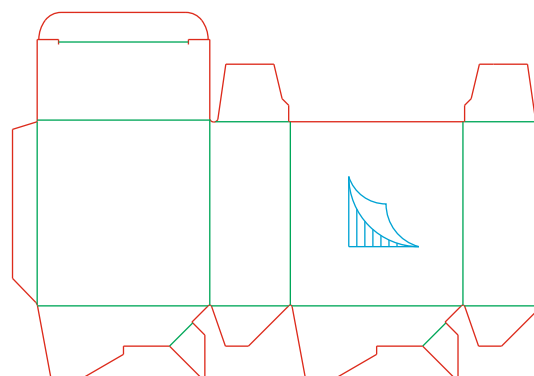
F682

NEW



F683

suggested use	pulley box
cardboard type	E flute
internal dimensions	105 x 45 x 110 mm
external dimensions	108 x 50 x 113 mm
flat dimensions	155 x 178 mm
box construction	FEFCO 0713
cardboard insert	-
tooling ID	P23010562




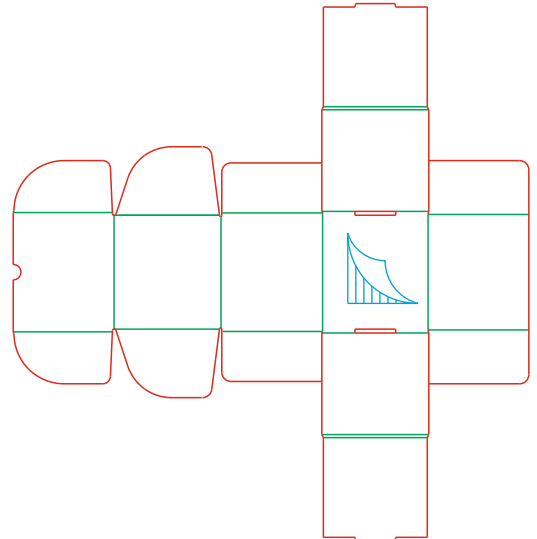
F683

NEW



F686

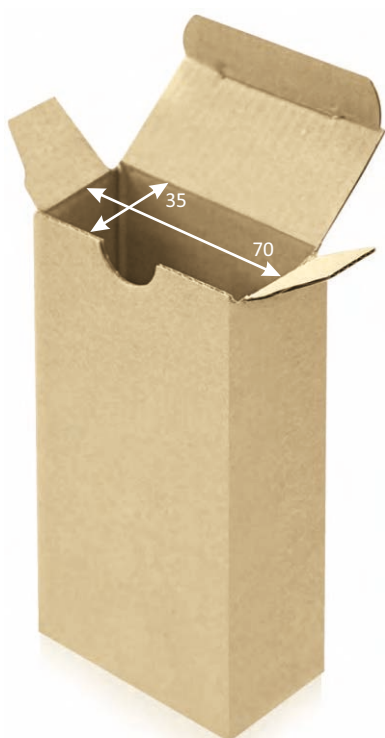
suggested use	pulley box
cardboard type	E flute
internal dimensions	148 x 135 x 130 mm
external dimensions	160 x 140 x 133 mm
flat dimensions	670 x 698 mm
box construction	FEFCO 0427
cardboard insert	-
tooling ID	P23032762



single corrugated cardboard
E flute

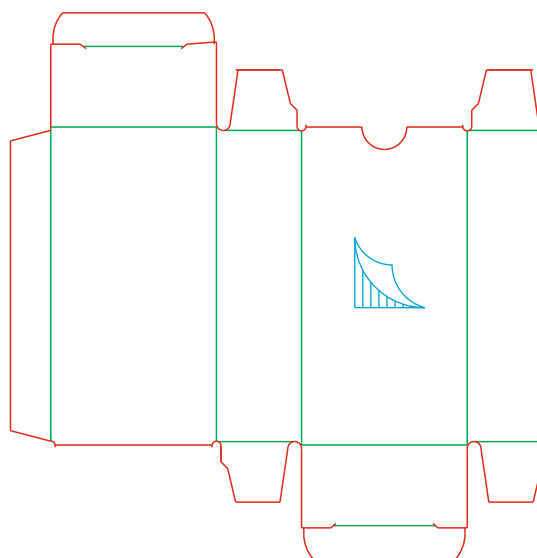
F686

NEW



F687

suggested use	pulley box
cardboard type	E flute
internal dimensions	70 x 35 x 137 mm
external dimensions	75 x 38 x 142 mm
flat dimensions	110 x 244 mm
box construction	FEFCO 0211
cardboard insert	-
tooling ID	P24021963



single corrugated cardboard
E flute



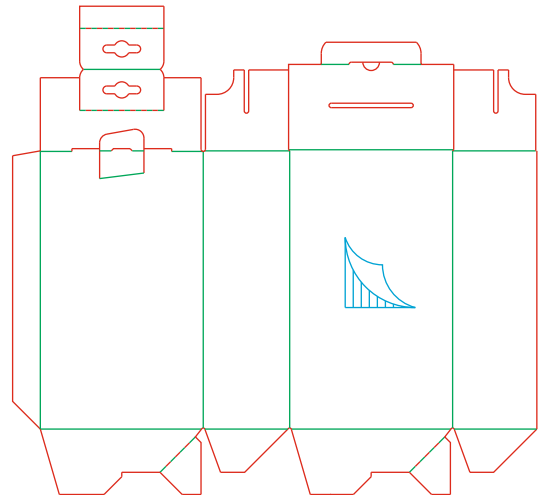
F687



LAMP BOXES

F700


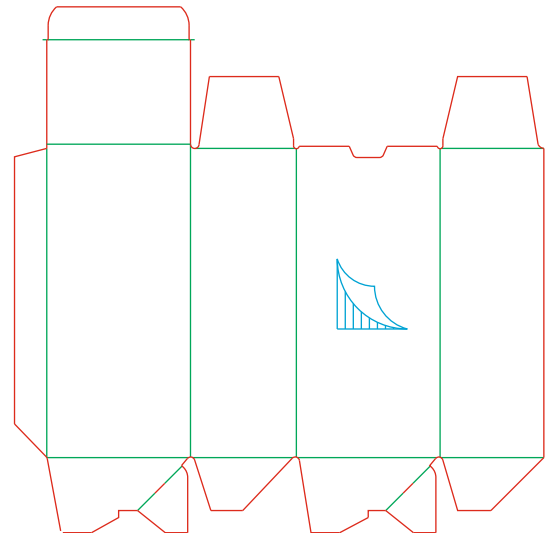
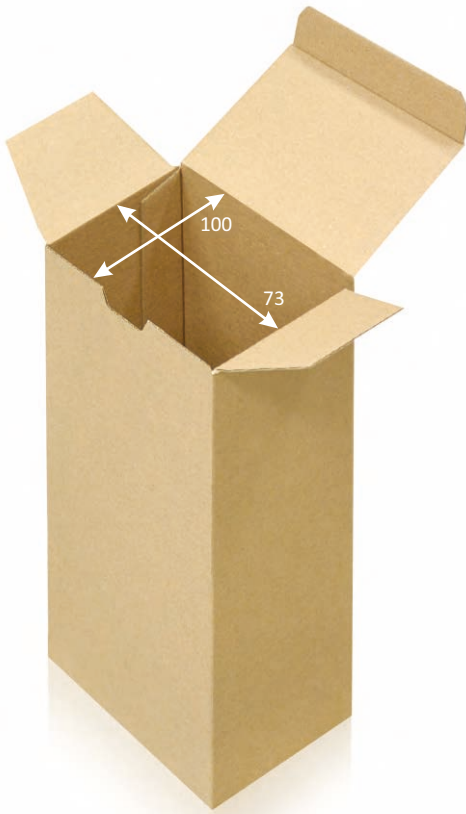
suggested use	lamp box
cardboard type	E flute
internal dimensions	145 x 75 x 247 mm
external dimensions	150 x 78 x 253 mm
flat dimensions	225 x 440 mm
box construction	FEFCO 0713
cardboard insert	-
tooling ID	161012B04



F700

F701


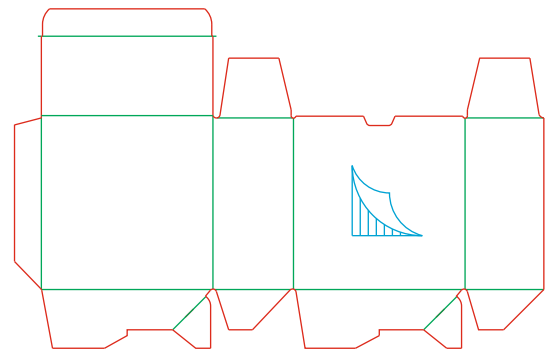

suggested use	lamp box
cardboard type	E flute
internal dimensions	100 x 73 x 218 mm
external dimensions	103 x 77 x 223 mm
flat dimensions	178 x 318 mm
box construction	FEFCO 0713
cardboard insert	-
tooling ID	170317U04



F701

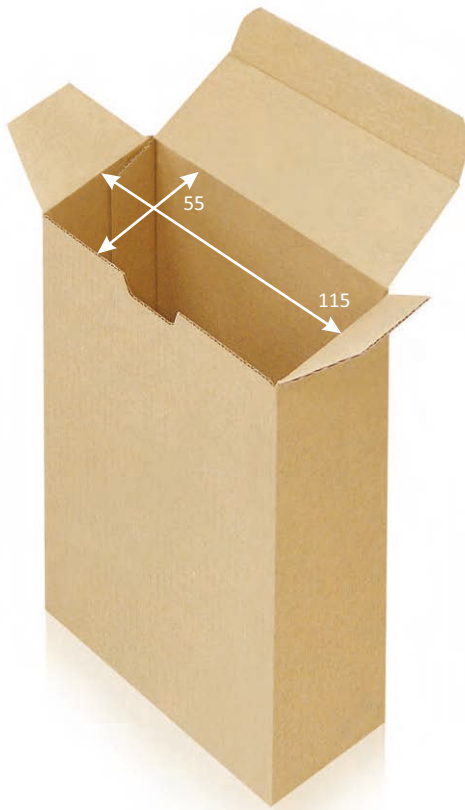
F702

suggested use	lamp box
cardboard type	E flute
internal dimensions	145 x 67 x 145 mm
external dimensions	148 x 70 x 150 mm
flat dimensions	216 x 240 mm
box construction	FEFCO 0713
cardboard insert	-
tooling ID	170418B04


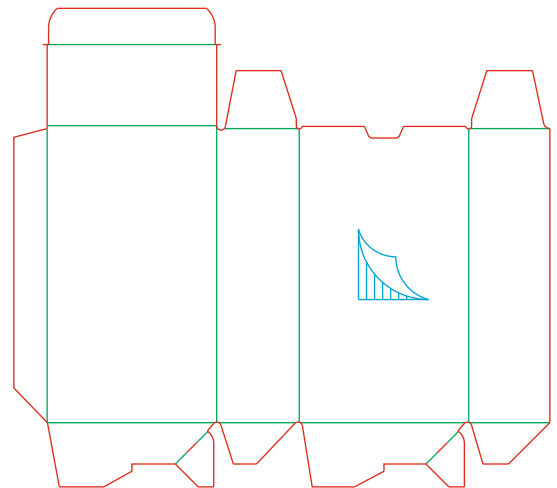


F702

F703





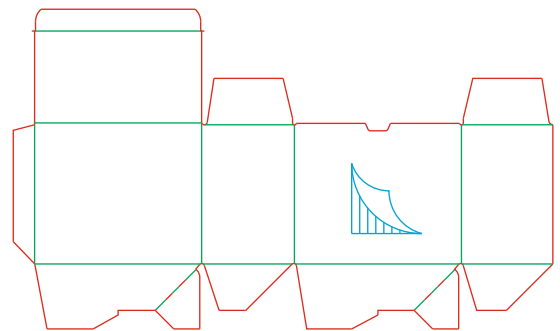

suggested use	lamp box
cardboard type	E flute
internal dimensions	115 x 55 x 200 mm
external dimensions	118 x 58 x 205 mm
flat dimensions	174 x 286 mm
box construction	FEFCO 0713
cardboard insert	-
tooling ID	170808U04



F703

F704



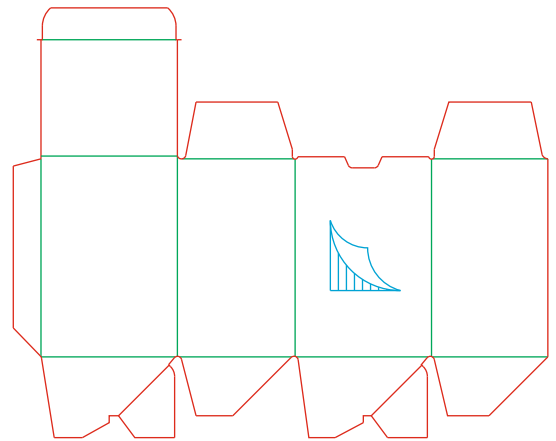
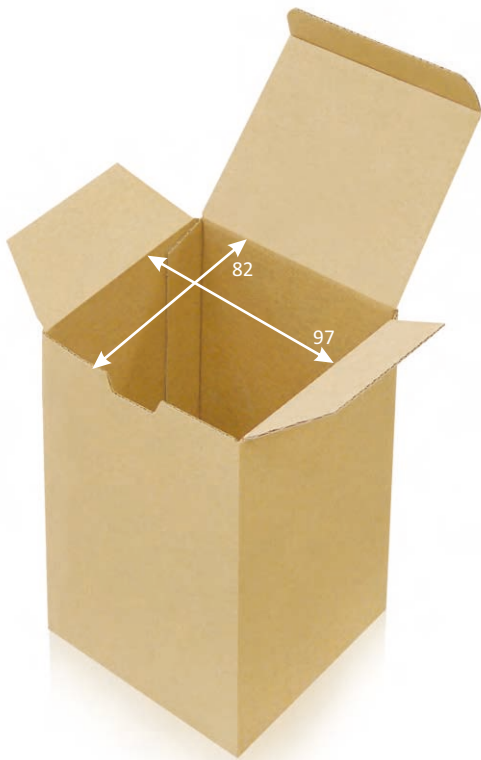
suggested use	lamp box
cardboard type	E flute
internal dimensions	178 x 97 x 150 mm
external dimensions	180 x 102 x 153 mm
flat dimensions	280 x 275 mm
box construction	FEFCO 0713
cardboard insert	-
tooling ID	171024C04



F704


F705

suggested use	lamp box
cardboard type	E flute
internal dimensions	97 x 82 x 140 mm
external dimensions	100 x 85 x 145 mm
flat dimensions	184 x 252 mm
box construction	FEFCO 0713
cardboard insert	-
tooling ID	171124E03




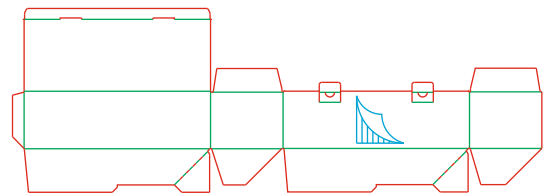
F705

NEW



F706

suggested use	lamp box
cardboard type	E flute
internal dimensions	397 x 155 x 120 mm
external dimensions	402 x 160 x 125 mm
flat dimensions	558 x 397 mm
box construction	FEFCO 0713
cardboard insert	-
tooling ID	180807E07



single corrugated cardboard
E flute


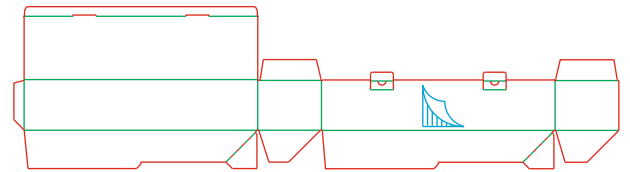
F706

NEW



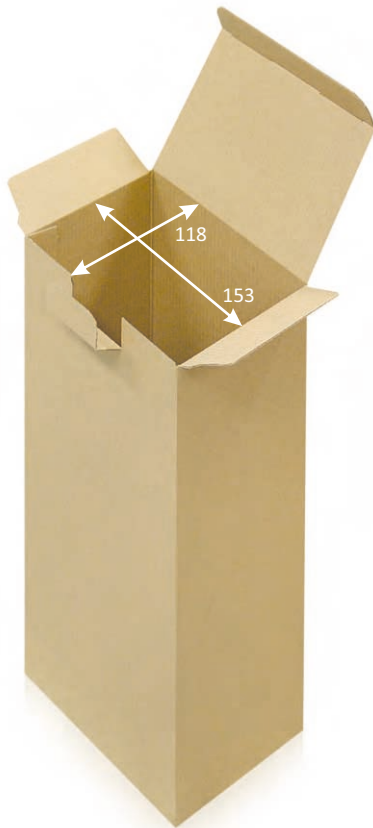
F707

suggested use	lamp box
cardboard type	E flute
internal dimensions	570 x 153 x 120 mm
external dimensions	573 x 157 x 125 mm
flat dimensions	728 x 303 mm
box construction	FEFCO 0713
cardboard insert	-
tooling ID	180807E08



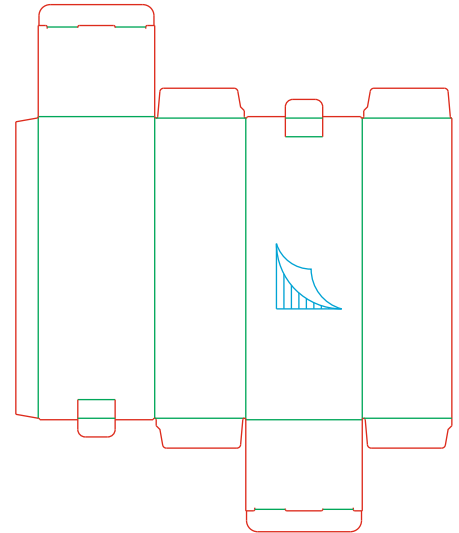
single corrugated cardboard
E flute

F707



F708

suggested use	lamp box
cardboard type	E flute
internal dimensions	153 x 118 x 400 mm
external dimensions	156 x 123 x 405 mm
flat dimensions	278 x 706 mm
box construction	FEFCO 0211
cardboard insert	-
tooling ID	190401C14



single corrugated cardboard
E flute


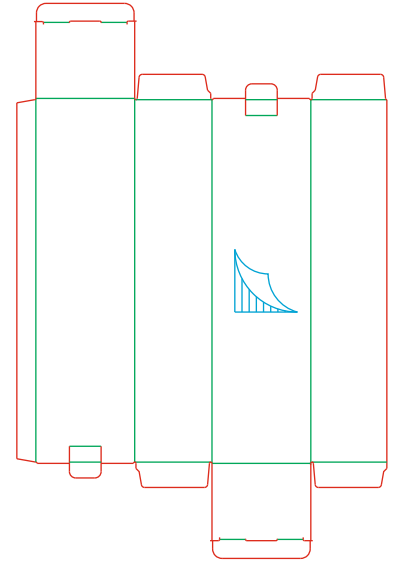
F708

NEW




F709

suggested use	lamp box
cardboard type	E flute
internal dimensions	153 x 120 x 570 mm
external dimensions	153 x 122 x 575 mm
flat dimensions	278 x 876 mm
box construction	FEFCO 0211
cardboard insert	-
tooling ID	190401C13





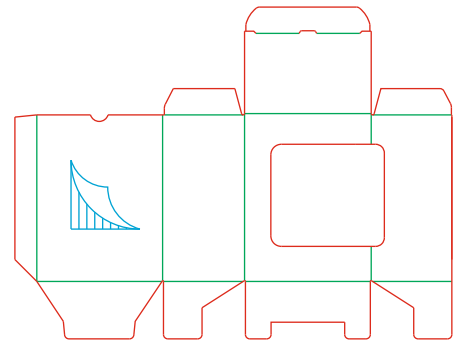
F709

NEW




F710

suggested use	lamp box
cardboard type	E flute
internal dimensions	142 x 90 x 188 mm
external dimensions	145 x 95 x 193 mm
flat dimensions	237 x 378 mm
box construction	FEFCO 0215
cardboard insert	W710
tooling ID	190619C04





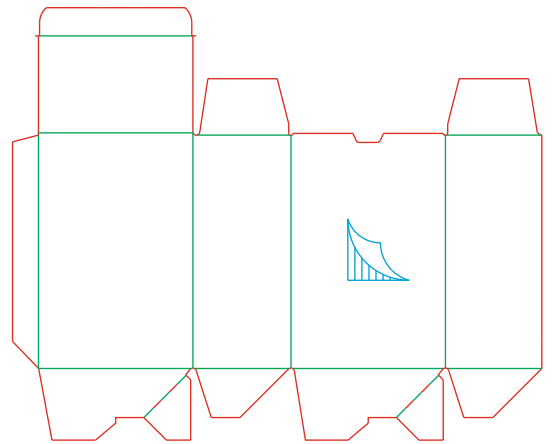
F710

NEW



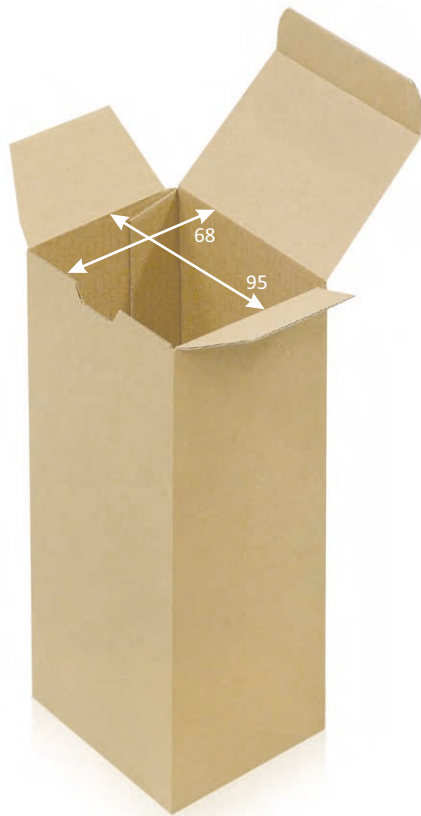
F711

suggested use	lamp box
cardboard type	E flute
internal dimensions	135 x 85 x 207 mm
external dimensions	138 x 88 x 210 mm
flat dimensions	224 x 320 mm
box construction	FEFCO 0713
cardboard insert	-
tooling ID	190704C04



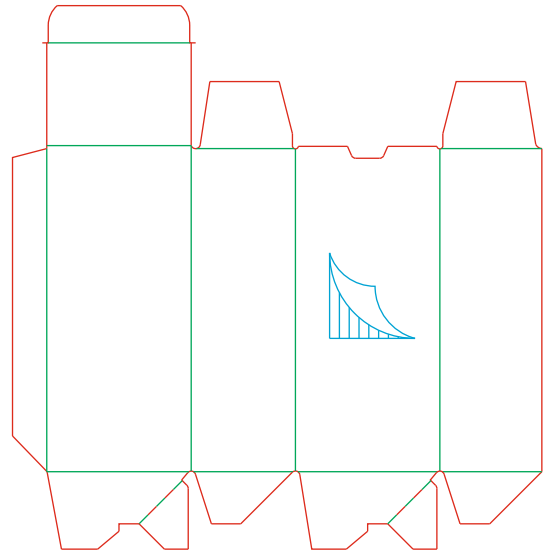
F711

NEW



F712

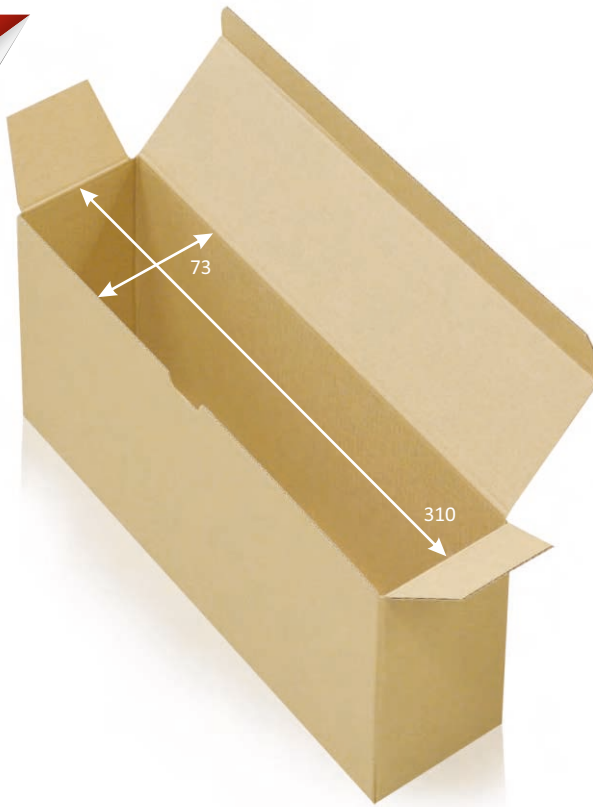
suggested use	lamp box
cardboard type	E flute
internal dimensions	95 x 68 x 215 mm
external dimensions	98 x 71 x 218 mm
flat dimensions	167 x 313 mm
box construction	FEFCO 0713
cardboard insert	-
tooling ID	190704C03



single corrugated cardboard
E flute



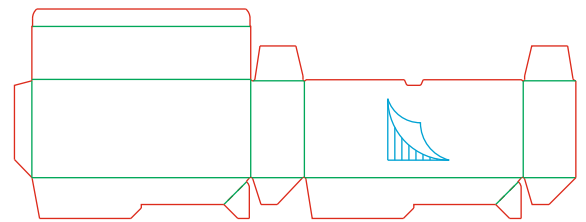
F712

NEW




F713

suggested use	lamp box
cardboard type	E flute
internal dimensions	310 x 73 x 135 mm
external dimensions	313 x 78 x 143 mm
flat dimensions	391 x 242 mm
box construction	FEFCO 0713
cardboard insert	-
tooling ID	191115C05




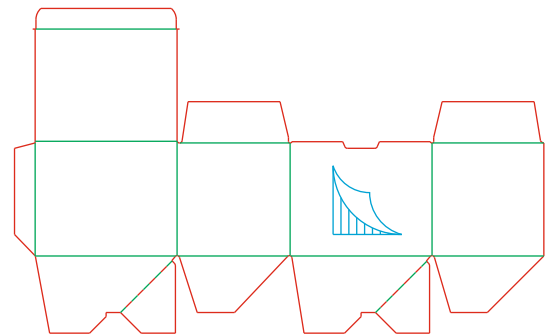
F713

NEW



F714


suggested use	lamp box
cardboard type	E flute
internal dimensions	170 x 135 x 135 mm
external dimensions	173 x 138 x 140 mm
flat dimensions	309 x 300 mm
box construction	FEFCO 0713
cardboard insert	-
tooling ID	191125C07



single corrugated cardboard
E flute



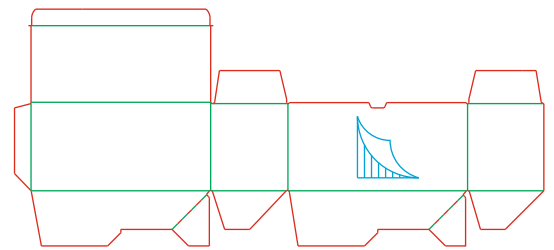
F714

NEW




F715

suggested use	lamp box
cardboard type	E flute
internal dimensions	270 x 115 x 132 mm
external dimensions	273 x 118 x 135 mm
flat dimensions	389 x 275 mm
box construction	FEFCO 0713
cardboard insert	-
tooling ID	191125C08





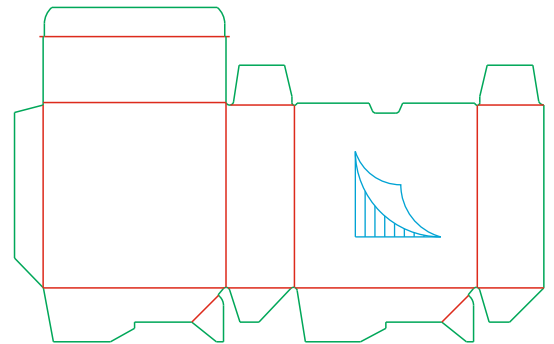
F715

NEW

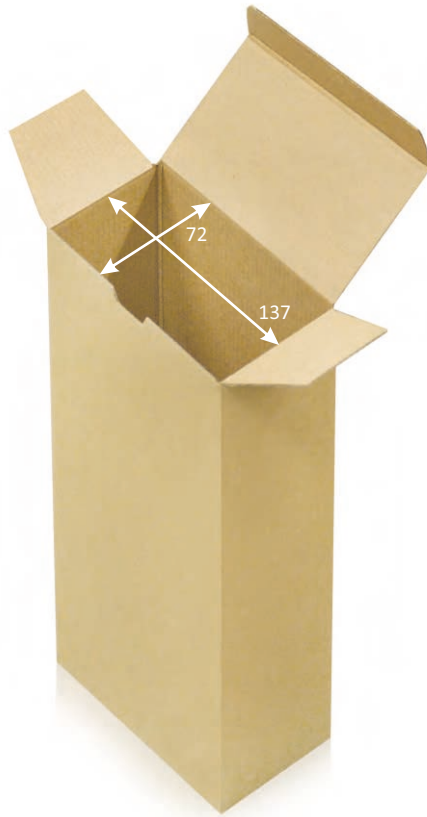


F716

suggested use	lamp box
cardboard type	E flute
internal dimensions	145 x 50 x 145 mm
external dimensions	150 x 55 x 150 mm
flat dimentions	202 x 225 mm
box construction	FEFCO 0713
cardboard insert	-
tooling ID	P20031722


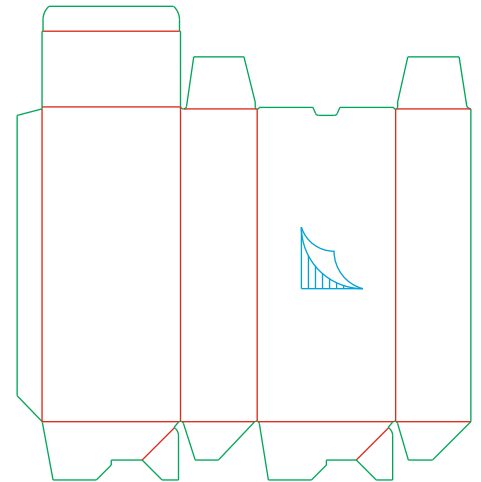


F716




F717

suggested use	lamp box
cardboard type	E flute
internal dimensions	137 x 72 x 310 mm
external dimensions	140 x 75 x 315 mm
flat dimensions	219 x 417 mm
box construction	FEFCO 0713
cardboard insert	-
tooling ID	P20041633




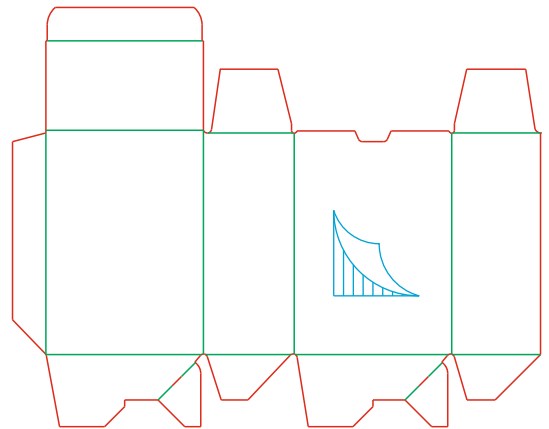
F717

NEW



F718


suggested use	lamp box
cardboard type	E flute
internal dimensions	115 x 65 x 165 mm
external dimensions	118 x 70 x 170 mm
flat dimensions	186 x 260 mm
box construction	FEFCO 0713
cardboard insert	-
tooling ID	A120028253



single corrugated cardboard
E flute



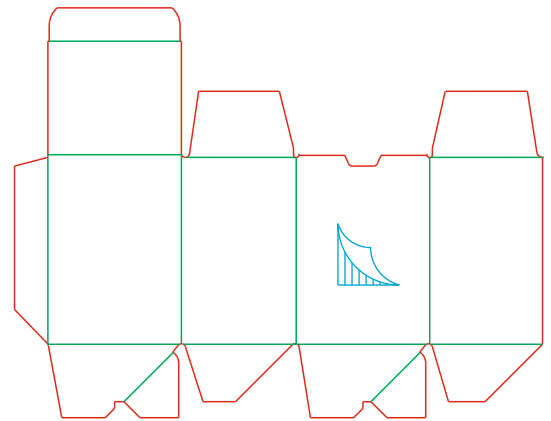
F718

NEW



F719

suggested use	lamp box
cardboard type	E flute
internal dimensions	98 x 85 x 140 mm
external dimensions	103 x 88 x 143 mm
flat dimensions	186 x 252 mm
box construction	FEFCO 0713
cardboard insert	-
tooling ID	P20110503





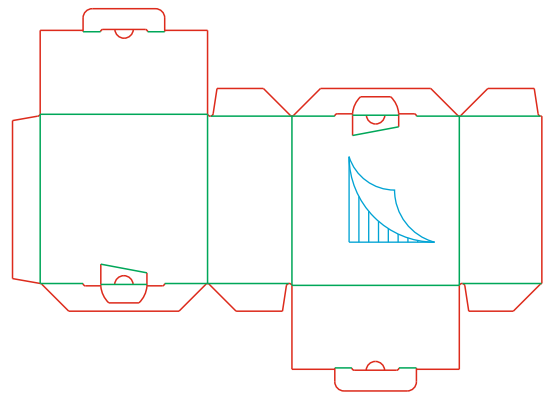
F719

NEW



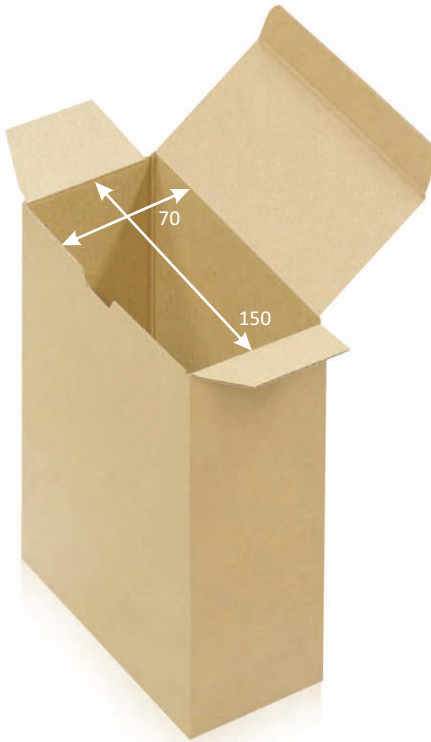
F720

suggested use	lamp box
cardboard type	E flute
internal dimensions	177 x 90 x 185 mm
external dimensions	180 x 83 x 190 mm
flat dimensions	270 x 417 mm
box construction	FEFCO 0211
cardboard insert	-
tooling ID	P20110502




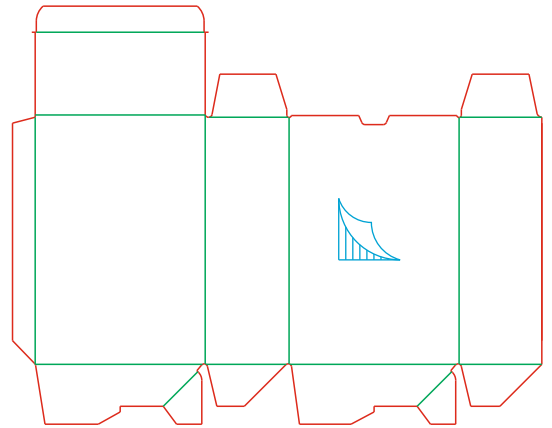
F720

NEW



F721


suggested use	lamp box
cardboard type	E flute
internal dimensions	150 x 70 x 215 mm
external dimensions	153 x 75 x 220 mm
flat dimensions	224 x 316 mm
box construction	FEFCO 0713
cardboard insert	-
tooling ID	P20121428



single corrugated cardboard
E flute


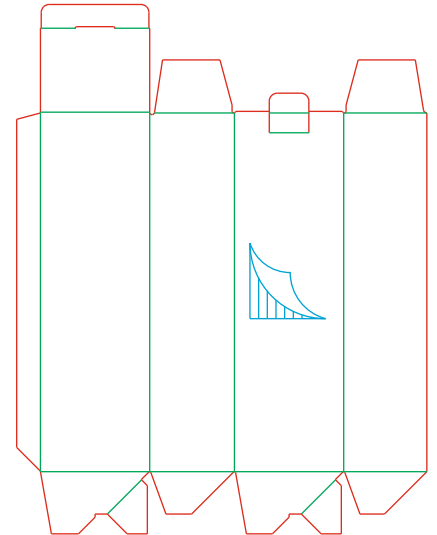
F721

NEW



F722

suggested use	lamp box
cardboard type	E flute
internal dimensions	135 x 105 x 450 mm
external dimensions	140 x 110 x 455 mm
flat dimensions	245 x 590 mm
box construction	FEFCO 0713
cardboard insert	-
tooling ID	P21051260



single corrugated cardboard
E flute


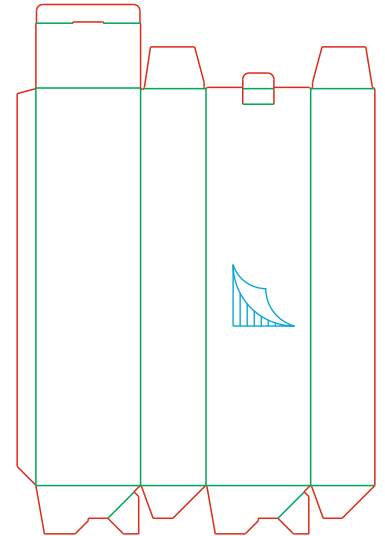
F722

NEW



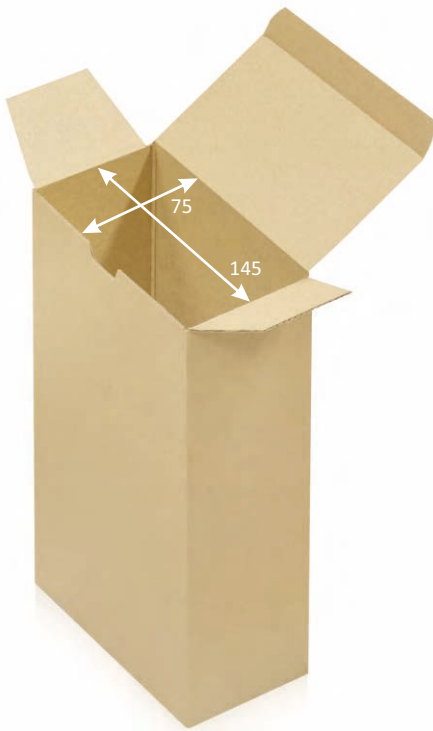
F723

suggested use	lamp box
cardboard type	E flute
internal dimensions	165 x 100 x 635 mm
external dimensions	168 x 108 x 640 mm
flat dimensions	270 x 770 mm
box construction	FEFCO 0713
cardboard insert	-
tooling ID	P21051261




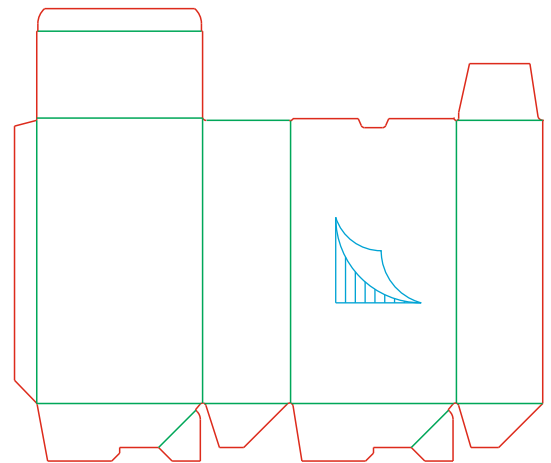
F723

NEW



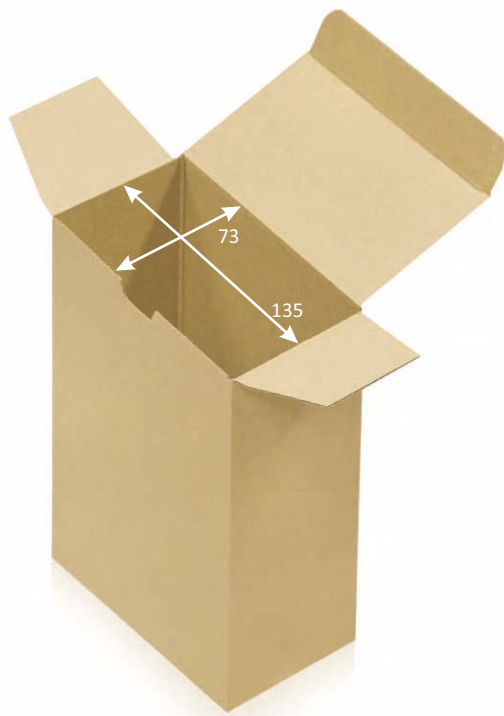
F724

suggested use	lamp box
cardboard type	E flute
internal dimensions	145 x 75 x 250 mm
external dimensions	150 x 80 x 255 mm
flat dimensions	225 x 350 mm
box construction	FEFCO 0713
cardboard insert	-
tooling ID	P21121560




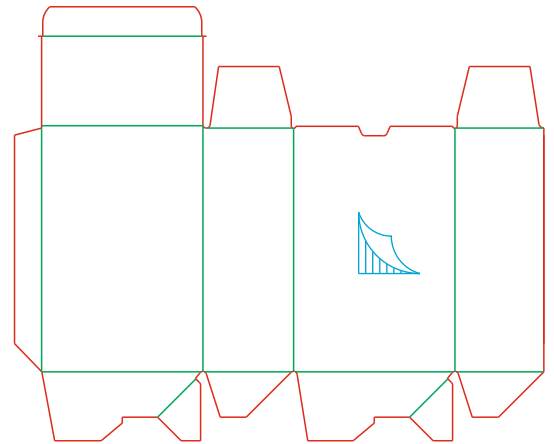
F724

NEW



F725

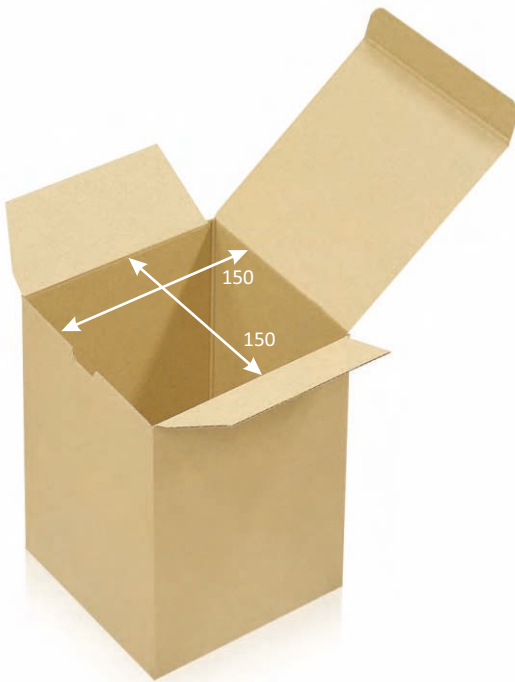
suggested use	lamp box
cardboard type	E flute
internal dimensions	135 x 73 x 205 mm
external dimensions	140 x 78 x 210 mm
flat dimensions	214 x 310 mm
box construction	FEFCO 0713
cardboard insert	-
tooling ID	P22050661



single corrugated cardboard
E flute


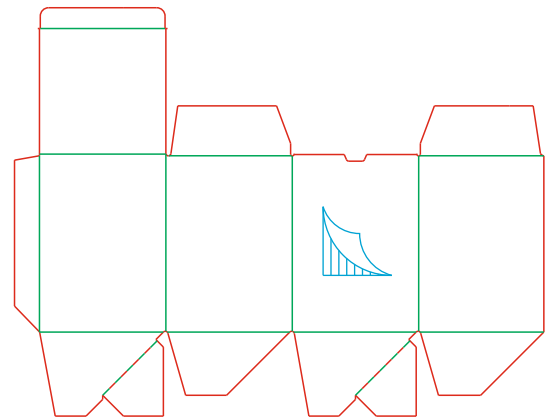
F725

NEW



F726


suggested use	lamp box
cardboard type	E flute
internal dimensions	150 x 150 x 210 mm
external dimensions	155 x 155 x 215 mm
flat dimensions	304 x 390 mm
box construction	FEFCO 0713
cardboard insert	-
tooling ID	P22070762



single corrugated cardboard
E flute


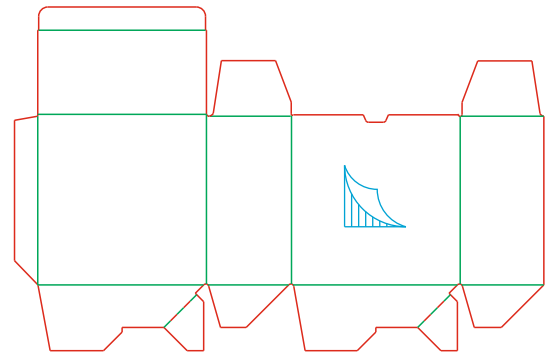
F726

NEW



F727

suggested use	lamp box
cardboard type	E flute
internal dimensions	180 x 90 x 180 mm
external dimensions	183 x 95 x 185 mm
flat dimensions	273 x 299 mm
box construction	FEFCO 0713
cardboard insert	-
tooling ID	P22081961



single corrugated cardboard
E flute



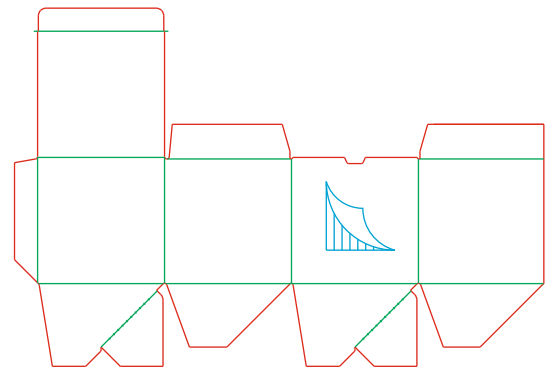
F727

NEW



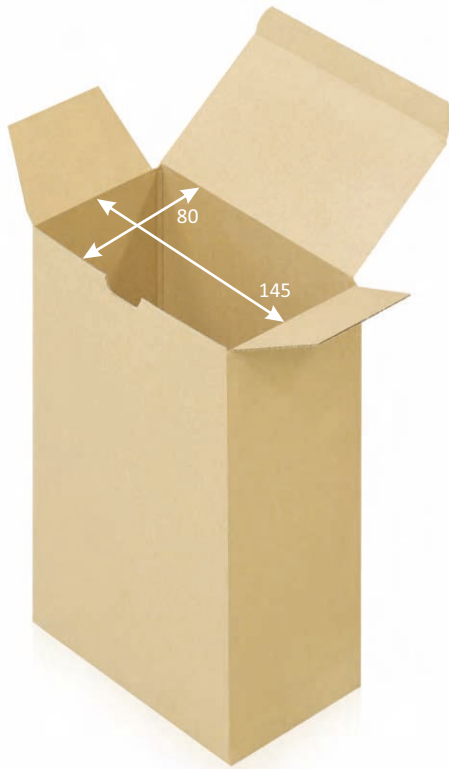
F728

suggested use	lamp box
cardboard type	E flute
internal dimensions	163 x 163 x 160 mm
external dimensions	165 x 170 x 165 mm
flat dimensions	330 x 358 mm
box construction	FEFCO 0713
cardboard insert	-
tooling ID	P22092360



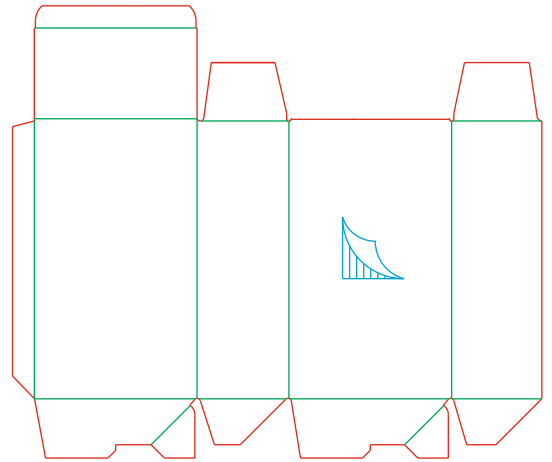
F728

NEW



F729

suggested use	lamp box
cardboard type	E flute
internal dimensions	145 x 80 x 250 mm
external dimensions	150 x 85 x 255 mm
flat dimensions	230 x 355 mm
box construction	FEFCO 0713
cardboard insert	-
tooling ID	P22101064



single corrugated cardboard
E flute

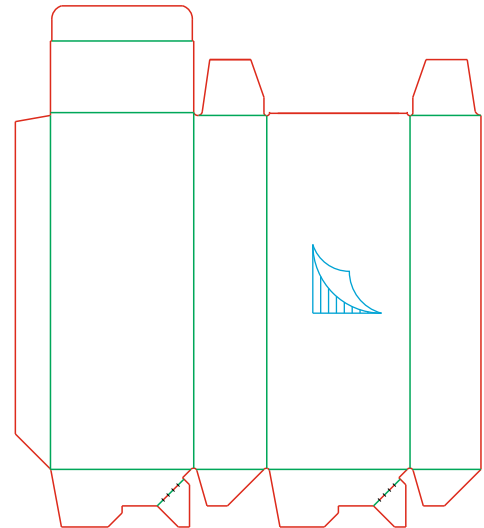
F729

NEW



F729A

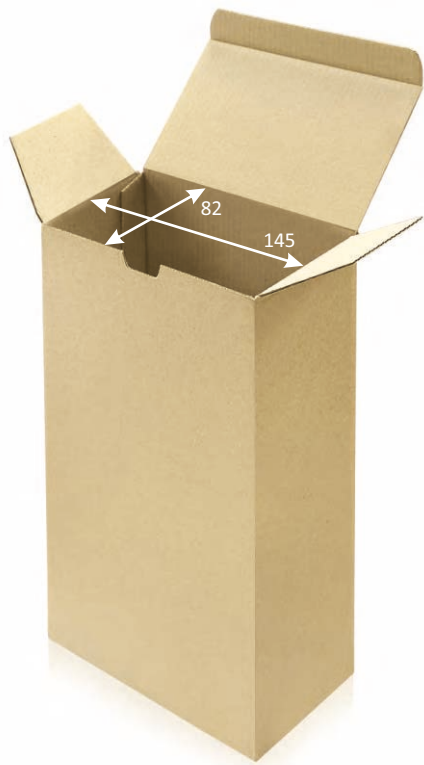
suggested use	lamp box
cardboard type	E flute
internal dimensions	100 x 45 x 250 mm
external dimensions	105 x 50 x 255 mm
flat dimensions	154 x 330 mm
box construction	FEFCO 0713
cardboard insert	-
tooling ID	P23061361



single corrugated cardboard
E flute


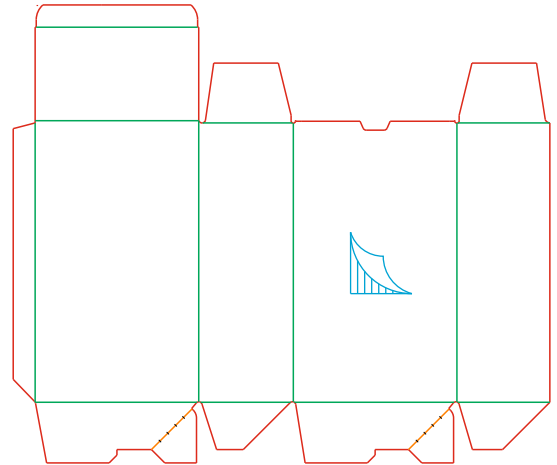
F729A

NEW




F729B

suggested use	lamp box
cardboard type	E flute
internal dimensions	145 x 82 x 250 mm
external dimensions	150 x 85 x 253 mm
flat dimensions	232 x 357 mm
box construction	FEFCO 0713
cardboard insert	-
tooling ID	P23030660


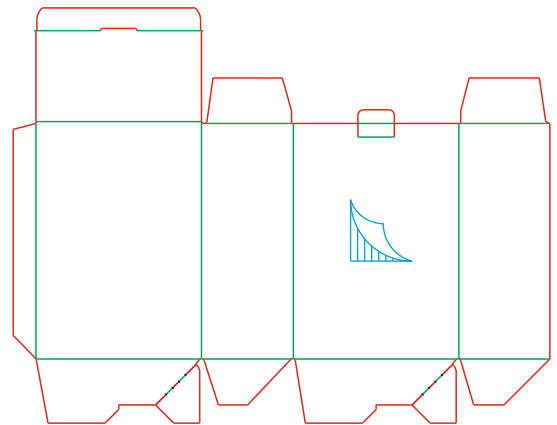


F729B



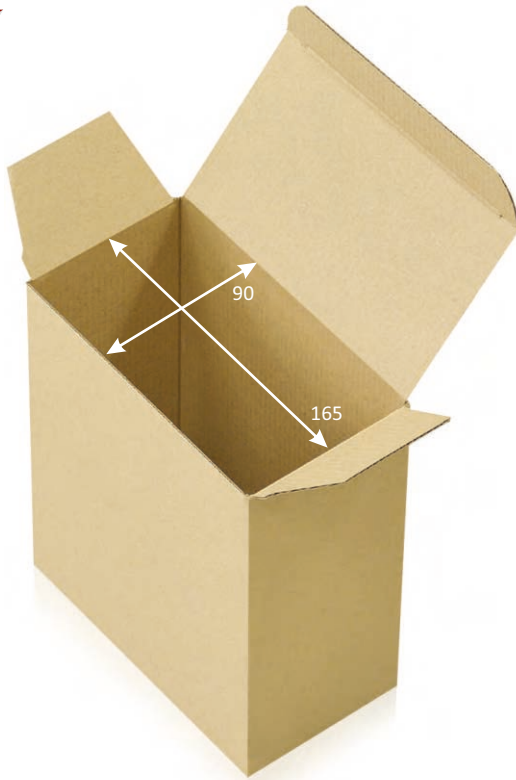
F729C

suggested use	lamp box
cardboard type	E flute
internal dimensions	180 x 97 x 257 mm
external dimensions	183 x 100 x 260 mm
flat dimensions	283 x 386 mm
box construction	FEFCO 0713
cardboard insert	-
tooling ID	P23110264




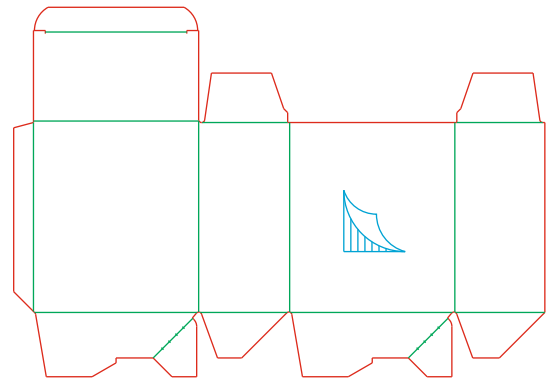
F729C

NEW



F729D

suggested use	lamp box
cardboard type	E flute
internal dimensions	165 x 90 x 190 mm
external dimensions	168 x 93 x 195 mm
flat dimensions	259 x 308 mm
box construction	FEFCO 0713
cardboard insert	-
tooling ID	P23103062





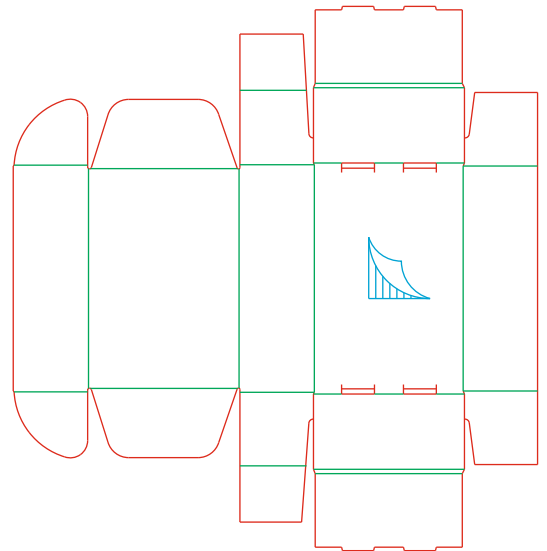
F729D

NEW



F729E

suggested use	lamp box
cardboard type	E flute
internal dimensions	250 x 165 x 85 mm
external dimensions	270 x 175 x 90 mm
flat dimensions	606 x 629 mm
box construction	FEFCO 0427
cardboard insert	-
tooling ID	P23103060




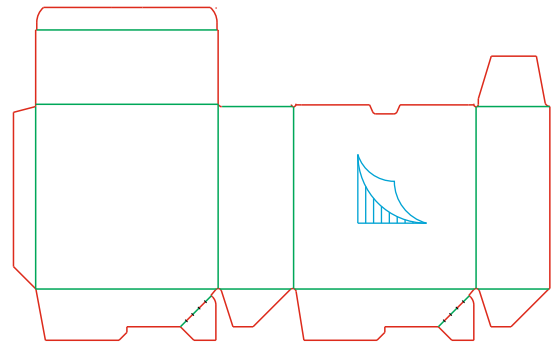
F729E

NEW



F729F

suggested use	lamp box
cardboard type	E flute
internal dimensions	158 x 65 x 160 mm
external dimensions	162 x 70 x 165 mm
flat dimensions	229 x 250 mm
box construction	FEFCO 0713
cardboard insert	-
tooling ID	P24011860



single corrugated cardboard
E flute

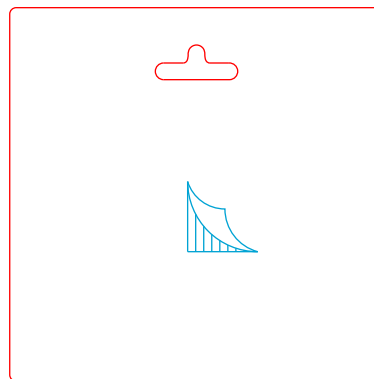
F729F



GASKET BOXES

F730

suggested use	gasket box
cardboard type	E flute
external dimensions	150 x 150 x 1 mm
flat dimensions	150 x 150 mm
box construction	FEFCO 0900
cardboard insert	-
tooling ID	170424U03

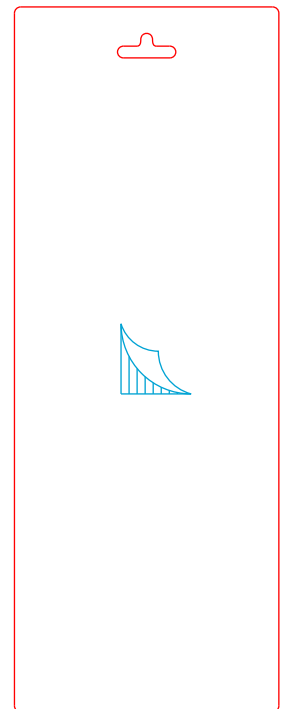


single corrugated cardboard
E flute

F730

F731

suggested use	gasket box
cardboard type	E flute
external dimensions	150 x 400 x 1 mm
flat dimensions	150 x 400 mm
box construction	FEFCO 0900
cardboard insert	-
tooling ID	170424U04





single corrugated cardboard
E flute

F731



F732

suggested use	gasket box
cardboard type	B flute
external dimensions	300 x 530 x 2 mm
flat dimensions	300 x 530 mm
box construction	FEFCO 0900
cardboard insert	-
tooling ID	181105C05





single corrugated cardboard
B flute

F732



F733

suggested use	gasket box
cardboard type	B flute
external dimensions	350 x 700 x 1 mm
flat dimensions	350 x 700 mm
box construction	FEFCO 0900
cardboard insert	-
tooling ID	P22101260




single corrugated cardboard
B flute

F733



F734

suggested use	gasket box
cardboard type	E flute
external dimensions	350 x 650 x 2 mm
flat dimensions	350 x 650 mm
box construction	FEFCO 0900
cardboard insert	-
tooling ID	P23051561





single corrugated cardboard
E flute

F734



F735

suggested use	gasket box
cardboard type	E flute
external dimensions	300 x 550 x 1 mm
flat dimensions	300 x 550 mm
box construction	FEFCO 0900
cardboard insert	-
tooling ID	P23051562




single corrugated cardboard
E flute

F735



F736

suggested use	gasket box
cardboard type	EE flute
external dimensions	350 x 900 x 2 mm
flat dimensions	350 x 900 mm
box construction	FEFCO 0900
cardboard insert	-
tooling ID	P23091962



single corrugated cardboard
EE flute



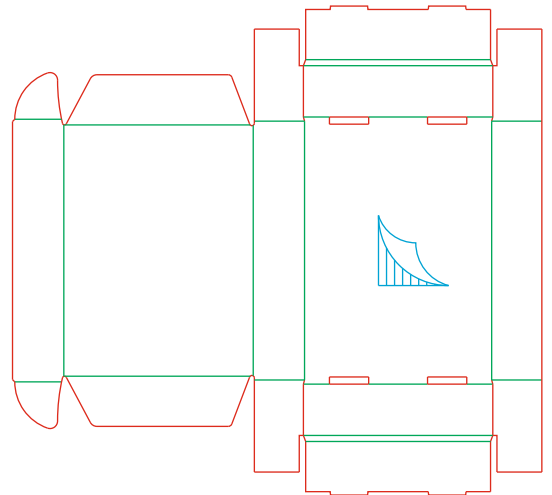
F736



TIMING CHAIN KIT BOXES

F750

suggested use	timing chain kit box
cardboard type	B flute
internal dimensions	330 x 245 x 65 mm
external dimensions	355 x 253 x 70 mm
flat dimensions	702 x 648 mm
box construction	FEFCO 0427
cardboard insert	-
tooling ID	170412W05





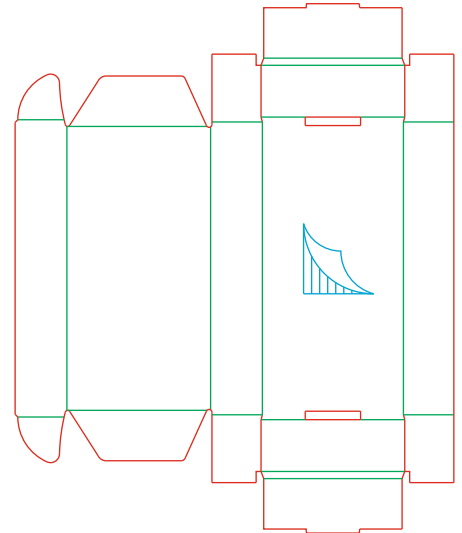

single corrugated cardboard
B flute

F750

TIMING CHAIN KIT BOXES

F751

suggested use	timing chain kit box
cardboard type	B flute
internal dimensions	315 x 155 x 55 mm
external dimensions	340 x 162 x 60 mm
flat dimensions	492 x 593 mm
box construction	FEFCO 0427
cardboard insert	-
tooling ID	170412W06



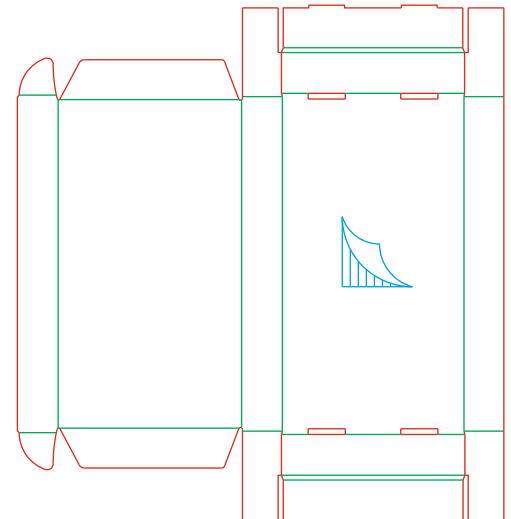



single corrugated cardboard
B flute

F751

F752

suggested use	timing chain kit box
cardboard type	B flute
internal dimensions	545 x 300 x 65 mm
external dimensions	570 x 308 x 70 mm
flat dimensions	812 x 863 mm
box construction	FEFCO 0427
cardboard insert	-
tooling ID	170412W04





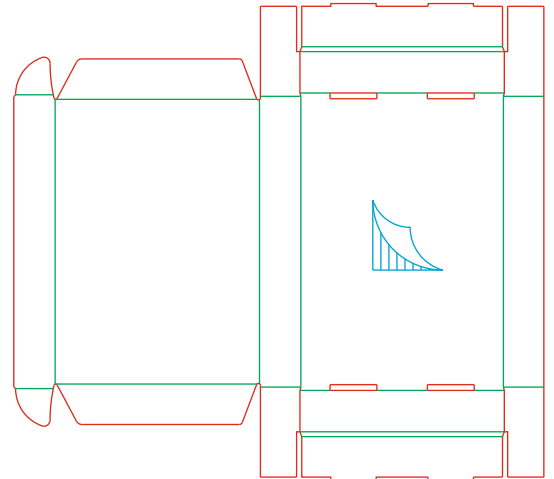
single corrugated cardboard
B flute

F752

TIMING CHAIN KIT BOXES

F753

suggested use	timing chain kit box
cardboard type	B flute
internal dimensions	465 x 330 x 65 mm
external dimensions	490 x 338 x 70 mm
flat dimensions	872 x 783 mm
box construction	FEFCO 0427
cardboard insert	-
tooling ID	170412W07





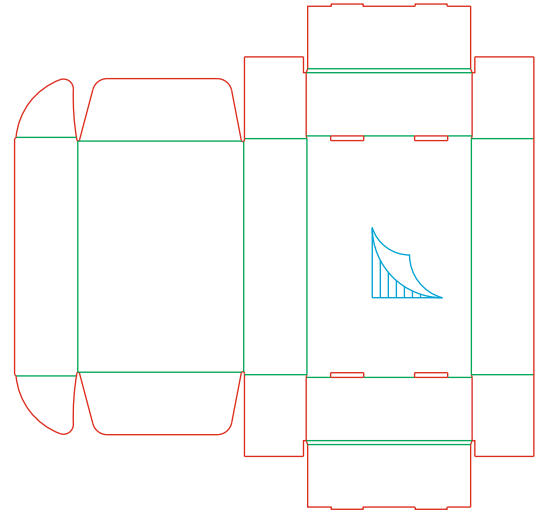
single corrugated cardboard
B flute

F753

F754



suggested use	timing chain kit box
cardboard type	B flute
internal dimensions	465 x 330 x 125 mm
external dimensions	490 x 338 x 130 mm
flat dimensions	1051 x 1023 mm
box construction	FEFCO 0427
cardboard insert	-
tooling ID	170412W08





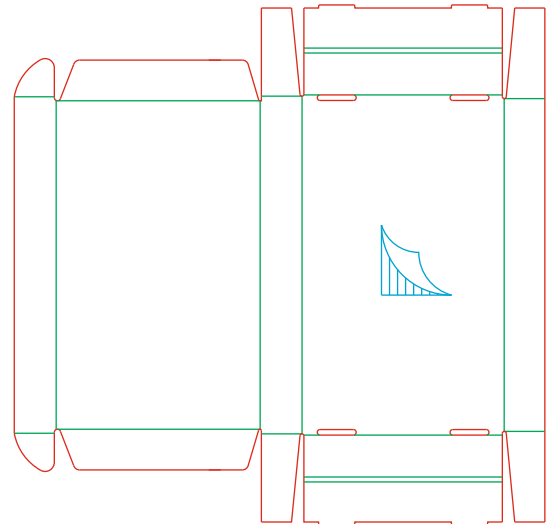
single corrugated cardboard
B flute

F754

TIMING CHAIN KIT BOXES

F755

suggested use	timing chain kit box
cardboard type	B flute
internal dimensions	540 x 325 x 65 mm
external dimensions	555 x 332 x 70 mm
flat dimensions	861 x 844 mm
box construction	FEFCO 0427
cardboard insert	-
tooling ID	170529U02



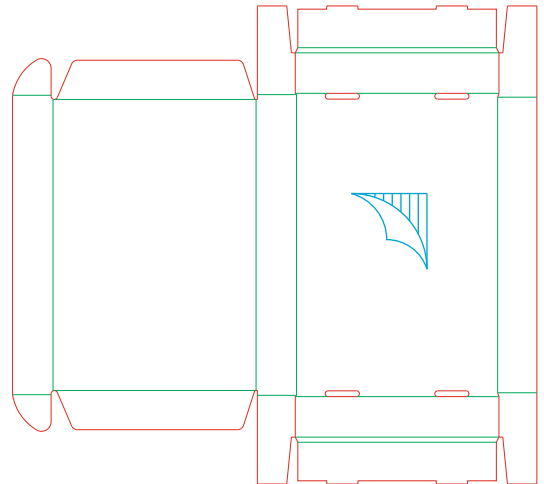


single corrugated cardboard
B flute

F755

F756

suggested use	timing chain kit box
cardboard type	B flute
internal dimensions	450 x 310 x 60 mm
external dimensions	470 x 315 x 63 mm
flat dimensions	816 x 744 mm
box construction	FEFCO 0427
cardboard insert	-
tooling ID	171019U06




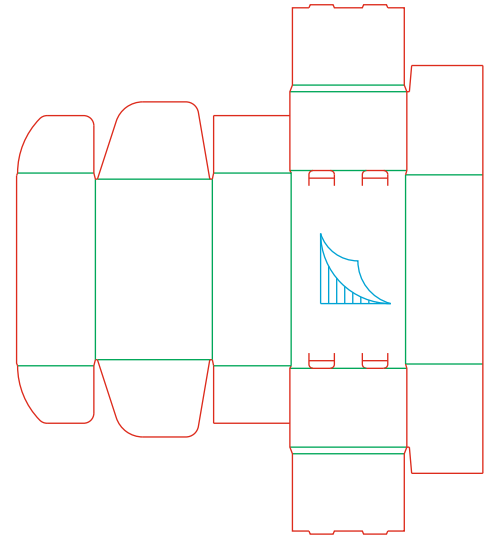
single corrugated cardboard
B flute

F756

TIMING CHAIN KIT BOXES

F757

suggested use	timing chain kit box
cardboard type	EB flute
internal dimensions	350 x 220 x 150 mm
external dimensions	395 x 233 x 155 mm
flat dimensions	917 x 1041 mm
box construction	FEFCO 0427
cardboard insert	W780
tooling ID	170517C01



double corrugated cardboard
EB flute



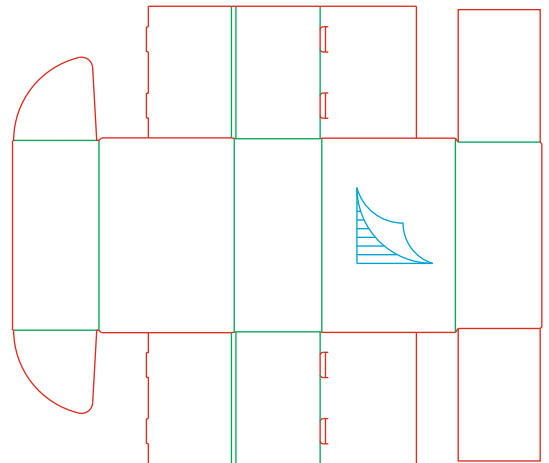
F757

NEW



F758

suggested use	timing chain kit box
cardboard type	B flute
internal dimensions	320 x 235 x 145 mm
external dimensions	347 x 240 x 156 mm
flat dimensions	816 x 943 mm
box construction	FEFCO 0471
cardboard insert	-
tooling ID	180917C08



single corrugated cardboard
B flute

F758


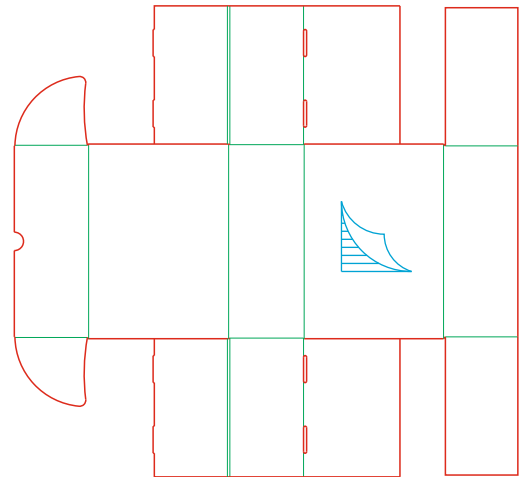
TIMING CHAIN KIT BOXES

NEW



F759

suggested use	timing chain kit box
cardboard type	E flute
internal dimensions	300 x 225 x 120 mm
external dimensions	317 x 230 x 123 mm
flat dimensions	767 x 820 mm
box construction	FEFCO 0471
cardboard insert	-
tooling ID	190613C11





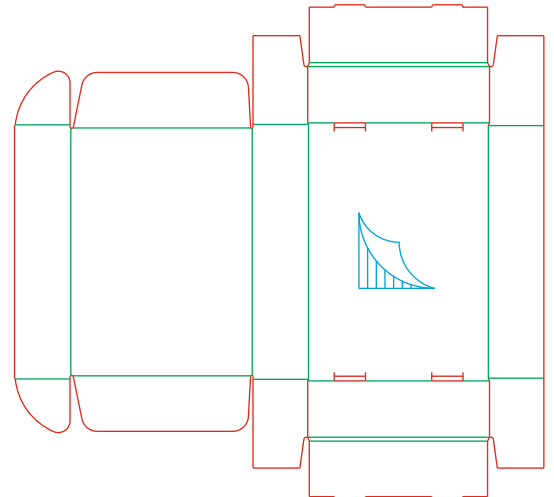
single corrugated cardboard
E flute

F759



F760

suggested use	timing chain kit box
cardboard type	E flute
internal dimensions	320 x 230 x 70 mm
external dimensions	330 x 235 x 75 mm
flat dimensions	677 x 632 mm
box construction	FEFCO 0427
cardboard insert	-
tooling ID	191213104




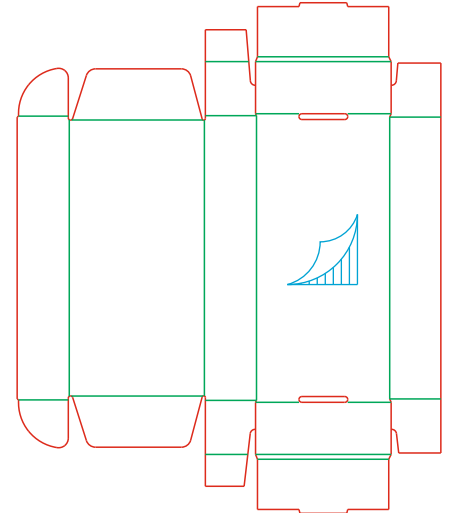
F760

NEW



F761

suggested use	timing chain kit box
cardboard type	E flute
internal dimensions	285 x 135 x 50 mm
external dimensions	300 x 140 x 55 mm
flat dimensions	439 x 529 mm
box construction	FEFCO 0427
cardboard insert	-
tooling ID	P20111838



single corrugated cardboard
E flute


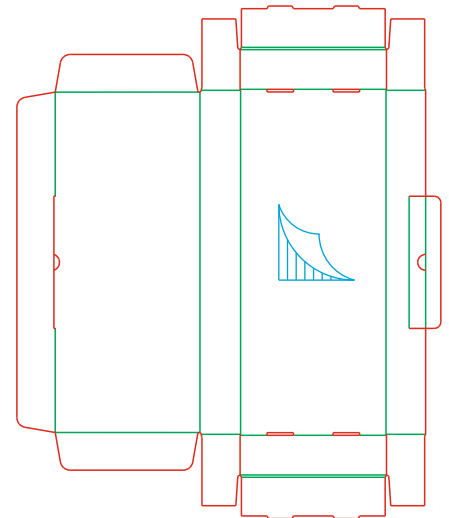
F761

NEW



F762

suggested use	timing chain kit box
cardboard type	E flute
internal dimensions	515 x 215 x 48 mm
external dimensions	525 x 220 x 52 mm
flat dimensions	642 x 776 mm
box construction	FEFCO 0427
cardboard insert	-
tooling ID	P20111633



single corrugated cardboard
E flute

F762


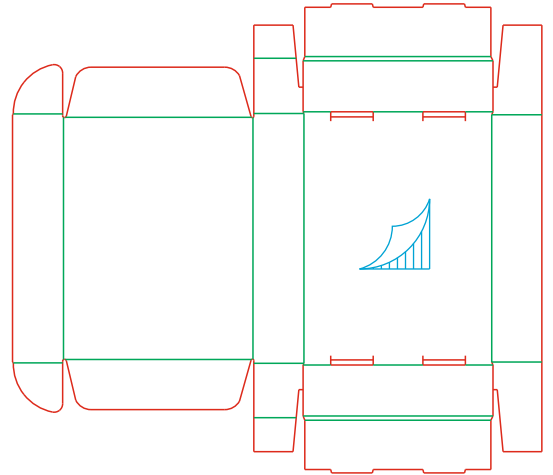
TIMING CHAIN KIT BOXES

NEW



F763

suggested use	timing chain kit box
cardboard type	E flute
internal dimensions	290 x 215 x 57 mm
external dimensions	300 x 225 x 60 mm
flat dimensions	623 x 552 mm
box construction	FEFCO 0427
cardboard insert	-
tooling ID	P20091138



single corrugated cardboard
E flute


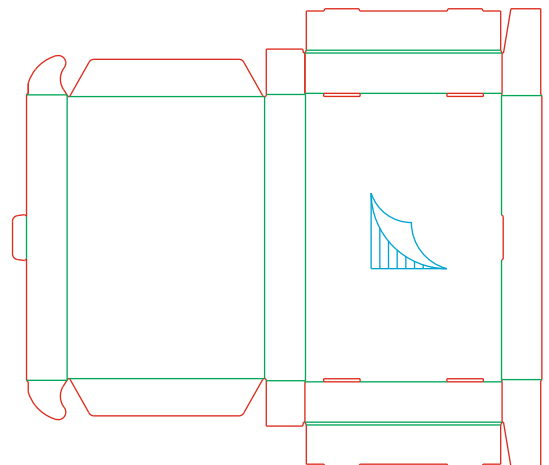
F763

NEW



F764

suggested use	timing chain kit box
cardboard type	E flute
internal dimensions	500 x 345 x 70 mm
external dimensions	520 x 353 x 73 mm
flat dimensions	817 x 945 mm
box construction	FEFCO 0427
cardboard insert	-
tooling ID	P21010461



single corrugated cardboard
E flute


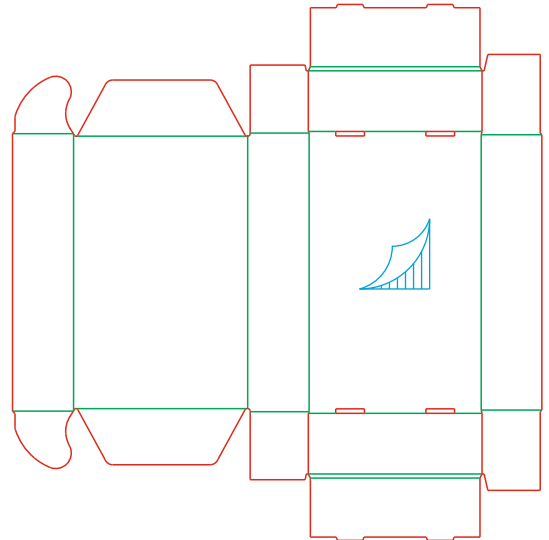
F764

NEW



F765

suggested use	timing chain kit box
cardboard type	E flute
internal dimensions	335 x 205 x 70 mm
external dimensions	345 x 213 x 75 mm
flat dimensions	646 x 654 mm
box construction	FEFCO 0427
cardboard insert	-
tooling ID	P21010463



single corrugated cardboard
E flute



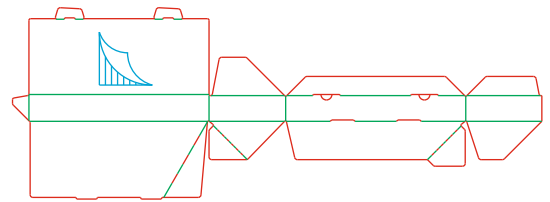
F765

NEW



F766

suggested use	timing chain kit box
cardboard type	E flute
internal dimensions	325 x 135 x 43 mm
external dimensions	330 x 140 x 50 mm
flat dimensions	469 x 207 mm
box construction	FEFCO 0713/0701
cardboard insert	-
tooling ID	P20120720



F766


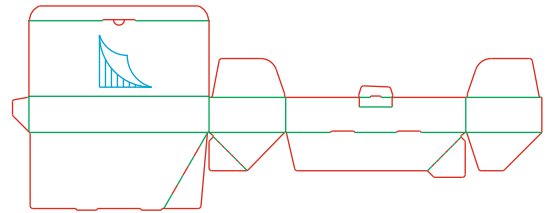
TIMING CHAIN KIT BOXES

NEW



F767


suggested use	timing chain kit box
cardboard type	E flute
internal dimensions	325 x 135 x 65 mm
external dimensions	330 x 140 x 70 mm
flat dimensions	468 x 230 mm
box construction	FEFCO 0713/0701
cardboard insert	-
tooling ID	P20120721



single corrugated cardboard
E flute


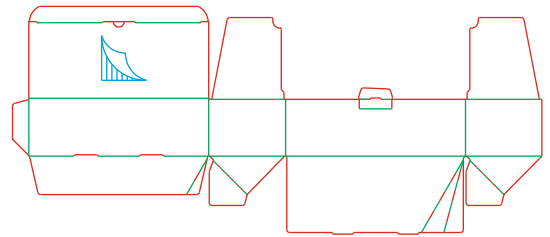
F767

NEW



F768

suggested use	timing chain kit box
cardboard type	E flute
internal dimensions	330 x 140 x 100 mm
external dimensions	333 x 145 x 107 mm
flat dimensions	472 x 278 mm
box construction	FEFCO 0713/0701
cardboard insert	-
tooling ID	P20120722



single corrugated cardboard
E flute

F768



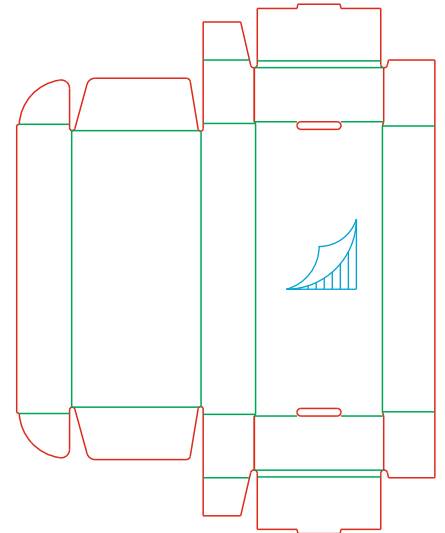
TIMING CHAIN KIT BOXES

NEW



F769

suggested use	timing chain kit box
cardboard type	B flute
internal dimensions	327 x 143 x 53 mm
external dimensions	350 x 155 x 65 mm
flat dimensions	495 x 626 mm
box construction	FEFCO 0427
cardboard insert	-
tooling ID	P21040660



single corrugated cardboard
B flute



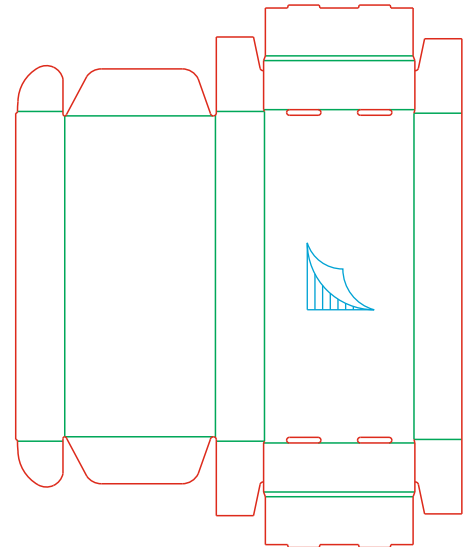
F769

NEW



F770

suggested use	timing chain kit box
cardboard type	B flute
internal dimensions	545 x 250 x 80 mm
external dimensions	565 x 255 x 85 mm
flat dimensions	755 x 918 mm
box construction	FEFCO 0427
tooling ID	P24012460



single corrugated cardboard
B flute



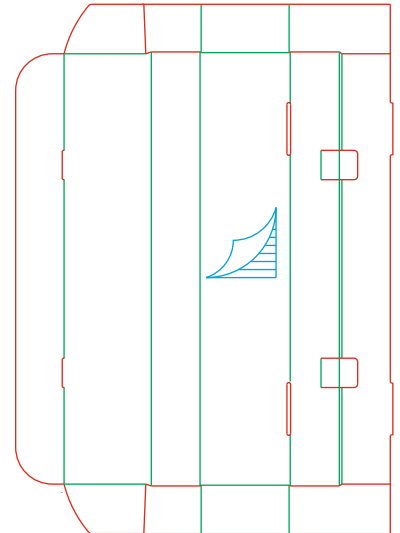

F770



STEERING RACK BOXES

F780

suggested use	steering rack box
cardboard type	B flute
internal dimensions	1171 x 236 x 132 mm
external dimensions	1180 x 246 x 137 mm
flat dimensions	1444 x 1029 mm
box construction	FEFCO 0470
cardboard insert	-
tooling ID	KNU 36939




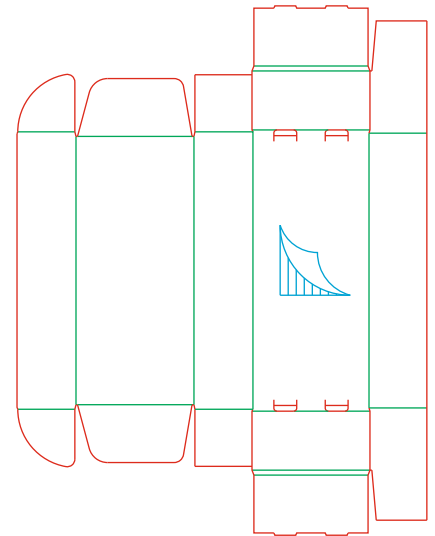
single corrugated cardboard
B flute

F780

STEERING RACK BOXES

F781

suggested use	steering rack box
cardboard type	EB flute
internal dimensions	700 x 300 x 150 mm
external dimensions	740 x 315 x 155 mm
flat dimensions	1391 x 1077 mm
box construction	FEFCO 0427
cardboard insert	W781
tooling ID	170517C04


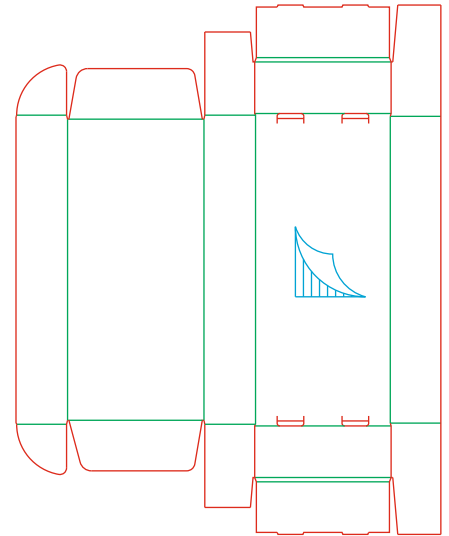


double corrugated cardboard
EB flute

F781

F782

suggested use	steering rack box
cardboard type	EB flute
internal dimensions	900 x 400 x 150 mm
external dimensions	940 x 412 x 155 mm
flat dimensions	1277 x 1591 mm
box construction	FEFCO 0427
cardboard insert	W782
tooling ID	170517C05




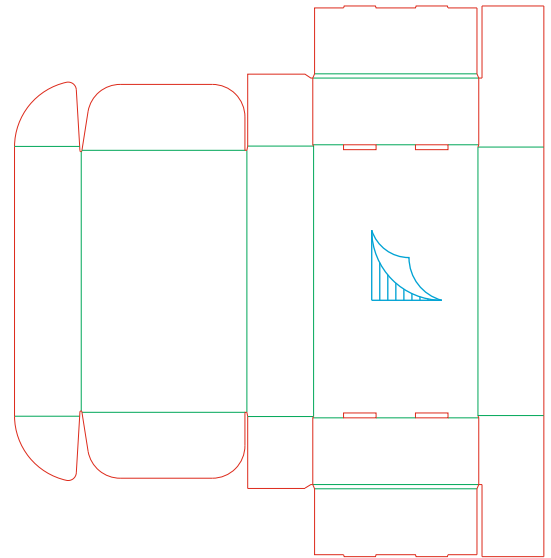
double corrugated cardboard
EB flute

F782

STEERING RACK BOXES

F783

suggested use	steering rack box
cardboard type	EB flute
internal dimensions	800 x 500 x 200 mm
external dimensions	835 x 510 x 205 mm
flat dimensions	1626 x 1692 mm
box construction	FEFCO 0427
cardboard insert	-
tooling ID	160201B01



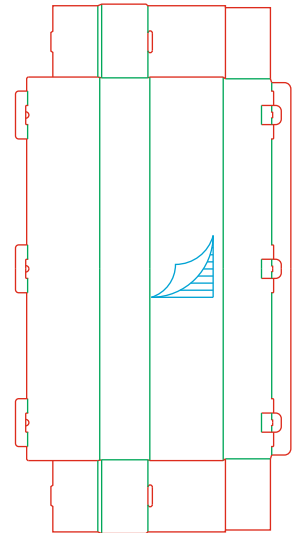



double corrugated cardboard
EB flute

F783

F784

suggested use	steering rack box
cardboard type	BC flute
internal dimensions	1168 x 223 x 150 mm
external dimensions	1203 x 230 x 155 mm
flat dimensions	1659 x 863 mm
box construction	FEFCO 0470
cardboard insert	-
tooling ID	KNU 1601498


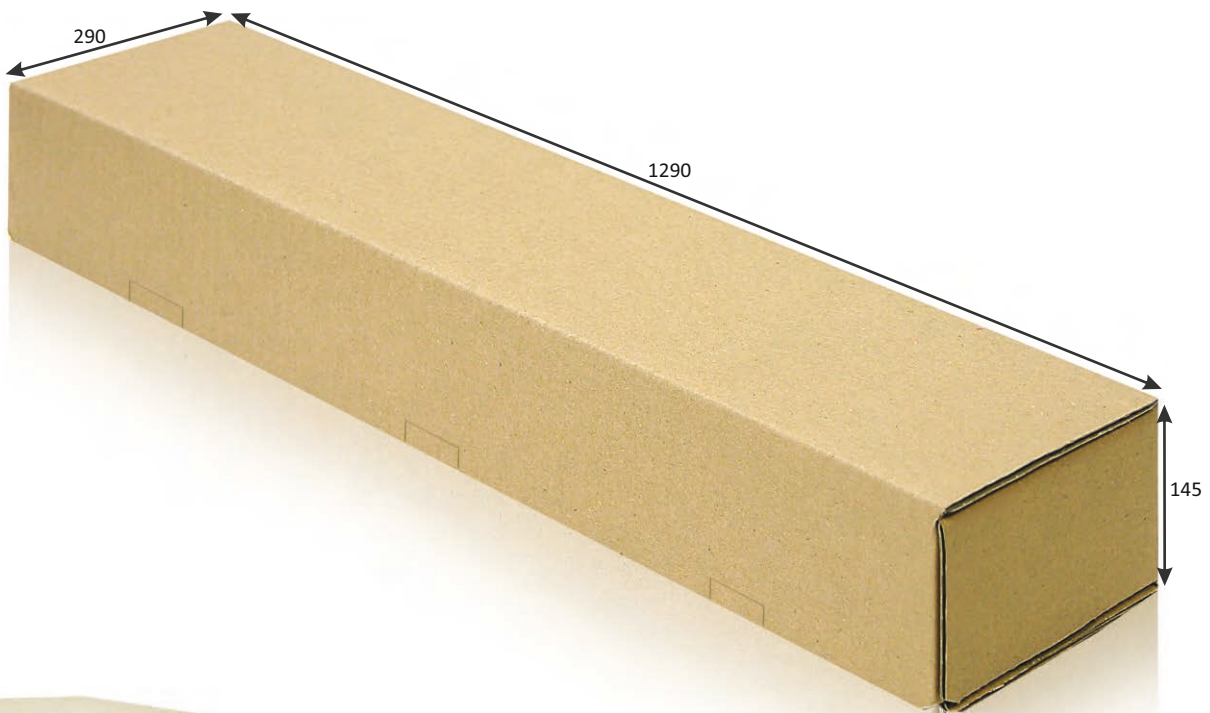
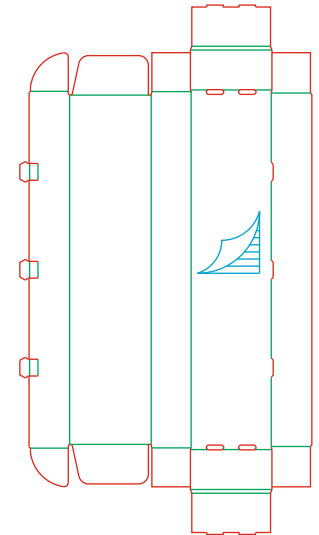


F784

STEERING RACK BOXES

F785


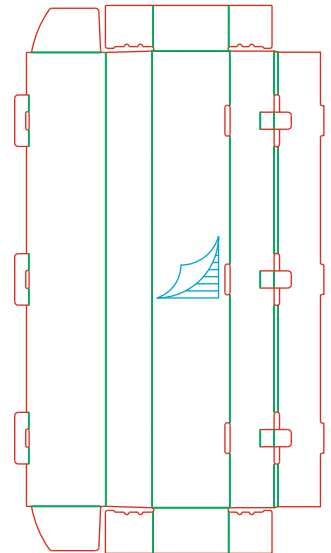

suggested use	steering rack box
cardboard type	EB flute
internal dimensions	1246 x 282 x 138 mm
external dimensions	1290 x 290 x 145 mm
flat dimensions	1896 x 1046 mm
box construction	FEFCO 0427
cardboard insert	-
tooling ID	KNU 1700173



F785

F786

suggested use	steering rack box
cardboard type	EC flute
internal dimensions	1315 x 220 x 129 mm
external dimensions	1350 x 238 x 135 mm
flat dimensions	1595 x 900 mm
box construction	FEFCO 0470
cardboard insert	-
tooling ID	KNU 30718





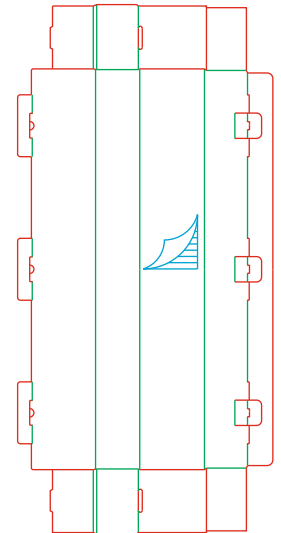

double corrugated cardboard
EC flute

F786

STEERING RACK BOXES

F787


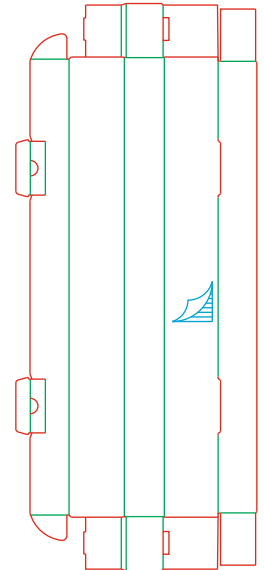
suggested use	steering rack box
cardboard type	BC flute
internal dimensions	1391 x 223 x 145 mm
external dimensions	1424 x 230 x 165 mm
flat dimensions	1881 x 907 mm
box construction	FEFCO 0470
cardboard insert	-
tooling ID	KNU 42419



F787

F788

suggested use	steering rack box
cardboard type	EC flute
internal dimensions	1463 x 170 x 125 mm
external dimensions	1498 x 183 x 130 mm
flat dimensions	1845 x 784 mm
box construction	FEFCO 0471
cardboard insert	-
tooling ID	KNU 37311




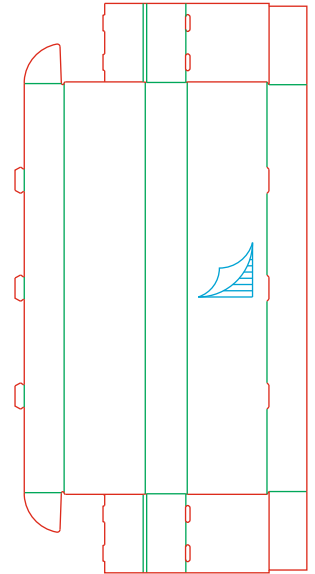
double corrugated cardboard
EC flute

F788

STEERING RACK BOXES

F789

suggested use	steering rack box
cardboard type	EB flute
internal dimensions	1440 x 280 x 140 mm
external dimensions	1473 x 293 x 148 mm
flat dimensions	2035 x 1043 mm
box construction	FEFCO 0471
cardboard insert	W789
tooling ID	KNU 43265



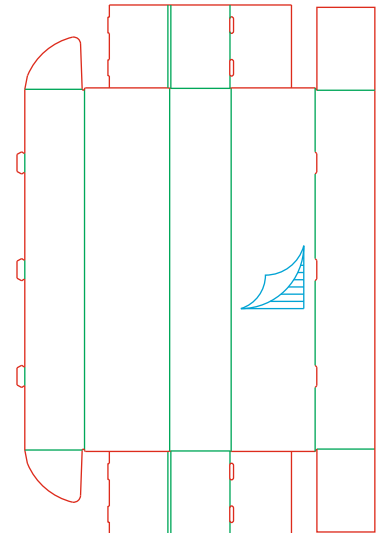


double corrugated cardboard
EB flute

F789

F790

suggested use	steering rack box
cardboard type	EB flute
internal dimensions	1503 x 350 x 250 mm
external dimensions	1538 x 362 x 260 mm
flat dimensions	2238 x 1513 mm
box construction	FEFCO 0471
cardboard insert	W790
tooling ID	KNU 42986



F790


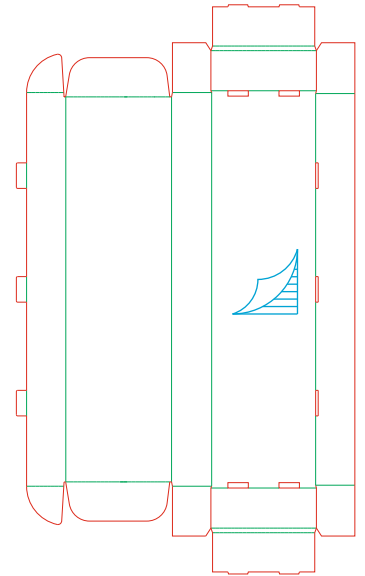
STEERING RACK BOXES

NEW



F791

suggested use	steering rack box
cardboard type	BC flute
internal dimensions	1500 x 400 x 150 mm
external dimensions	1550 x 420 x 160 mm
flat dimensions	2228 x 1325 mm
box construction	FEFCO 0427
cardboard insert	W791
tooling ID	47480-2



double corrugated cardboard
BC flute


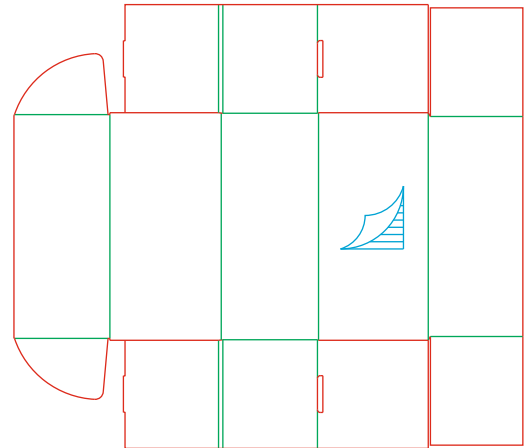
F791

NEW



F792

suggested use	steering rack box
cardboard type	EB flute
internal dimensions	800 x 400 x 350 mm
external dimensions	835 x 410 x 360 mm
flat dimentions	1642 x 1883 mm
box construction	FEFCO 0471
cardboard insert	-
tooling ID	P027492



double corrugated cardboard
EB flute

F792


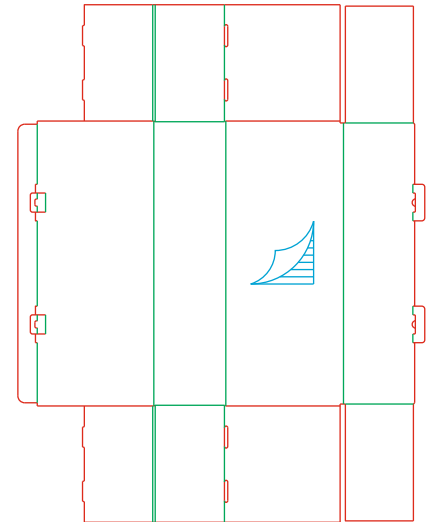
STEERING RACK BOXES

NEW



F794

suggested use	steering rack box
cardboard type	EB flute
internal dimensions	1000 x 420 x 250 mm
external dimensions	1030 x 430 x 260 mm
flat dimensions	1869 x 1470 mm
box construction	FEFCO 0471
cardboard insert	W794
tooling ID	59306-1



double corrugated cardboard
EB flute



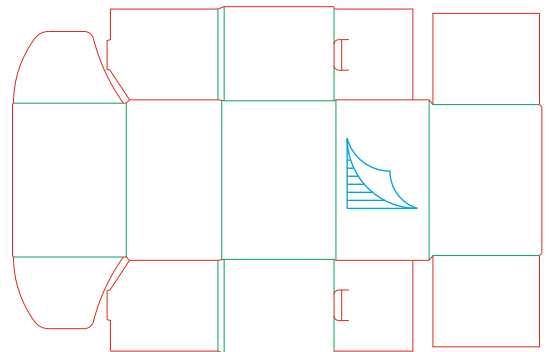
F794



AIR CONDITIONING COMPRESSOR BOXES

F800

suggested use	air conditioning compressor box
cardboard type	EB flute
internal dimensions	300 x 190 x 230 mm
external dimensions	336 x 200 x 245 mm
flat dimensions	726 x 1108 mm
box construction	FEFCO 0471
cardboard insert	W800
tooling ID	180502C01




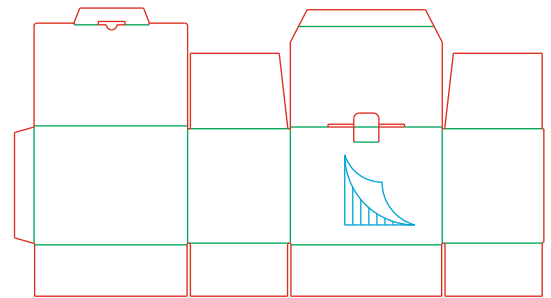
F800

NEW



F801

suggested use	air conditioning compressor box
cardboard type	EE flute
internal dimensions	270 x 180 x 210 mm
external dimensions	275 x 185 x 215 mm
flat dimensions	513 x 459 mm
box construction	FEFCO 0212
cardboard insert	-
tooling ID	P21120662



double corrugated cardboard
EE flute

F801




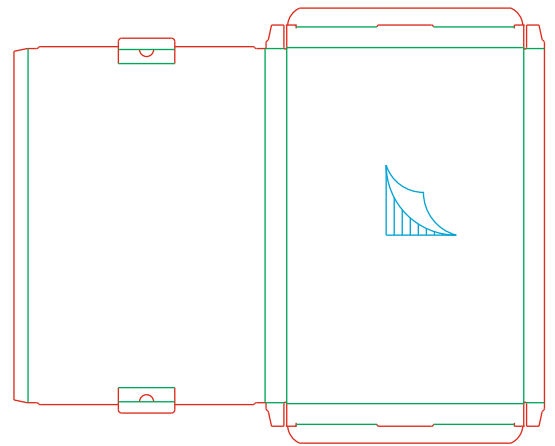
TIMING BELT BOXES

NEW



F820

suggested use	timing belt box
cardboard type	E flute
internal dimensions	250 x 20 x 375 mm
external dimensions	253 x 23 x 378 mm
flat dimensions	274 x 462 mm
box construction	FEFCO 0210
cardboard insert	-
tooling ID	181024104



single corrugated cardboard
E flute


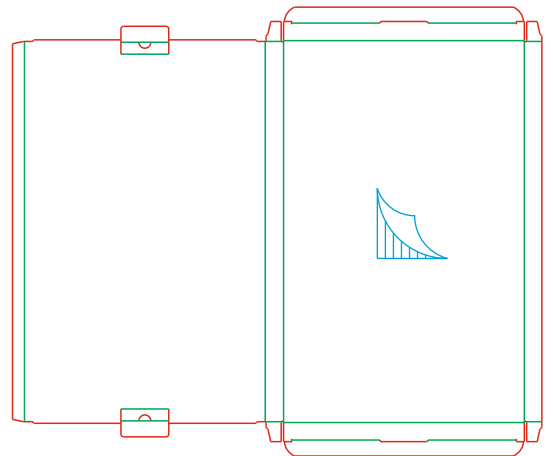
F820

NEW



F821

suggested use	timing belt box
cardboard type	E flute
internal dimensions	300 x 20 x 477 mm
external dimensions	303 x 23 x 480 mm
flat dimensions	325 x 563 mm
box construction	FEFCO 0210
cardboard insert	-
tooling ID	190121102




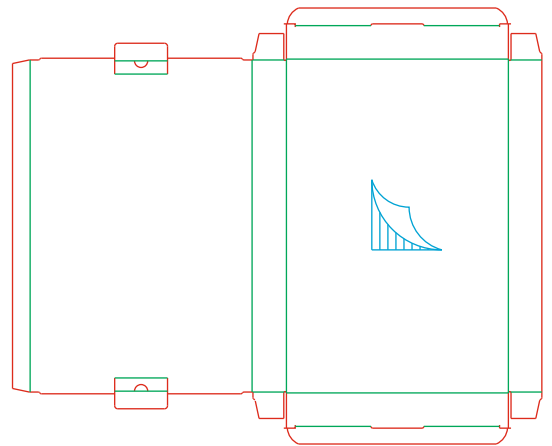
single corrugated cardboard
E flute

F821



F822

suggested use	timing belt box
cardboard type	E flute
internal dimensions	250 x 37 x 377 mm
external dimensions	253 x 40 x 380 mm
flat dimensions	291 x 495 mm
box construction	FEFCO 0210
cardboard insert	-
tooling ID	190211C01



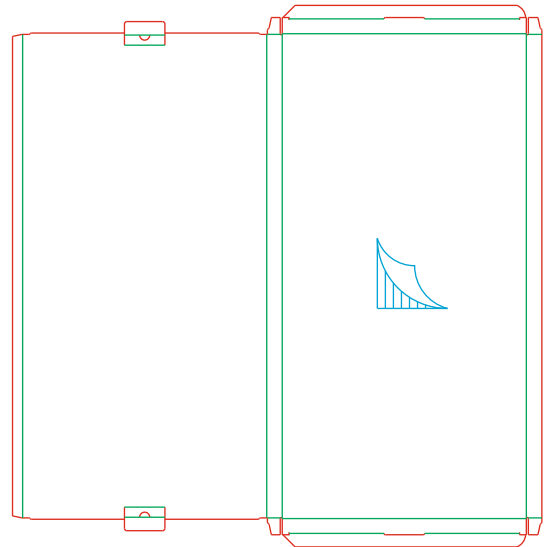
single corrugated cardboard
E flute

F822



F823

suggested use	timing belt box
cardboard type	E flute
internal dimensions	360 x 20 x 717 mm
external dimensions	363 x 23 x 720 mm
flat dimensions	385 x 803 mm
box construction	FEFCO 0210
cardboard insert	-
tooling ID	190211C02 / 190402E03



single corrugated cardboard
E flute



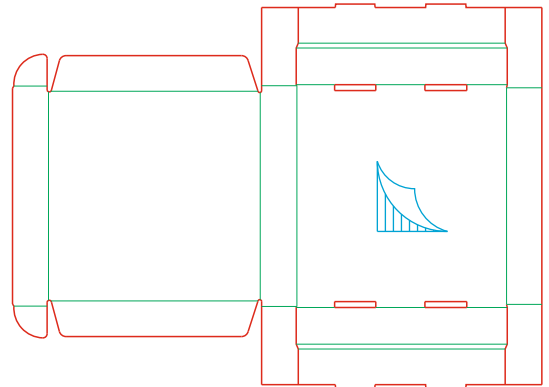
F823

NEW



F824

suggested use	timing belt box
cardboard type	B flute
internal dimensions	305 x 300 x 50 mm
external dimensions	325 x 305 x 53 mm
flat dimensions	765 x 555 mm
box construction	FEFCO 0427
cardboard insert	-
tooling ID	190208B04




single corrugated cardboard
B flute

F824


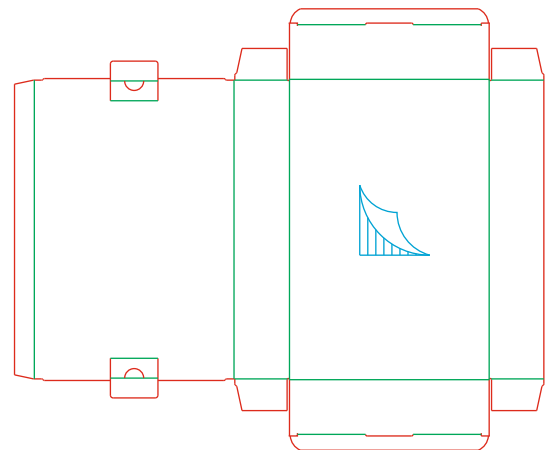
TIMING BELT BOXES

NEW



F825


suggested use	timing belt box
cardboard type	E flute
internal dimensions	250 x 68 x 377 mm
external dimensions	253 x 71 x 380 mm
flat dimensions	322 x 557 mm
box construction	FEFCO 0210
cardboard insert	-
tooling ID	190729C01



single corrugated cardboard
E flute


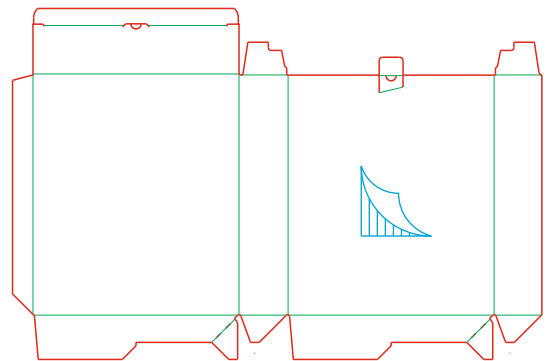
F825

NEW



F826

suggested use	timing belt box
cardboard type	E flute
internal dimensions	300 x 65 x 350 mm
external dimensions	303 x 70 x 355 mm
flat dimensions	374 x 450 mm
box construction	FEFCO 0713
cardboard insert	-
tooling ID	191125L01



single corrugated cardboard
E flute

F826


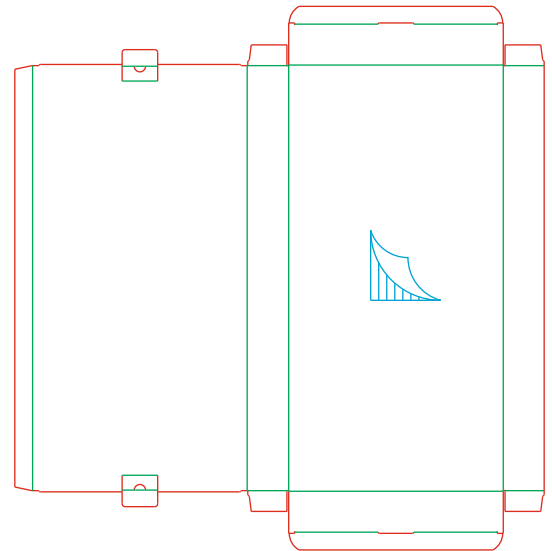
TIMING BELT BOXES

NEW



F827

suggested use	timing belt box
cardboard type	E flute
internal dimensions	360 x 67 x 717 mm
external dimensions	363 x 70 x 720 mm
flat dimensions	917 x 432 mm
box construction	FEFCO 0210
cardboard insert	-
tooling ID	P22011060




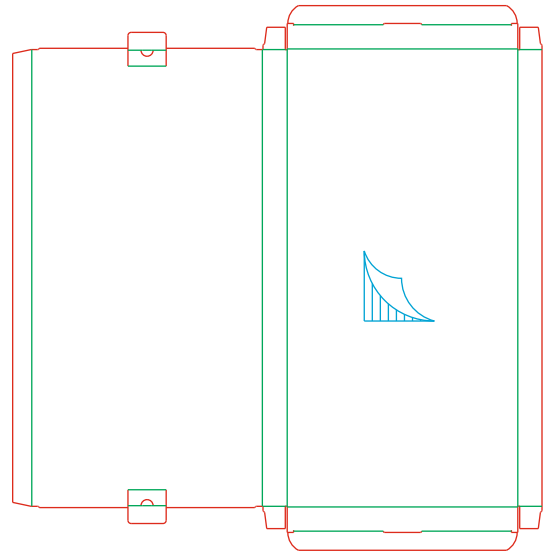
single corrugated cardboard
E flute

F827



F828

suggested use	timing belt box
cardboard type	E flute
internal dimensions	360 x 37 x 717 mm
external dimensions	362 x 40 x 720 mm
flat dimensions	400 x 855 mm
box construction	FEFCO 0210
cardboard insert	P22060265
tooling ID	




single corrugated cardboard
E flute

F828





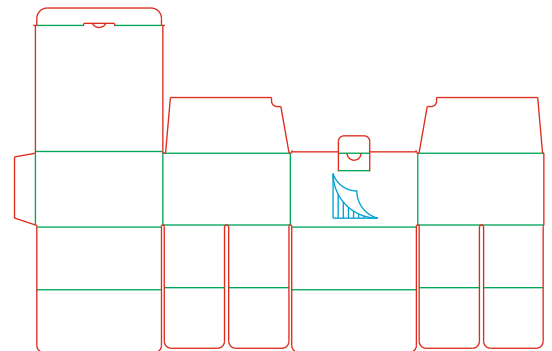
ENGINE PISTON KIT BOXES

NEW



F840

suggested use	engine piston kit
cardboard type	B flute
internal dimensions	180 x 180 x 100 mm
external dimensions	185 x 185 x 110 mm
flat dimensions	366 x 495 mm
box construction	FEFCO 0212
cardboard insert	-
tooling ID	181105C07



single corrugated cardboard
B flute

F840



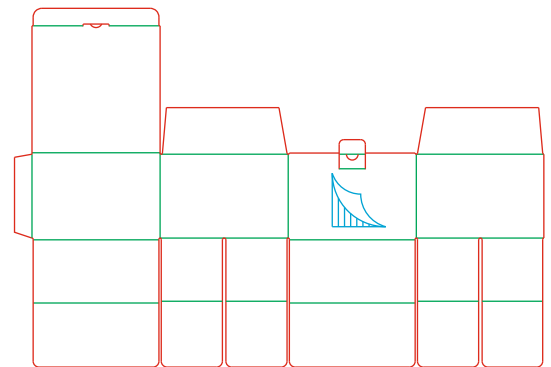
ENGINE PISTON KIT

NEW



F841


suggested use	engine piston kit
cardboard type	B flute
internal dimensions	217 x 215 x 140 mm
external dimensions	220 x 222 x 150 mm
flat dimensions	440 x 616 mm
box construction	FEFCO 0212
cardboard insert	-
tooling ID	181105C08



single corrugated cardboard
B flute



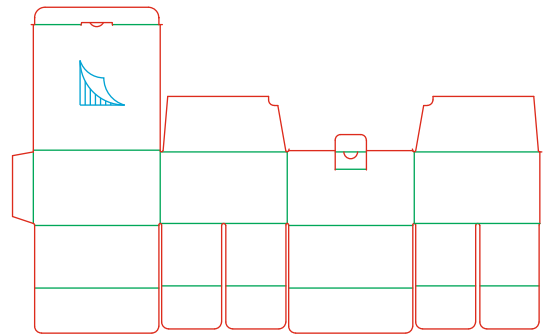
F841

NEW



F842

suggested use	engine piston kit
cardboard type	B flute
internal dimensions	180 x 180 x 100 mm
external dimensions	185 x 185 x 110 mm
flat dimensions	366 x 470 mm
box construction	FEFCO 0212
cardboard insert	-
tooling ID	P20022730



single corrugated cardboard
B flute

F842

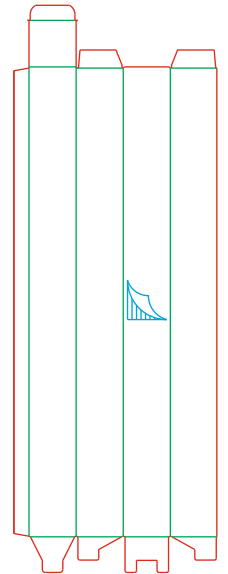


WIPER BLADE BOXES



F850

suggested use	wiper blade box
cardboard type	E flute
internal dimensions	75 x 75 x 770 mm
external dimensions	78 x 78 x 777 mm
flat dimensions	156 x 939 mm
box construction	FEFCO 0215
cardboard insert	-
tooling ID	181017C07



single corrugated cardboard
E flute

F850


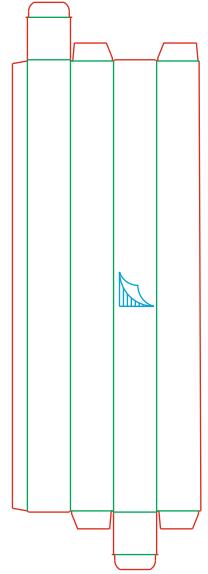
WIPER BLADE BOXES

NEW



F851

suggested use	wiper blade box
cardboard type	E flute
internal dimensions	69 x 69 x 753 mm
external dimensions	72 x 72 x 756 mm
flat dimensions	144 x 948 mm
box construction	FEFCO 0211
cardboard insert	-
tooling ID	190318B02



F851




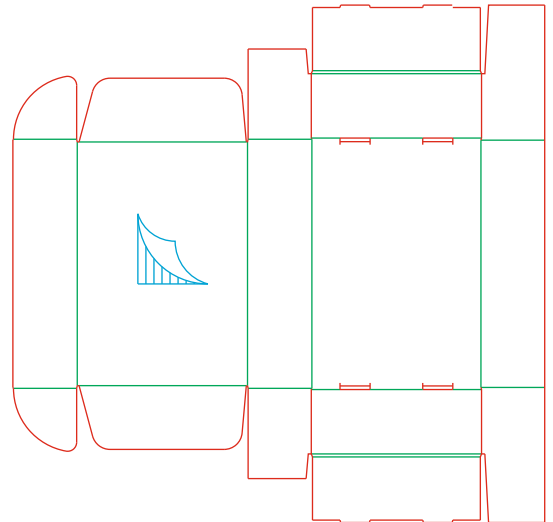
CUSTOM CAR PARTS BOXES

NEW



F870

suggested use	custom car part box
cardboard type	E flute
internal dimensions	405 x 280 x 105 mm
external dimensions	420 x 285 x 108 mm
flat dimensions	884 x 860 mm
box construction	FEFCO 0427
cardboard insert	-
tooling ID	190207C17



single corrugated cardboard
E flute


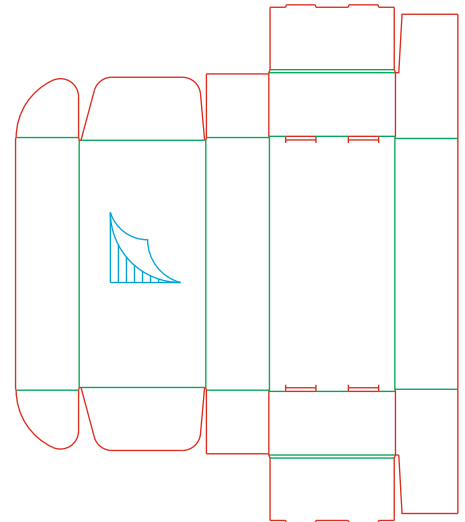
F870

NEW



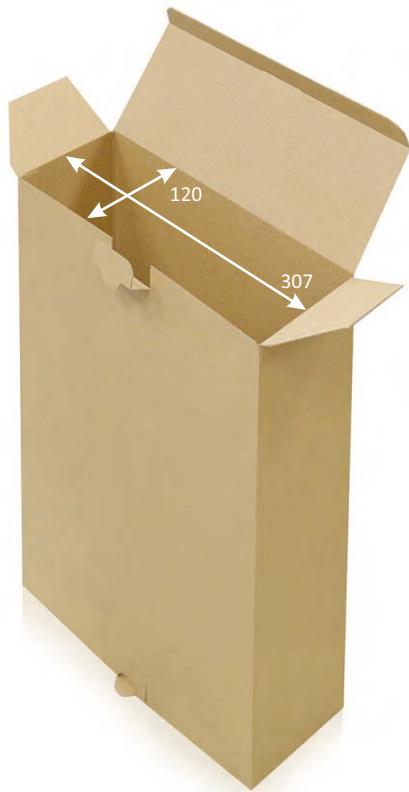
F871

suggested use	custom car part box
cardboard type	E flute
internal dimensions	410 x 205 x 100 mm
external dimensions	420 x 210 x 105 mm
flat dimensions	730 x 855 mm
box construction	FEFCO 0427
cardboard insert	-
tooling ID	190207C15




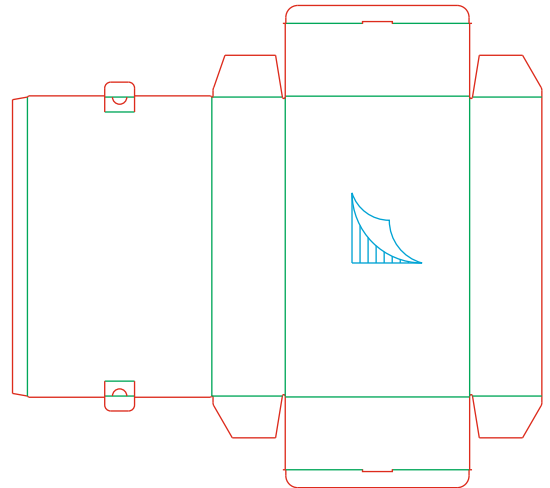
single corrugated cardboard
E flute

F871



F872

suggested use	custom car part box
cardboard type	E flute
internal dimensions	307 x 120 x 500 mm
external dimensions	310 x 124 x 505 mm
flat dimensions	432 x 808 mm
box construction	FEFCO 0210
cardboard insert	-
tooling ID	190207C09





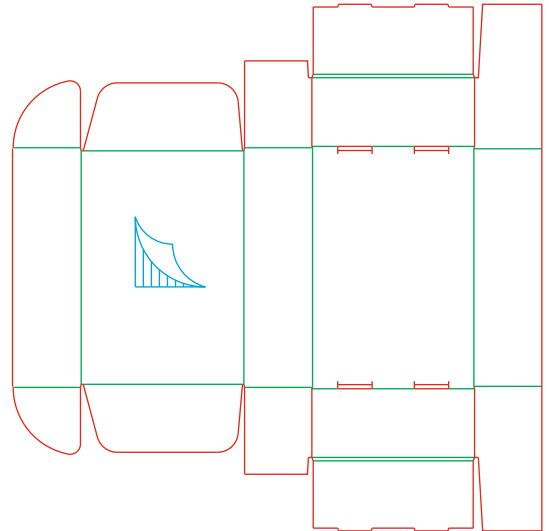
F872

NEW




F873

suggested use	custom car part box
cardboard type	E flute
internal dimensions	340 x 235 x 97 mm
external dimensions	355 x 240 x 100 mm
flat dimensions	771 x 767 mm
box construction	FEFCO 0427
cardboard insert	-
tooling ID	190207C13





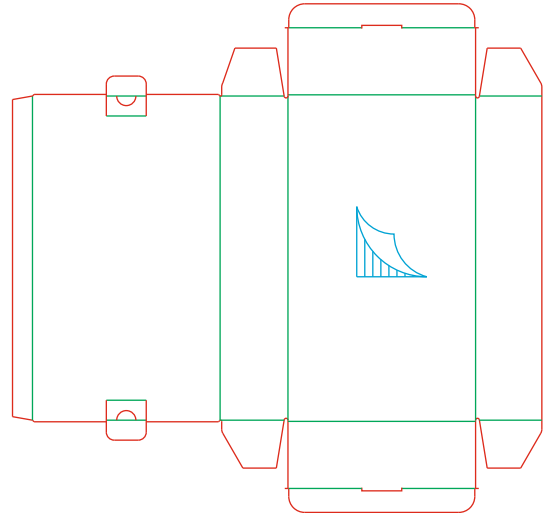
F873

NEW



F874

suggested use	custom car part box
cardboard type	E flute
internal dimensions	232 x 80 x 407 mm
external dimensions	235 x 85 x 410 mm
flat dimensions	320 x 637 mm
box construction	FEFCO 0210
cardboard insert	190207C07
tooling ID	




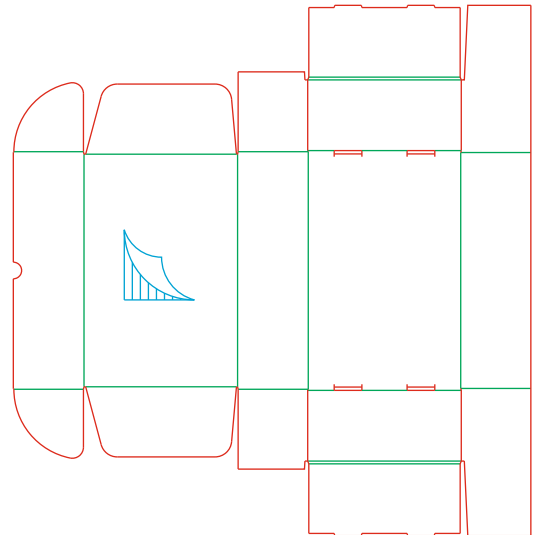
F874

NEW



F875

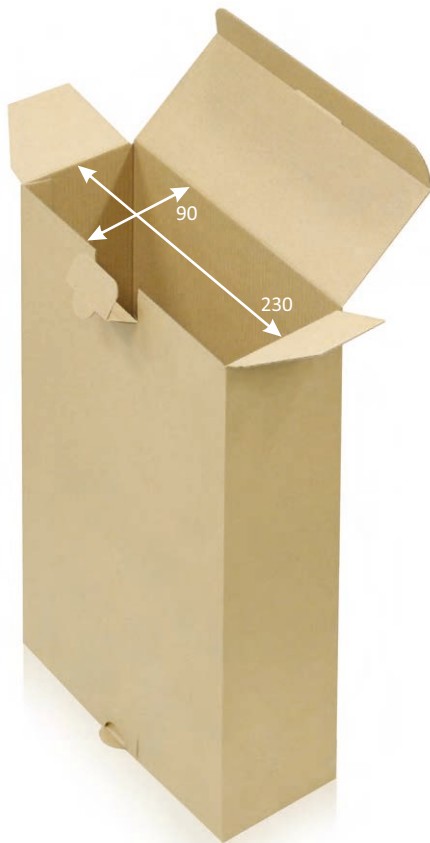
suggested use	custom car part box
cardboard type	E flute
internal dimensions	420 x 275 x 125 mm
external dimensions	435 x 280 x 128 mm
flat dimensions	933 x 956 mm
box construction	FEFCO 0427
cardboard insert	-
tooling ID	190207C11



single corrugated cardboard
E flute

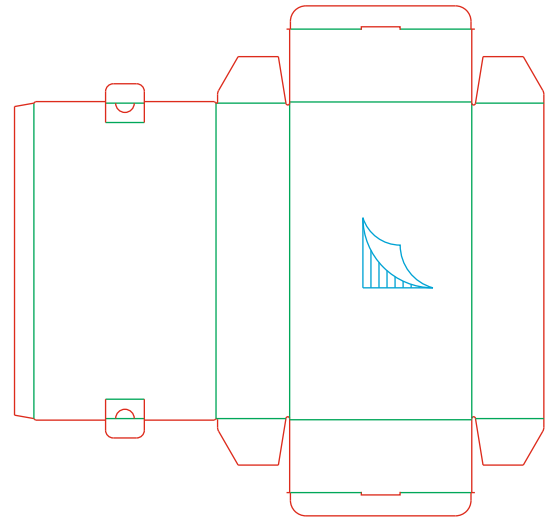
F875

NEW



F876

suggested use	custom car part box
cardboard type	E flute
internal dimensions	230 x 90 x 405 mm
external dimensions	235 x 95 x 410 mm
flat dimensions	330 x 658 mm
box construction	FEFCO 0210
cardboard insert	-
tooling ID	190207C05




single corrugated cardboard
E flute

F876

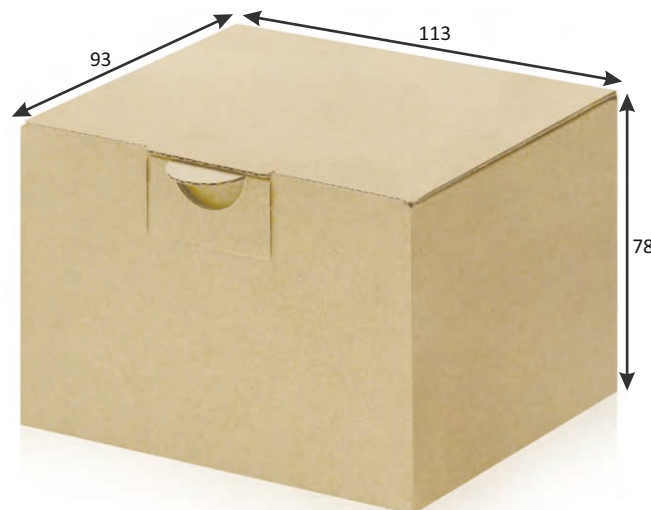
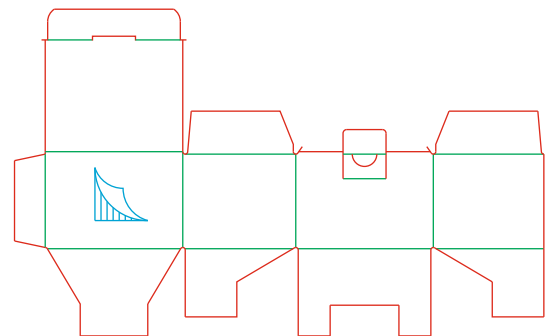


CONCENTRIC SLAVE CYLINDER (CSC) BOXES



F900

suggested use	concentric slave cylinder (csc) box
cardboard type	E flute
internal dimensions	110 x 88 x 75 mm
external dimensions	113 x 93 x 78 mm
flat dimensions	204 x 195 mm
box construction	FEFCO 0215
cardboard insert	-
tooling ID	190703C01



single corrugated cardboard
E flute

F900


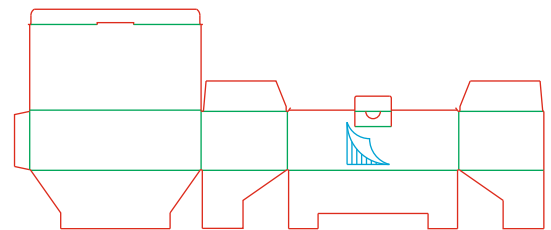
CONCENTRIC SLAVE CYLINDER (CSC) BOXES

NEW




F901

suggested use	concentric slave cylinder (csc) box
cardboard type	E flute
internal dimensions	280 x 140 x 95 mm
external dimensions	282 x 143 x 100 mm
flat dimensions	424 x 361 mm
box construction	FEFCO 0215
cardboard insert	-
tooling ID	190703C02




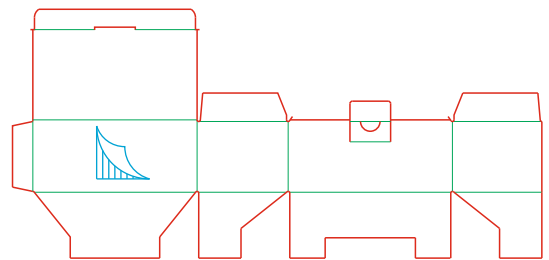
single corrugated cardboard
E flute

F901



F902

suggested use	concentric slave cylinder (csc) box
cardboard type	E flute
internal dimensions	200 x 108 x 85 mm
external dimensions	202 x 112 x 88 mm
flat dimensions	314 x 306 mm
box construction	FEFCO 0215
cardboard insert	-
tooling ID	190703C03



single corrugated cardboard
E flute

F902


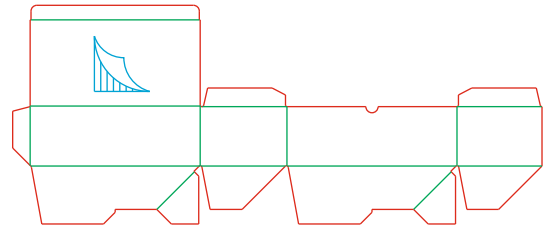
CONCENTRIC SLAVE CYLINDER (CSC) BOXES

NEW



F903

suggested use	concentric slave cylinder (csc) box
cardboard type	E flute
internal dimensions	285 x 145 x 100 mm
external dimensions	293 x 150 x 105 mm
flat dimensions	441 x 276 mm
box construction	FEFCO 0713
cardboard insert	-
tooling ID	P21083021



single corrugated cardboard
E flute



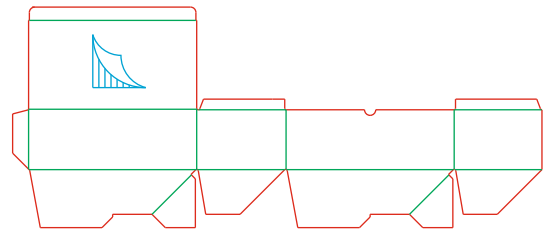
F903

NEW



F904

suggested use	concentric slave cylinder (csc) box
cardboard type	E flute
internal dimensions	310 x 165 x 110 mm
external dimensions	315 x 170 x 115 mm
flat dimensions	484 x 305 mm
box construction	FEFCO 0713
cardboard insert	-
tooling ID	P21083022




F904





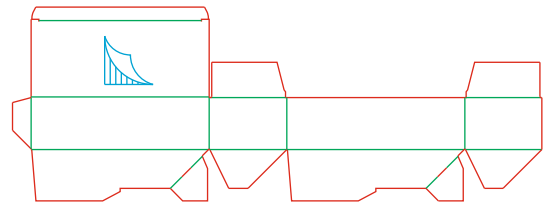
HYDRAULIC CYLINDER BOXES

NEW



F920


suggested use	hydraulic cylinder box
cardboard type	E flute
internal dimensions	275 x 118 x 78 mm
external dimensions	278 x 122 x 82 mm
flat dimensions	398 x 222 mm
box construction	FEFCO 0713
cardboard insert	-
tooling ID	190628E07



F920


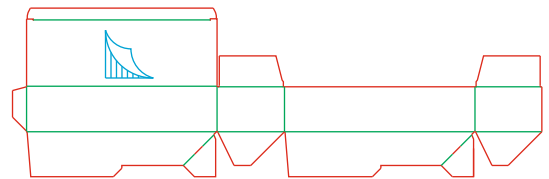
HYDRAULIC CYLINDER BOXES

NEW




F921

suggested use	hydraulic cylinder box
cardboard type	E flute
internal dimensions	337 x 117 x 77 mm
external dimensions	340 x 120 x 80 mm
flat dimensions	459 x 220 mm
box construction	FEFCO 0713
cardboard insert	-
tooling ID	190628E08



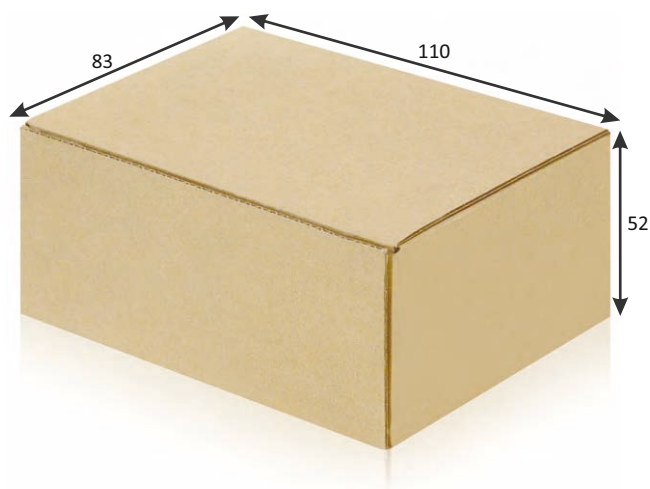
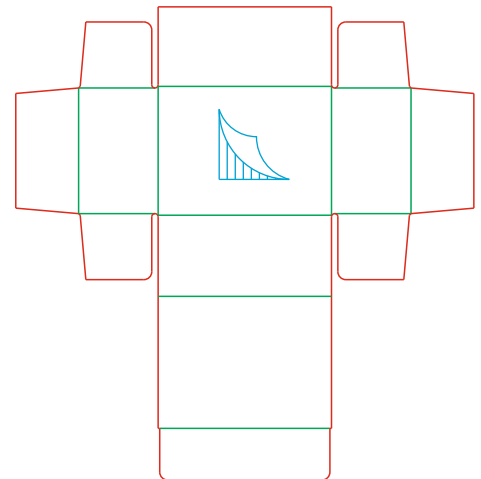
single corrugated cardboard
E flute

F921



F922

suggested use	hydraulic cylinder box
cardboard type	E flute
internal dimensions	107 x 80 x 48 mm
external dimensions	110 x 83 x 52 mm
flat dimensions	288 x 297 mm
box construction	FEFCO 0420
cardboard insert	-
tooling ID	190628E05



single corrugated cardboard
E flute

F922



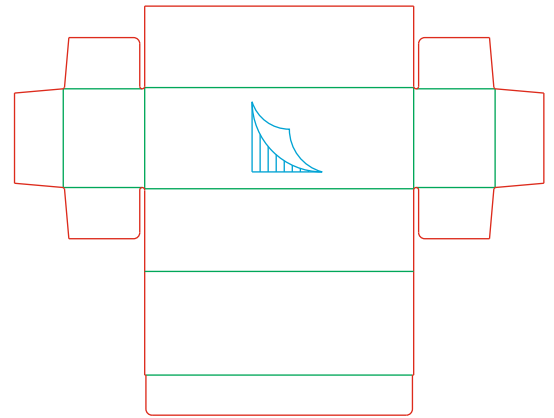
HYDRAULIC CYLINDER BOXES

NEW



F923

suggested use	hydraulic cylinder box
cardboard type	E flute
internal dimensions	215 x 78 x 63 mm
external dimensions	220 x 83 x 68 mm
flat dimensions	429 x 331 mm
box construction	FEFCO 0420
cardboard insert	-
tooling ID	190628E06




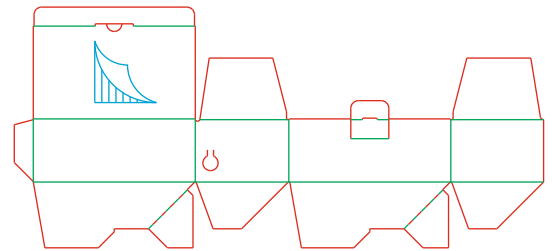
F923

NEW



F924

suggested use	hydraulic cylinder box
cardboard type	E flute
internal dimensions	210 x 120 x 80 mm
external dimensions	215 x 125 x 85 mm
flat dimensions	336 x 230 mm
box construction	FEFCO 0713
cardboard insert	-
tooling ID	P21050562



single corrugated cardboard
E flute

F924




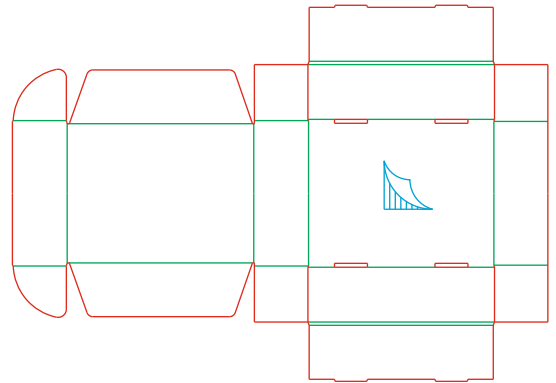
STRUT MOUNTS BOXES

NEW



F950

suggested use	strut mount box
cardboard type	B flute
internal dimensions	340 x 450 x 130 mm
external dimensions	360 x 460 x 135 mm
flat dimensions	1300 x 913 mm
box construction	FEFCO 0427
cardboard insert	-
tooling ID	191113L02



single corrugated cardboard
B flute



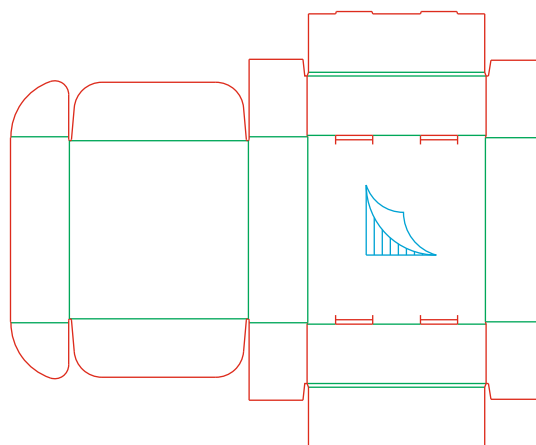
F950

NEW



F951

suggested use	strut mount box box
cardboard type	B flute
internal dimensions	390 x 380 x 125 mm
external dimensions	410 x 390 x 130 mm
flat dimensions	1150 x 941 mm
box construction	FEFCO 0427
cardboard insert	-
tooling ID	191211L05



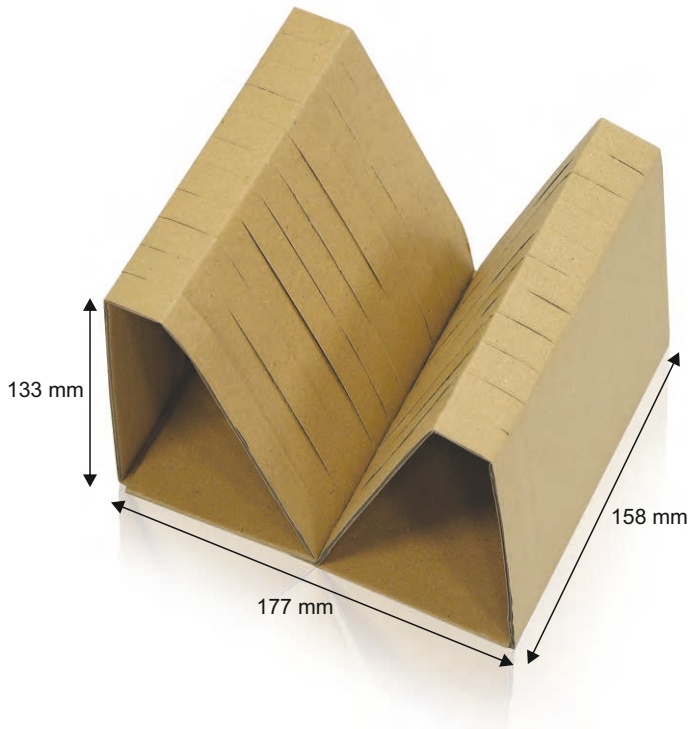
single corrugated cardboard
B flute

F951

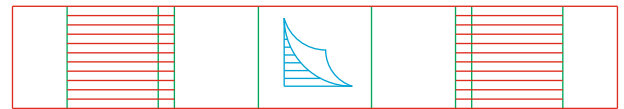


CARDBOARD INSERTS

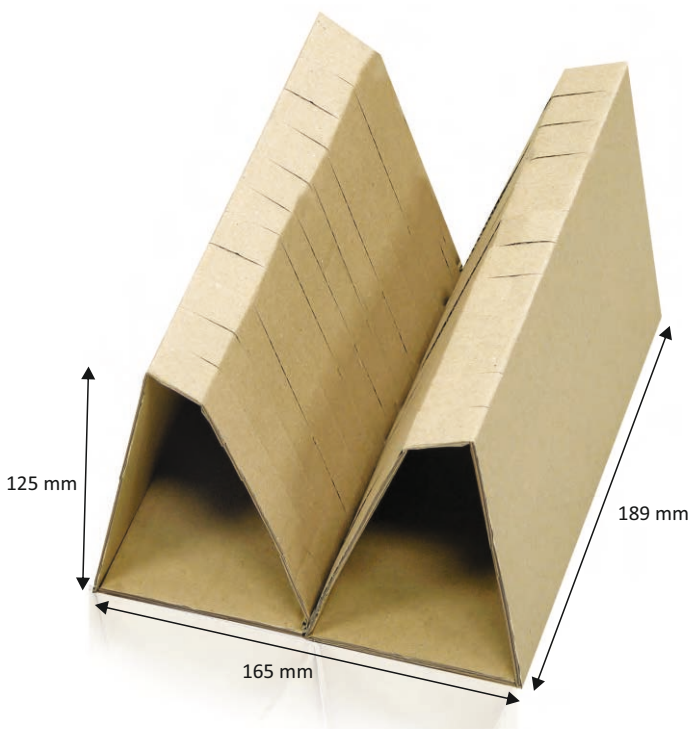
W005



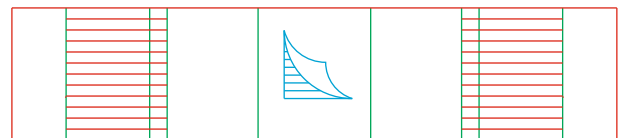
suggested use	alternator box insert
cardboard type	B flute
external dimensions	158 x 180 x 135 mm
flat dimensions	158 x 936 mm
cardboard insert use	F005, F008, F009
tooling ID	70110S06



W006




suggested use	alternator box insert
cardboard type	B flute
external dimensions	189 x 165 x 125 mm
flat dimensions	189 x 865 mm
cardboard insert use	F006
tooling ID	120427J01

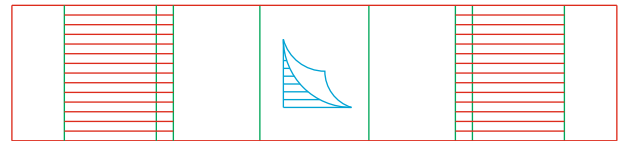


CARDBOARD INSERTS

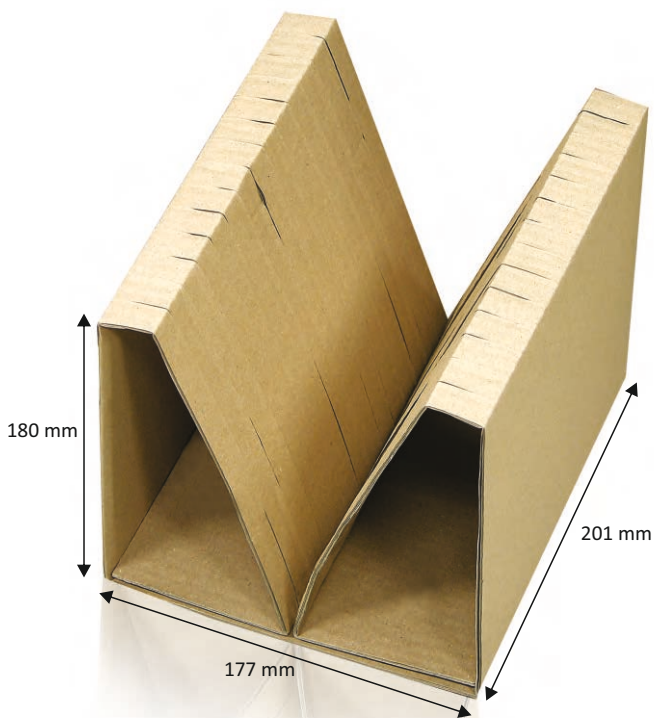
W007



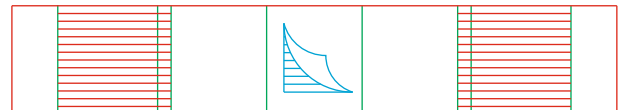
suggested use	alternator box insert
cardboard type	B flute
external dimensions	200 x 160 x 130 mm
flat dimensions	200 x 888 mm
cardboard insert use	F007
tooling ID	90819Z02



W010





suggested use	alternator box insert
cardboard type	B flute
external dimensions	201 x 177 x 180 mm
flat dimensions	201 x 1121 mm
cardboard insert use	F010
tooling ID	121016H11



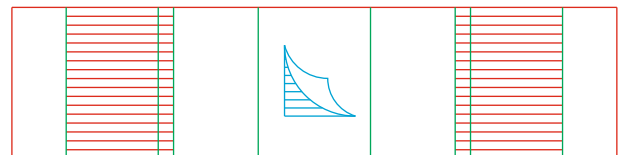
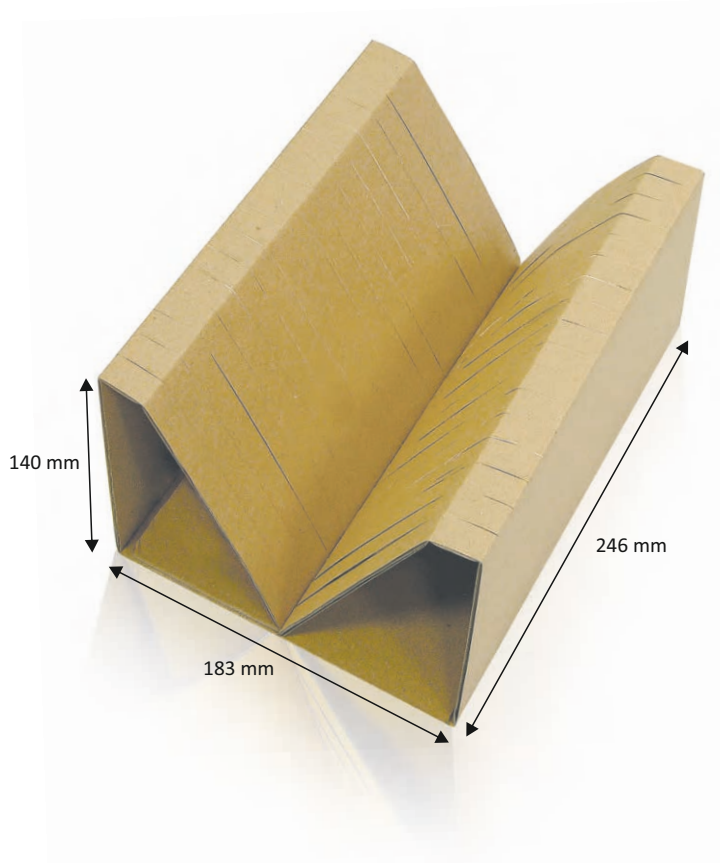
W012

suggested use	alternator box insert
cardboard type	B flute
external dimensions	215 x 170 x 118 mm
flat dimensions	219 x 865 mm
cardboard insert use	F012
tooling ID	141112E01



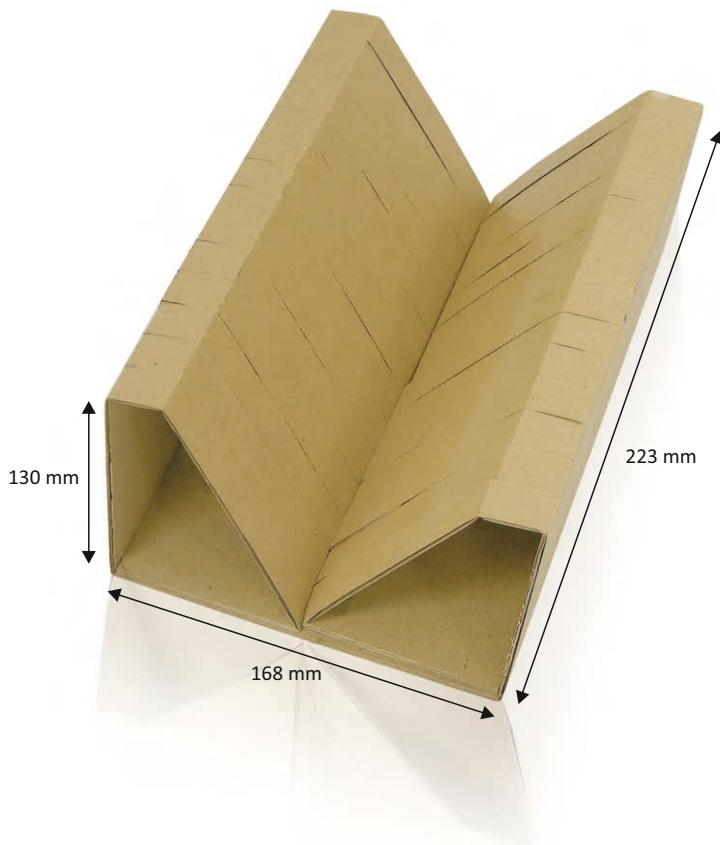
W013

suggested use	alternator box insert
cardboard type	B flute
external dimensions	246 x 183 x 140 mm
flat dimensions	246 x 986 mm
cardboard insert use	F013, F039L
tooling ID	90827203

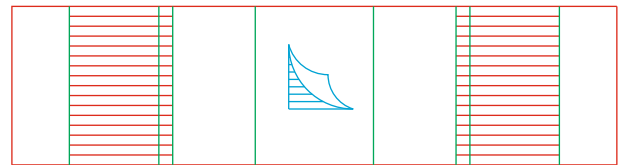


CARDBOARD INSERTS


W014



suggested use	alternator box insert
cardboard type	B flute
external dimensions	223 x 168 x 128 mm
flat dimensions	223 x 905 mm
cardboard insert use	F003 (-17 mm)/F014
tooling ID	70718J08

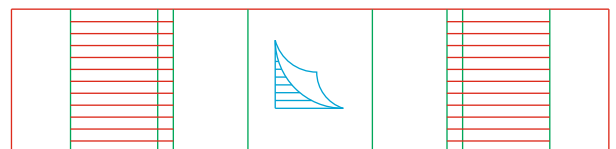


NEW



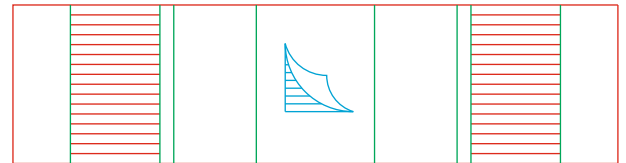

W015

suggested use	alternator box insert
cardboard type	B flute
external dimensions	231 x 200 x 126 mm
flat dimensions	240 x 916 mm
cardboard insert use	F015
tooling ID	180920E02



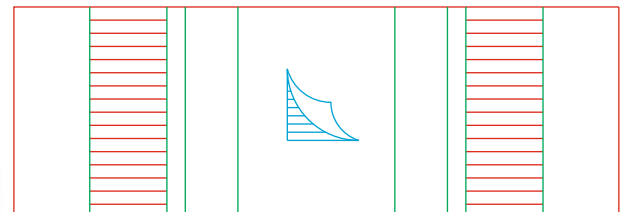

W016

suggested use	alternator box insert
cardboard type	B flute
external dimensions	240 x 178 x 130 mm
flat dimensions	240 x 916 mm
cardboard insert use	F016, F017, F031
tooling ID	140417A01



W016A

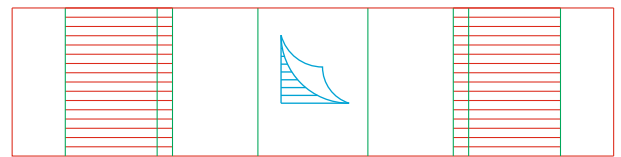
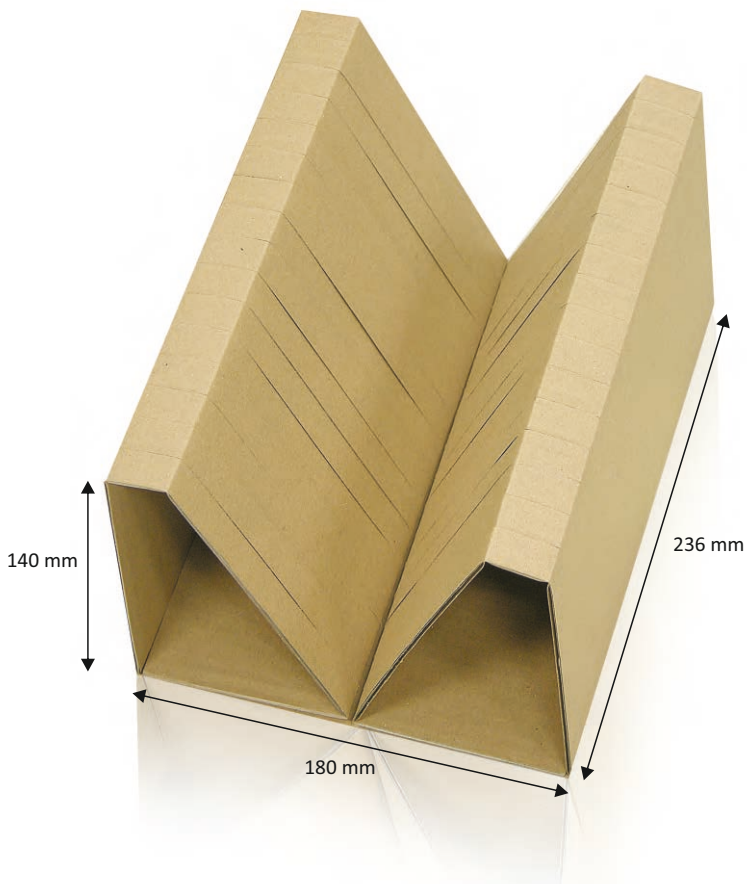
suggested use	alternator box insert
cardboard type	B flute
external dimensions	240 x 180 x 70 mm
flat dimensions	690 x 240 mm
cardboard insert use	F016
tooling ID	150116W01



CARDBOARD INSERTS

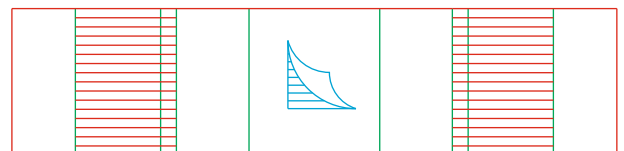

W018

suggested use	alternator box insert
cardboard type	B flute
external dimensions	236 x 180 x 140 mm
flat dimensions	236 x 979 mm
cardboard insert use	F018
tooling ID	120328R01



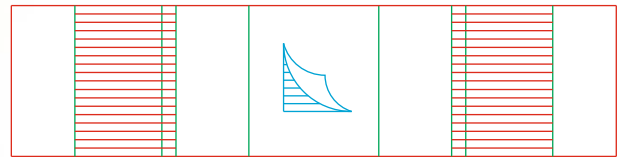
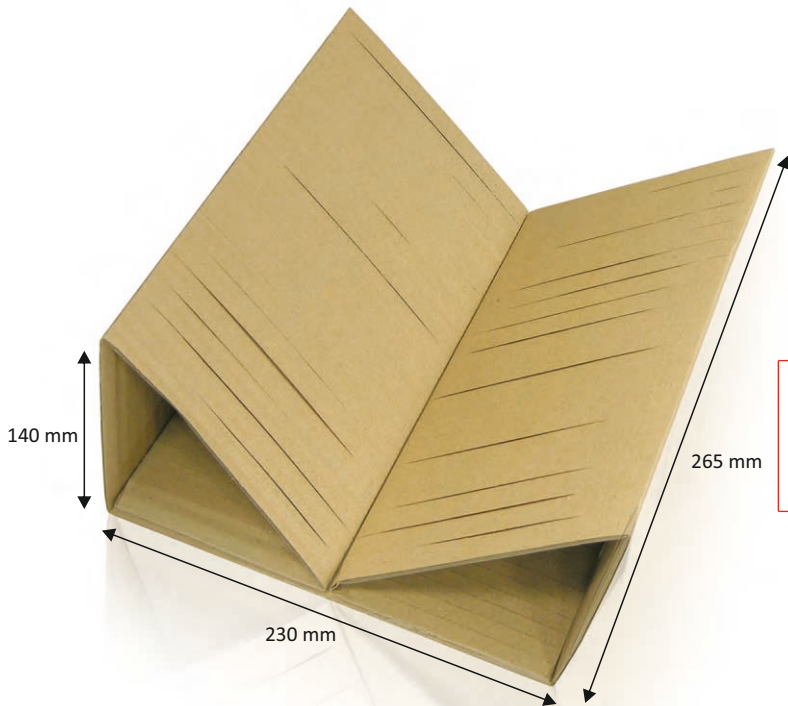
W019

suggested use	alternator box insert
cardboard type	B flute
external dimensions	232 x 208 x 125 mm
flat dimensions	232 x 958 mm
cardboard insert use	F019, F039G
tooling ID	140425H11



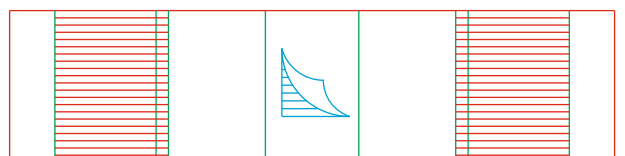
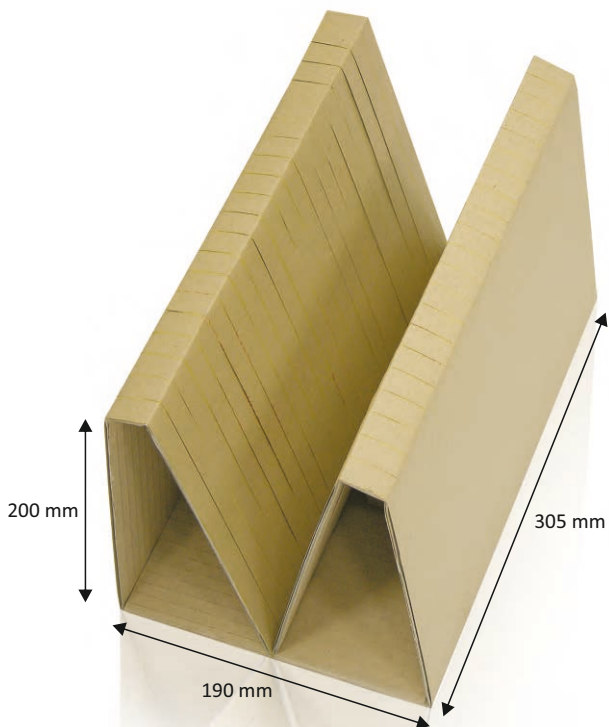
W023

suggested use	alternator box insert
cardboard type	B flute
external dimensions	265 x 230 x 140 mm
flat dimensions	267 x 1071 mm
cardboard insert use	F023, F029
tooling ID	61026S03



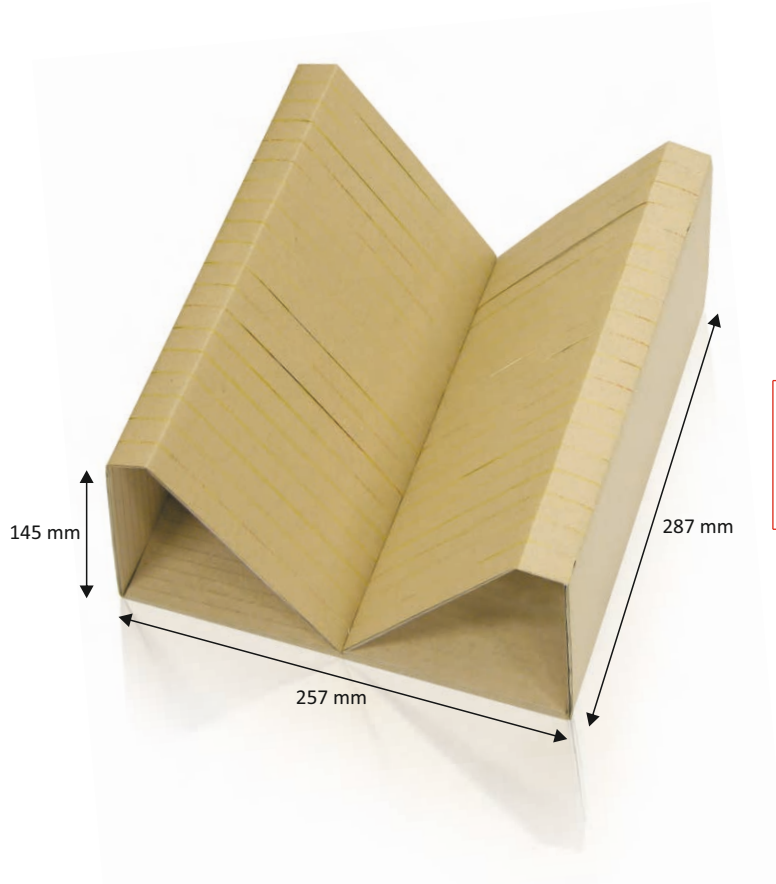
W024

suggested use	alternator box insert
cardboard type	B flute
external dimensions	305 x 190 x 200 mm
flat dimensions	305 x 1217 mm
cardboard insert use	F024
tooling ID	90909Z02

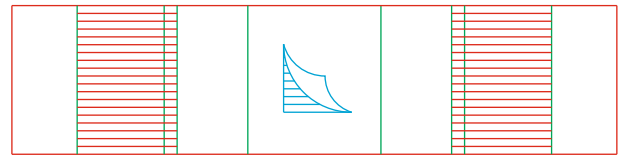


CARDBOARD INSERTS

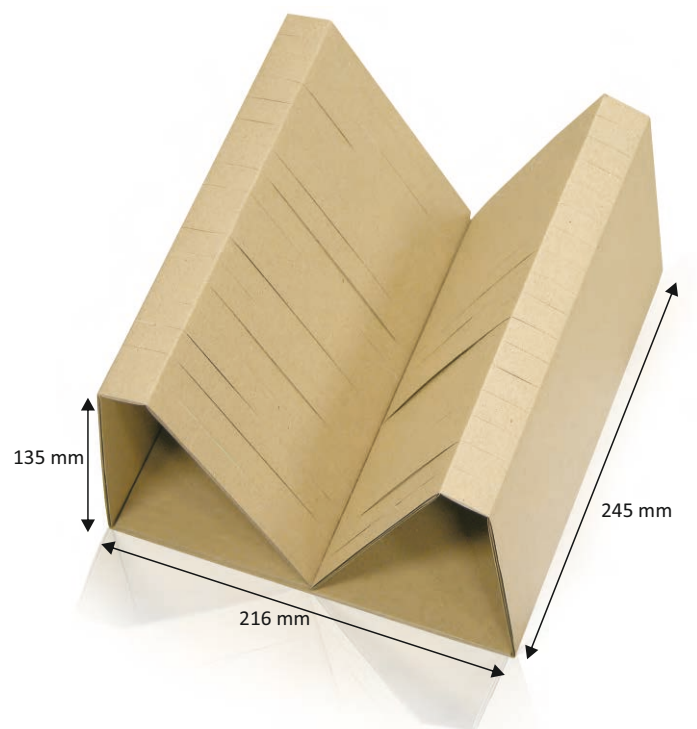
W025



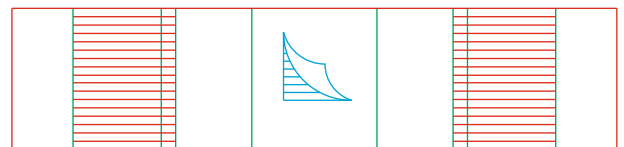
suggested use	alternator box insert
cardboard type	B flute
external dimensions	287 x 257 x 145 mm
flat dimensions	287 x 1168 mm
cardboard insert use	F025
tooling ID	61026S04



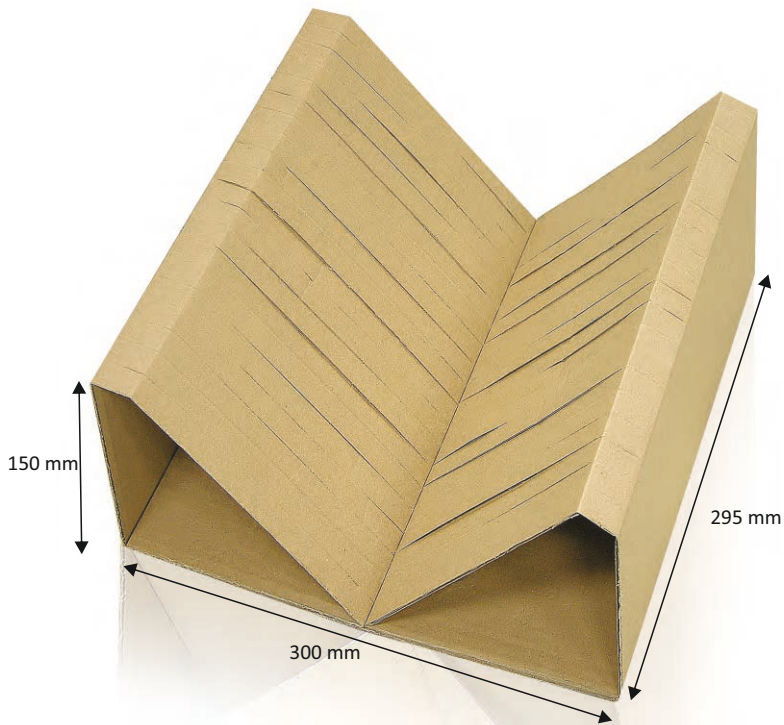
W027



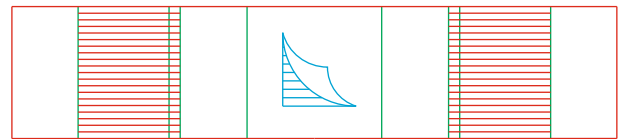
suggested use	alternator box insert
cardboard type	B flute
external dimensions	245 x 216 x 135 mm
flat dimensions	245 x 1049 mm
cardboard insert use	F027
tooling ID	61004S01



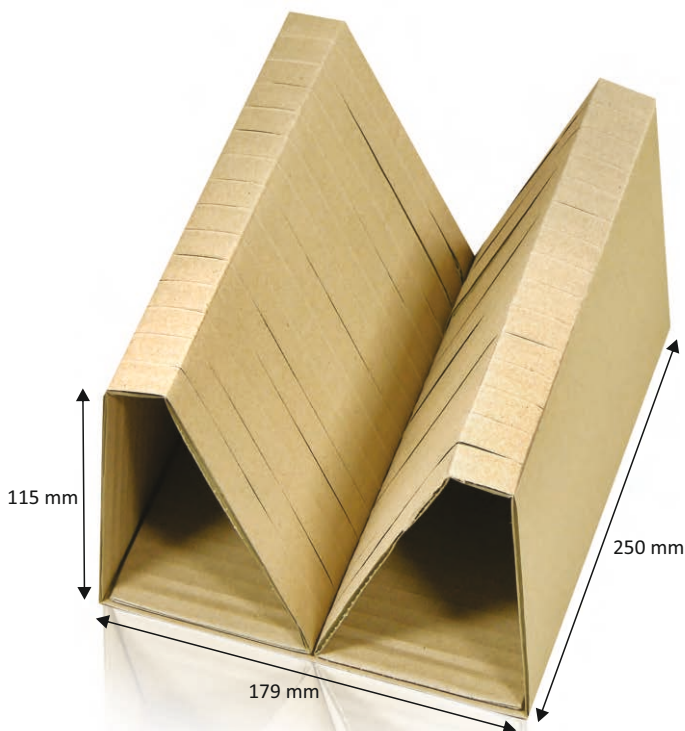
W030



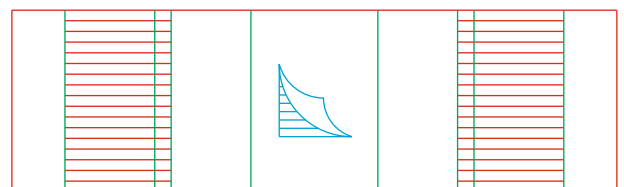
suggested use	alternator box insert
cardboard type	B flute
external dimensions	295 x 300 x 150 mm
flat dimensions	295 x 1350 mm
cardboard insert use	F030
tooling ID	120216R02



W037



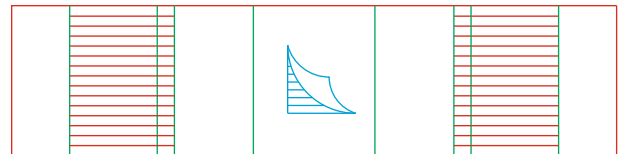
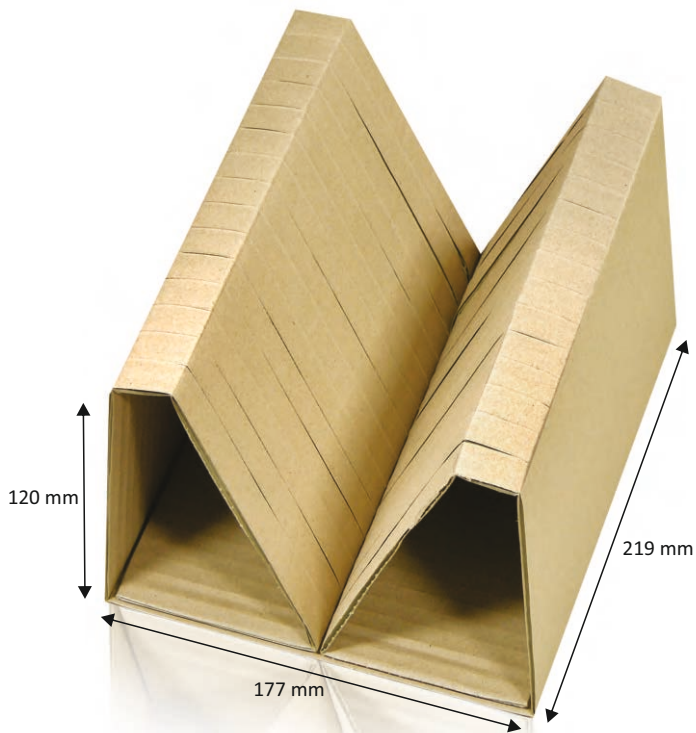
suggested use	alternator box insert
cardboard type	B flute
external dimensions	250 x 179 x 115 mm
flat dimensions	250 x 852 mm
cardboard insert use	F037
tooling ID	80930C02



CARDBOARD INSERTS

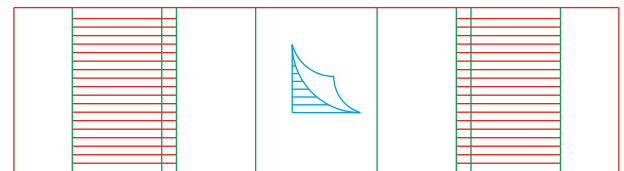
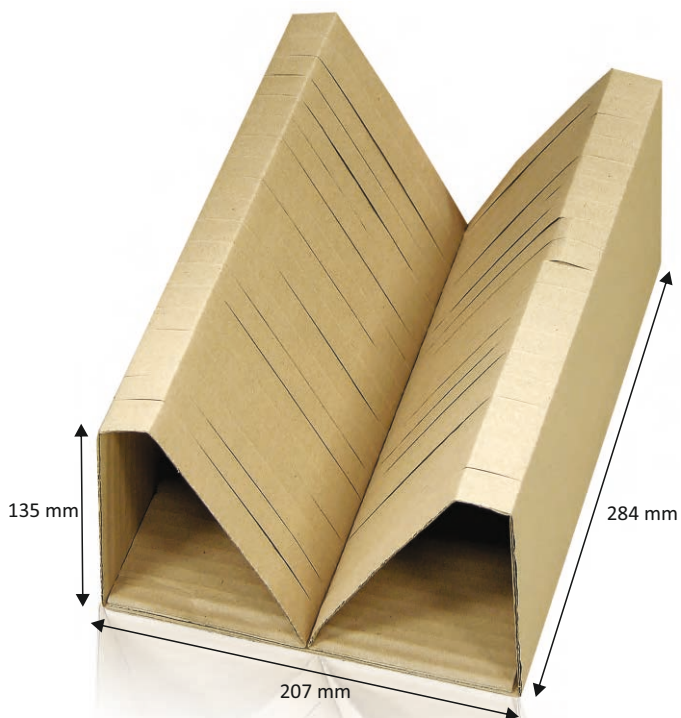
W039

suggested use	alternator box insert
cardboard type	B flute
external dimensions	219 x 177 x 120 mm
flat dimensions	219 x 881 mm
cardboard insert use	F039
tooling ID	130829H07




W039A

suggested use	alternator box insert
cardboard type	B flute
external dimensions	284 x 207 x 135 mm
flat dimensions	284 x 1031 mm
cardboard insert use	F039A
tooling ID	130829H08

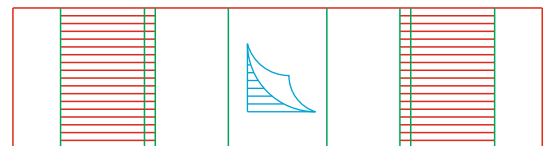


NEW




W039H

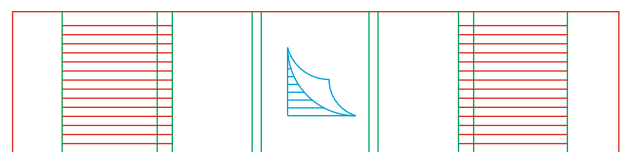
suggested use	alternator box insert
cardboard type	B flute
external dimensions	259 x 182 x 135 mm
flat dimensions	259 x 978 mm
cardboard insert use	F039H
tooling ID	P21042931



W039J



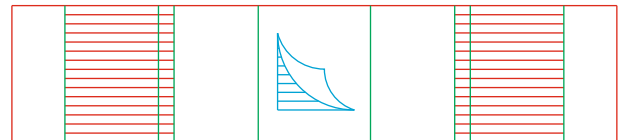

suggested use	alternator box insert
cardboard type	B flute
external dimensions	243 x 208 x 145 mm
flat dimensions	241 x 1002 mm
cardboard insert use	F039J
tooling ID	161102C09



CARDBOARD INSERTS

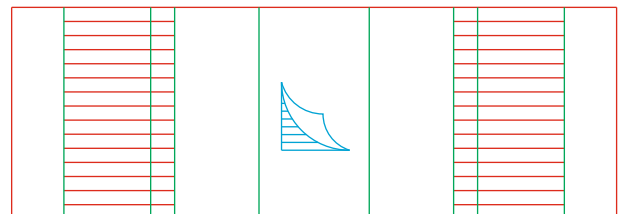

W039P

suggested use	alternator box insert
cardboard type	B flute
external dimensions	219 x 180 x 142 mm
flat dimensions	219 x 970 mm
cardboard insert use	F039P
tooling ID	170711U11



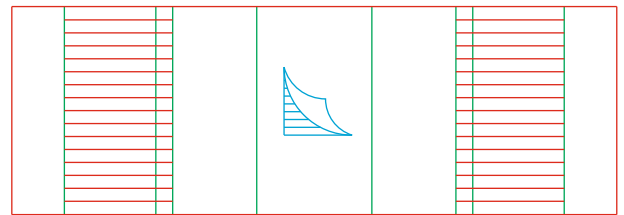

W040

suggested use	starrer box insert
cardboard type	B flute
external dimensions	220 x 115 x 90 mm
flat dimensions	220 x 631 mm
cardboard insert use	F040
tooling ID	90827Z01



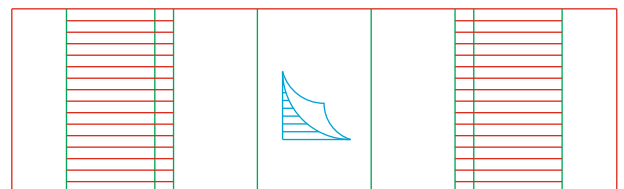
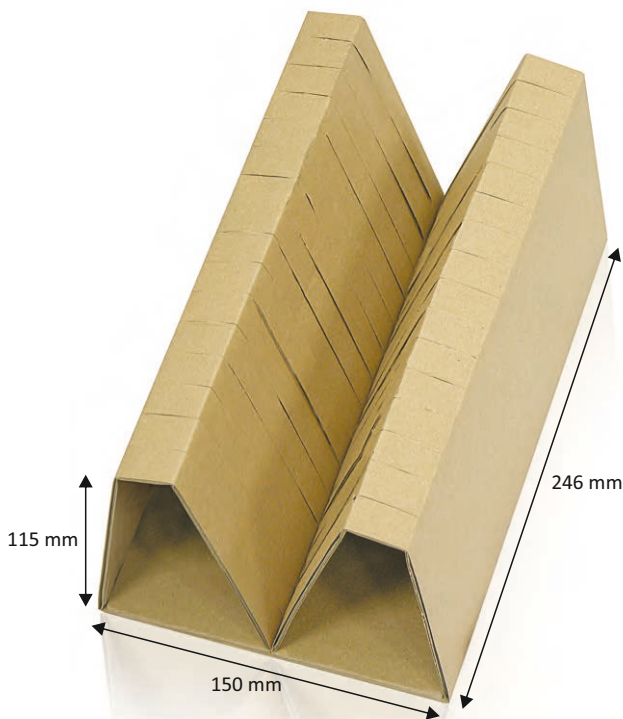
W043

suggested use	starter box insert
cardboard type	B flute
external dimensions	245 x 138 x 102 mm
flat dimensions	245 x 718 mm
cardboard insert use	F043, F087
tooling ID	81112C02



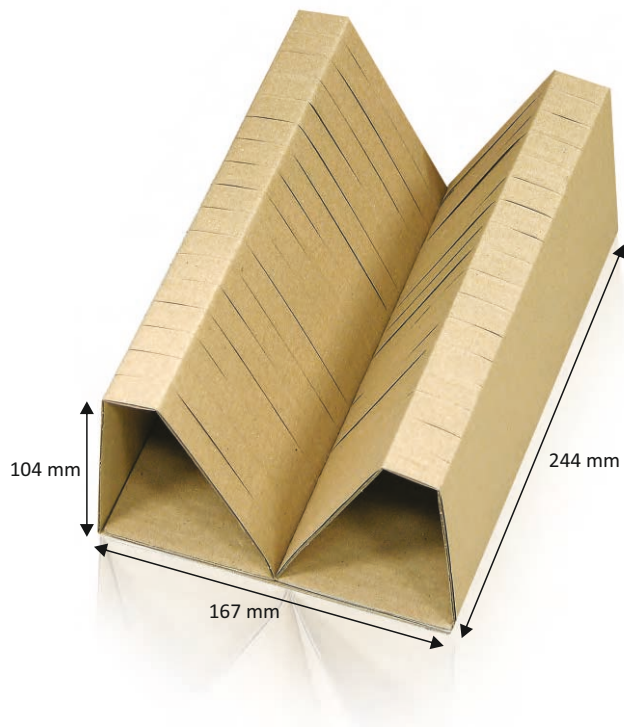
W044

suggested use	starter box insert
cardboard type	B flute
external dimensions	246 x 150 x 115 mm
flat dimensions	246 x 808 mm
cardboard insert use	F044, F045, F099R, F099C
tooling ID	80702B03

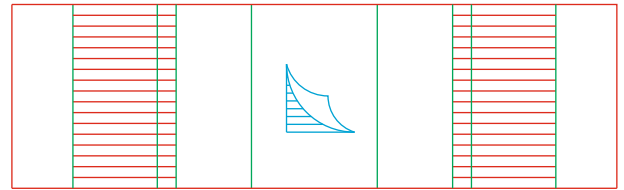


CARDBOARD INSERTS

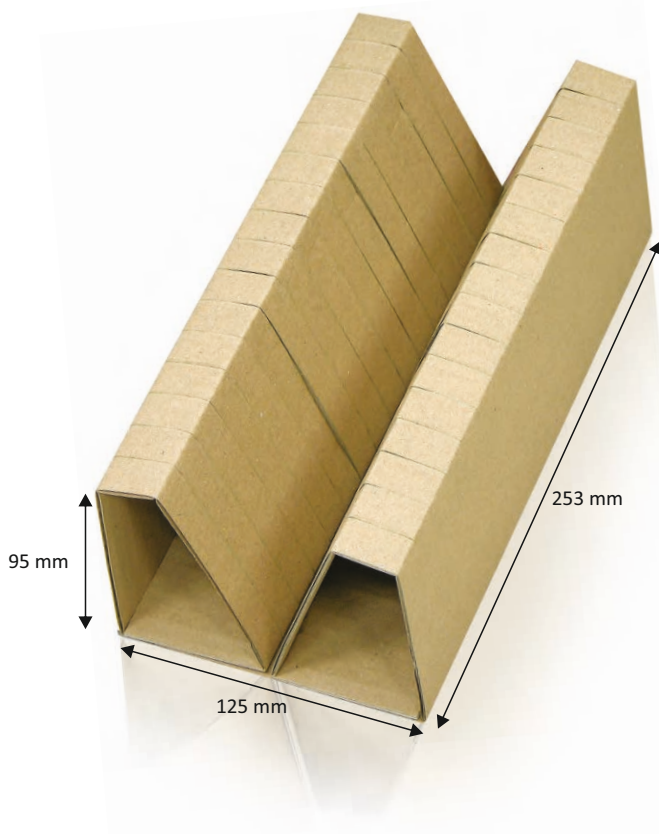
W046



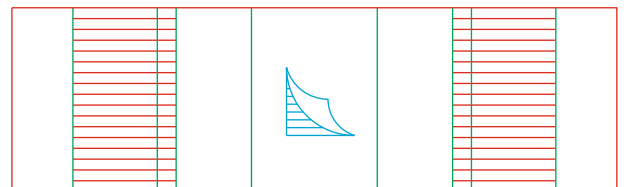
suggested use	starter box insert
cardboard type	B flute
external dimensions	244 x 167 x 104 mm
flat dimensions	244 x 803 mm
cardboard insert use	F046
tooling ID	130220H09



W047

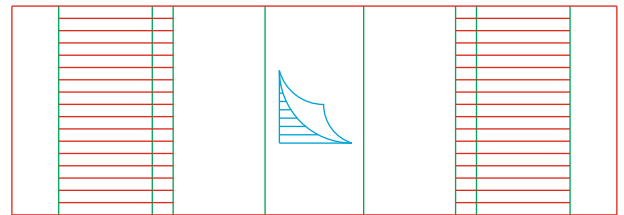



suggested use	starter box insert
cardboard type	B flute
external dimensions	253 x 125 x 95 mm
flat dimensions	253 x 670 mm
cardboard insert use	F047
tooling ID	120427J02



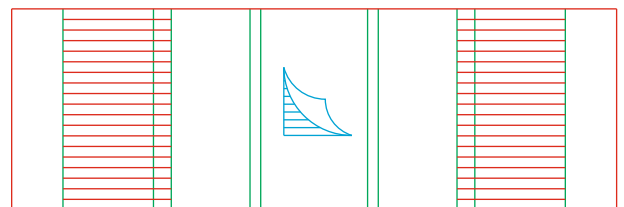
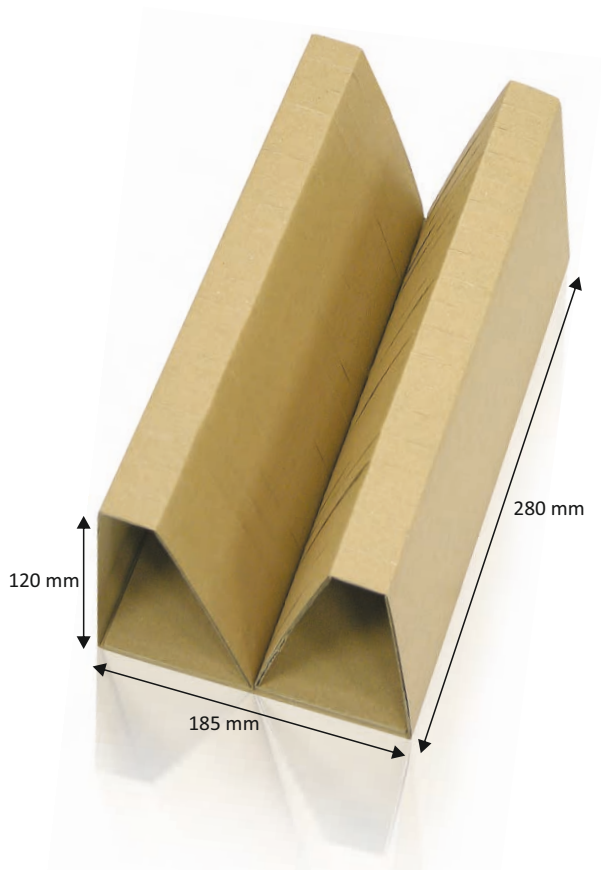
W048

suggested use	starter box insert
cardboard type	B flute
external dimensions	250 x 118 x 115 mm
flat dimensions	250 x 724 mm
cardboard insert use	F048
tooling ID	140425H12



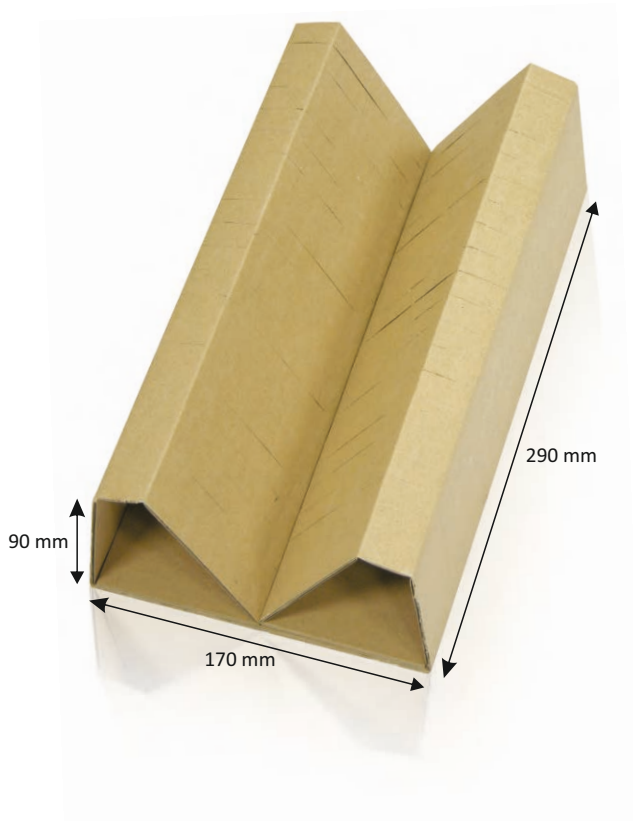
W051

suggested use	starter box insert
cardboard type	B flute
external dimensions	280 x 185 x 120 mm
flat dimensions	280 x 849 mm
cardboard insert use	F051, F056
tooling ID	90810Z04

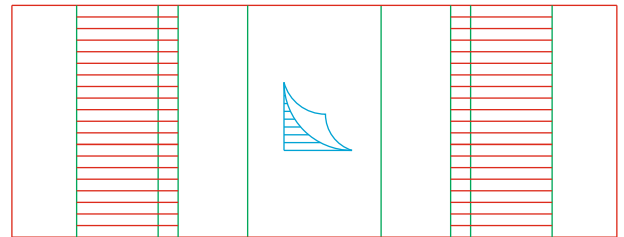


CARDBOARD INSERTS


W053



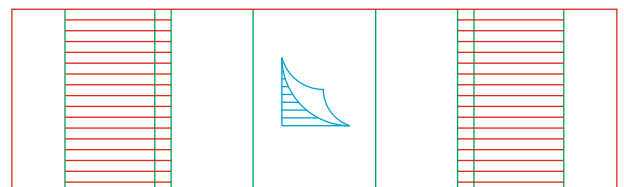
suggested use	starter box insert
cardboard type	B flute
external dimensions	290 x 170 x 90 mm
flat dimensions	290 x 760 mm
cardboard insert use	F053, F054
tooling ID	61004S02



W058

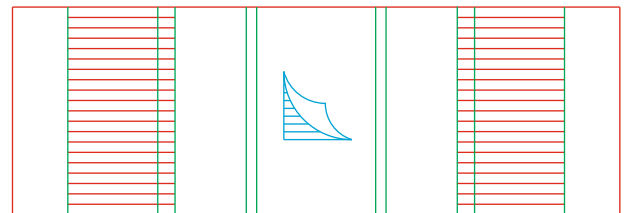



suggested use	starter box insert
cardboard type	B flute
external dimensions	280 x 187 x 137 mm
flat dimensions	280 x 923 mm
cardboard insert use	F058
tooling ID	80616J03



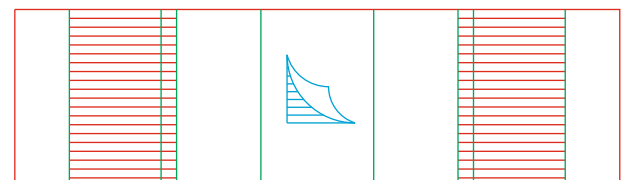
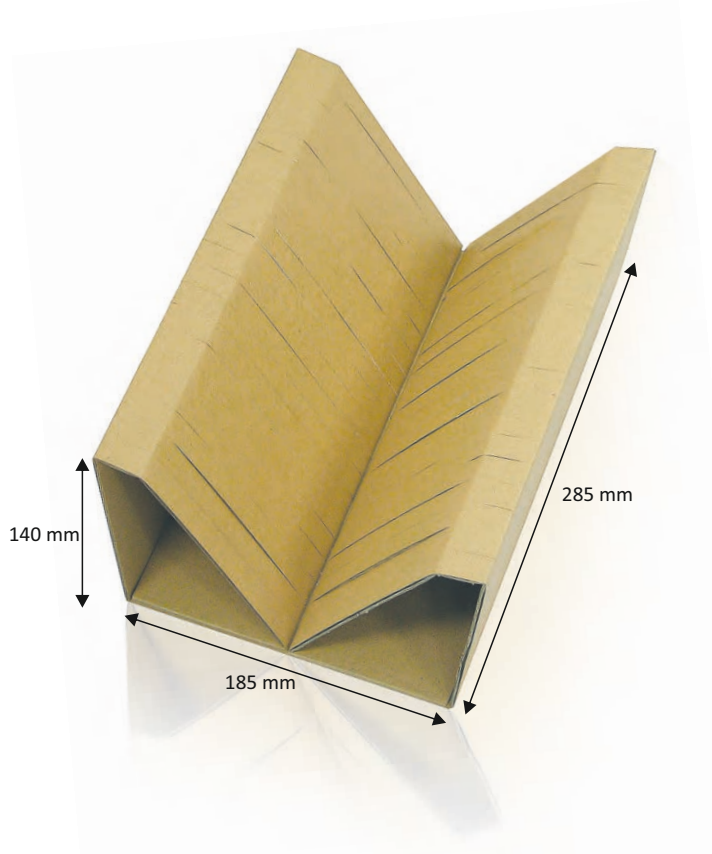
W059

suggested use	starter box insert
cardboard type	B flute
external dimensions	300 x 172 x 123 mm
flat dimensions	300 x 878 mm
cardboard insert use	F059
tooling ID	161102C10



W060

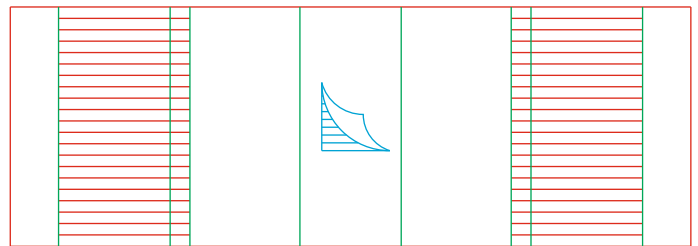
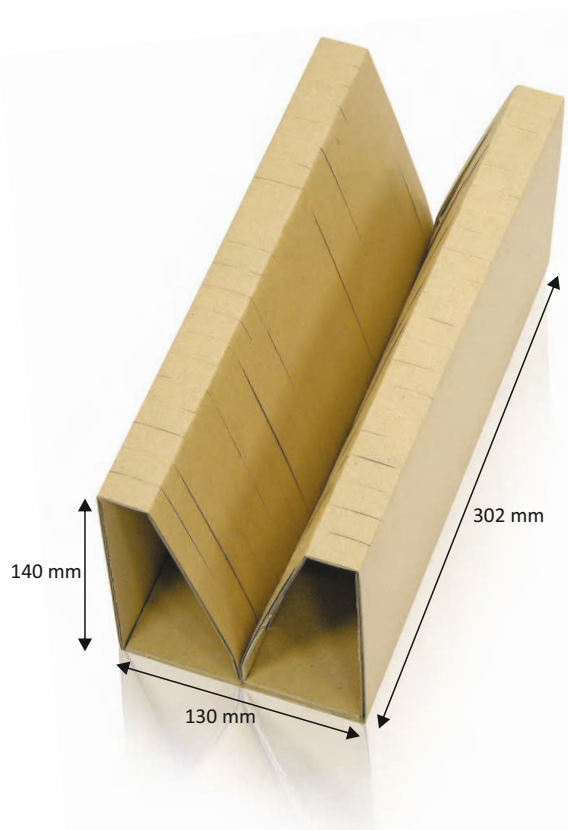
suggested use	starter box insert
cardboard type	B flute
external dimensions	286 x 185 x 140 mm
flat dimensions	286 x 976 mm
cardboard insert use	F060
tooling ID	90827204



CARDBOARD INSERTS

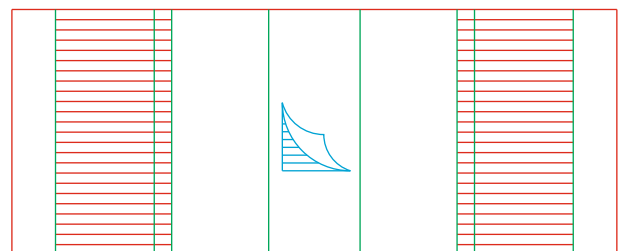
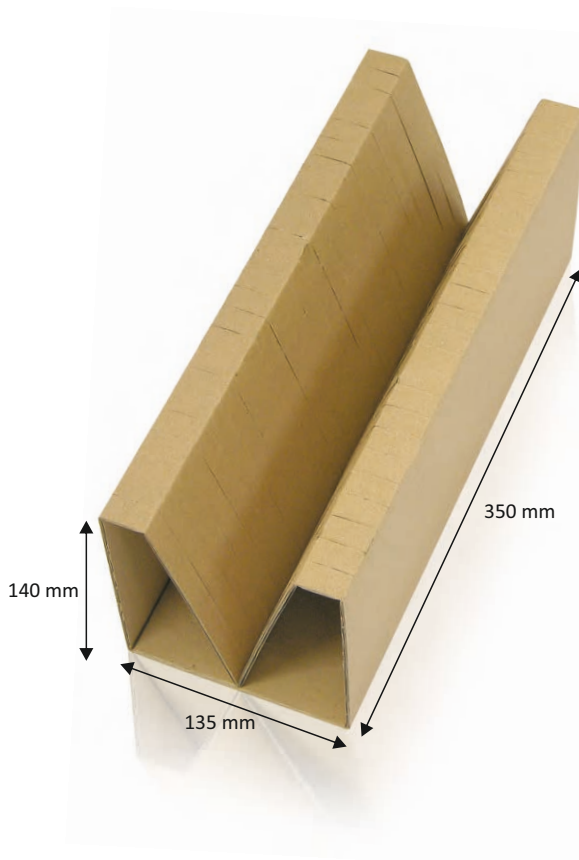
W061

suggested use	starter box insert
cardboard type	B flute
external dimensions	302 x 130 x 140 mm
flat dimensions	302 x 860 mm
cardboard insert use	F061
tooling ID	90827202



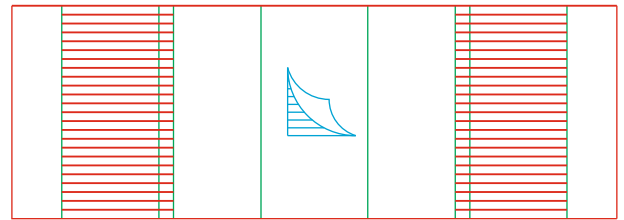

W064

suggested use	starter box insert
cardboard type	B flute
external dimensions	350 x 135 x 140 mm
flat dimensions	350 x 867 mm
cardboard insert use	F064
tooling ID	90827205



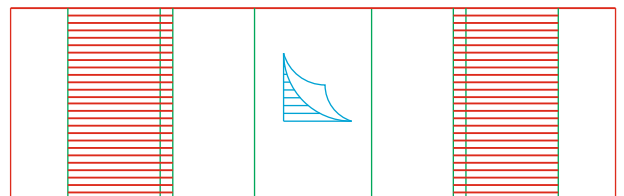
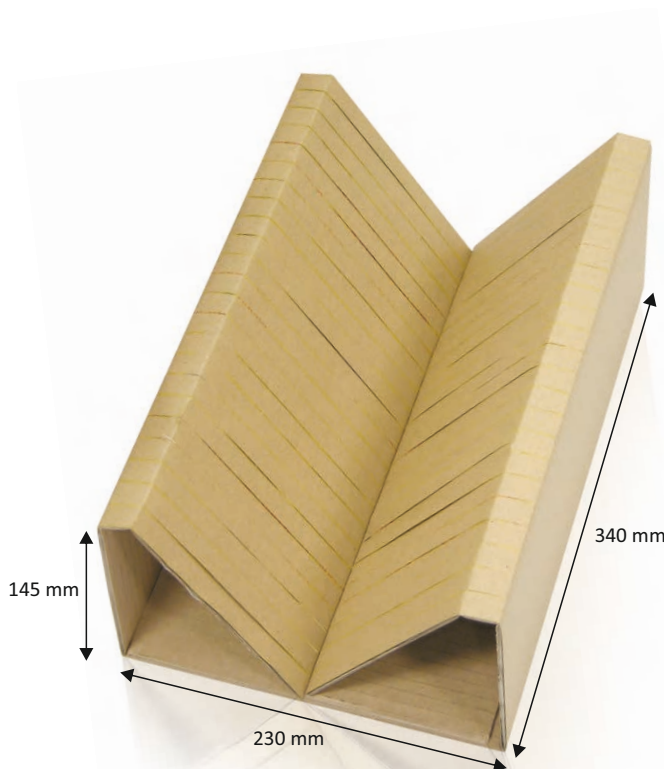
W065

suggested use	starter box insert
cardboard type	B flute
external dimensions	365 x 185 x 160 mm
flat dimensions	365 x 1037 mm
cardboard insert use	F065
tooling ID	80409J03




W066

suggested use	starter box insert
cardboard type	B flute
external dimensions	340 x 230 x 145 mm
flat dimensions	340 x 1084 mm
cardboard insert use	F066
tooling ID	140203H06

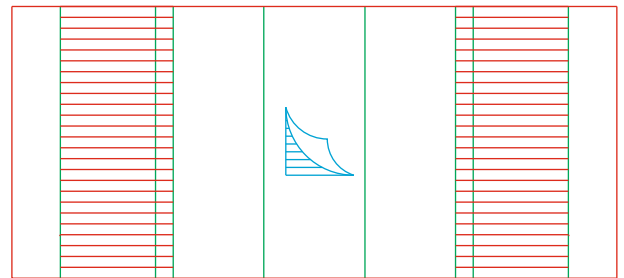


CARDBOARD INSERTS

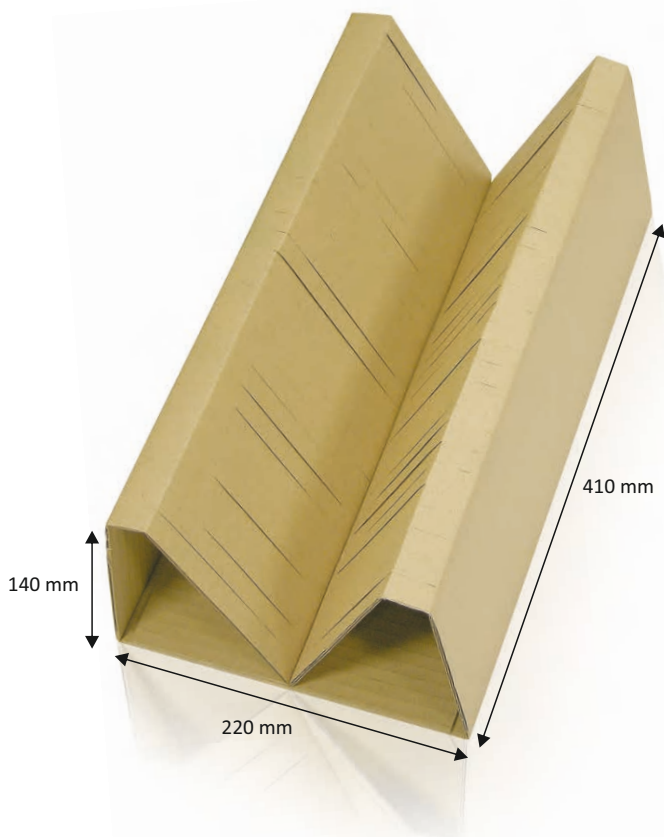
W067



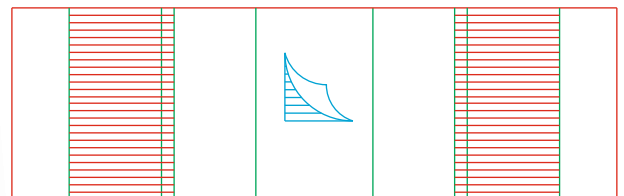
suggested use	starter box insert
cardboard type	B flute
external dimensions	384 x 144 x 130 mm
flat dimensions	384 x 855 mm
cardboard insert use	F067
tooling ID	120427J03



W070





suggested use	starter box insert
cardboard type	B flute
external dimensions	410 x 220 x 140 mm
flat dimensions	410 x 1054 mm
cardboard insert use	F070
tooling ID	140203H05



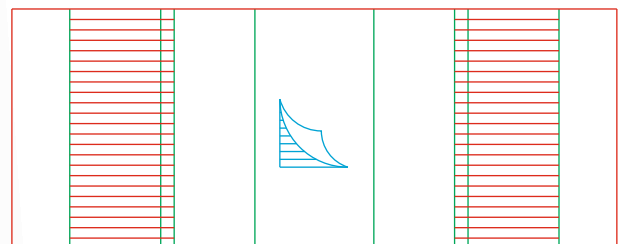
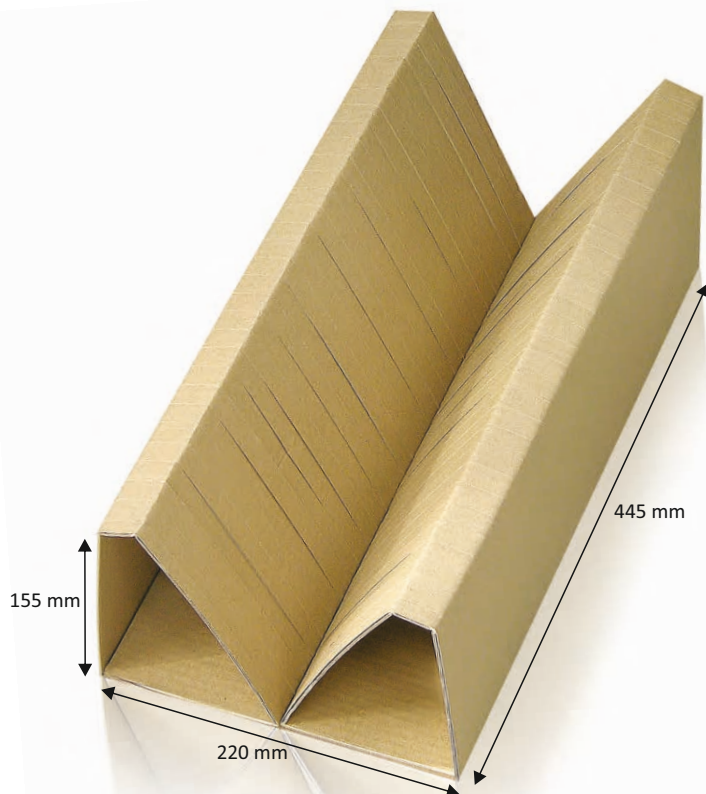
W072

suggested use	starter box insert
cardboard type	B flute
external dimensions	440 x 205 x 105 mm
flat dimensions	440 x 901 mm
cardboard insert use	F072
tooling ID	70110S05



W073

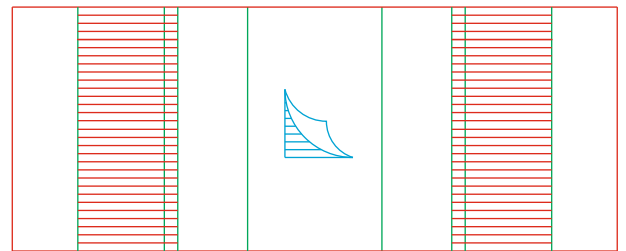
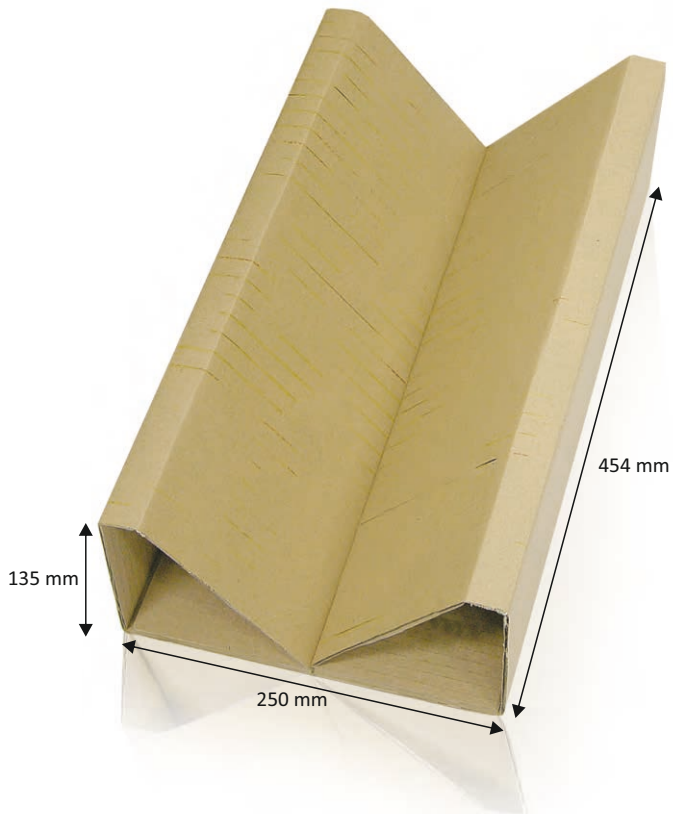
suggested use	starter box insert
cardboard type	B flute
external dimensions	445 x 220 x 155 mm
flat dimensions	445 x 1124 mm
cardboard insert use	F073
tooling ID	160414C01



CARDBOARD INSERTS

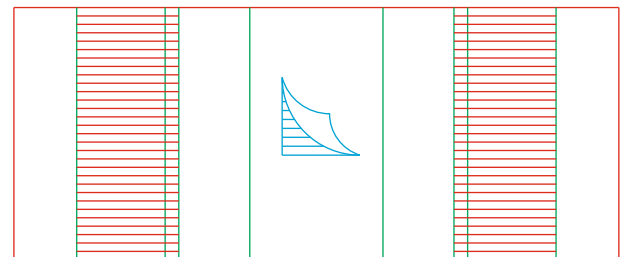

W075


suggested use	starter box insert
cardboard type	B flute
external dimensions	454 x 250 x 135 mm
flat dimensions	454 x 1126 mm
cardboard insert use	F075
tooling ID	70110S04



W076

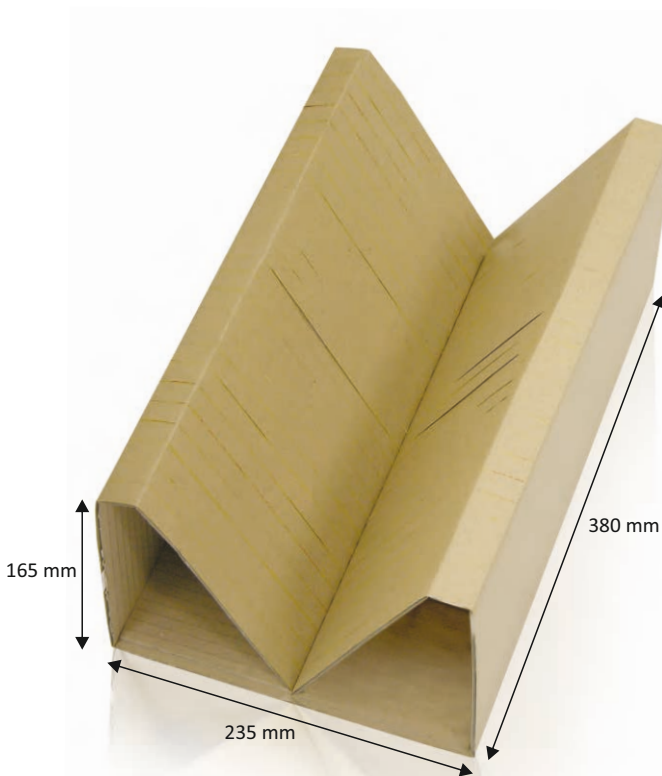

suggested use	starter box insert
cardboard type	B flute
external dimensions	463 x 239 x 140 mm
flat dimensions	462 x 1108 mm
cardboard insert use	F076
tooling ID	170711U12





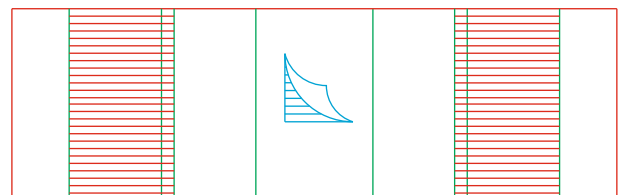
W077

suggested use	starter box insert
cardboard type	B flute
external dimensions	486 x 190 x 127 mm
flat dimensions	486 x 940 mm
cardboard insert use	F077
tooling ID	140414H08




W078

suggested use	starter box insert
cardboard type	B flute
external dimensions	380 x 235 x 165 mm
flat dimensions	380 x 1199 mm
cardboard insert use	F078
tooling ID	60928S09

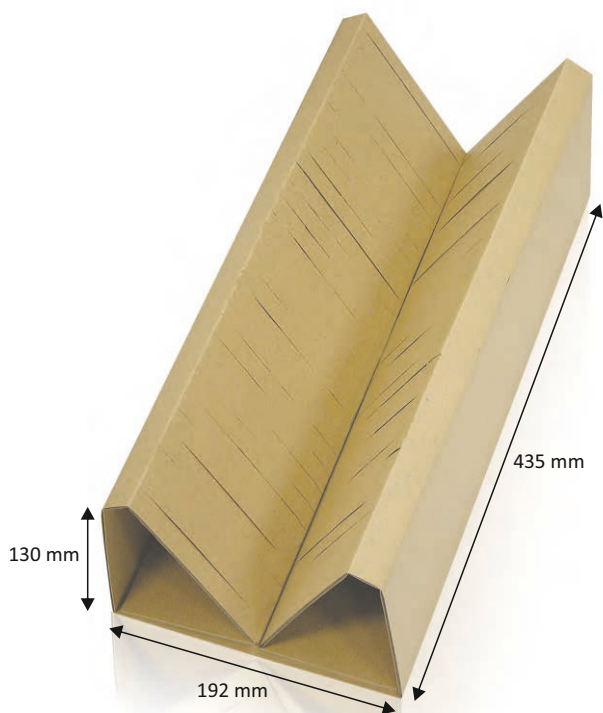
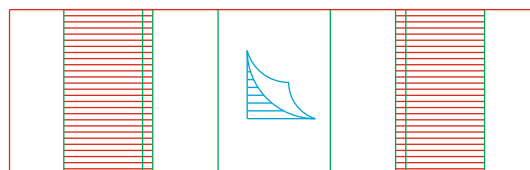


NEW



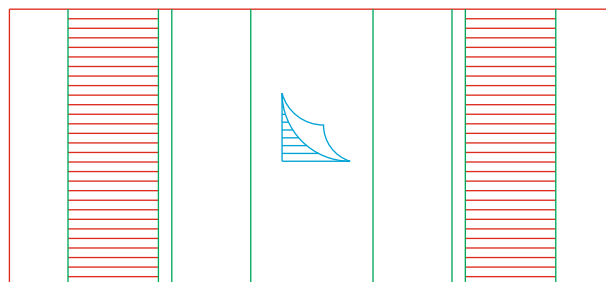
W079

suggested use	starter box insert
cardboard type	B flute
external dimensions	400 x 275 x 165 mm
flat dimensions	400 x 1297 mm
cardboard insert use	F079
tooling ID	190809C12



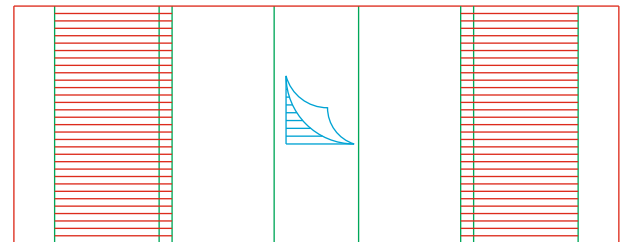
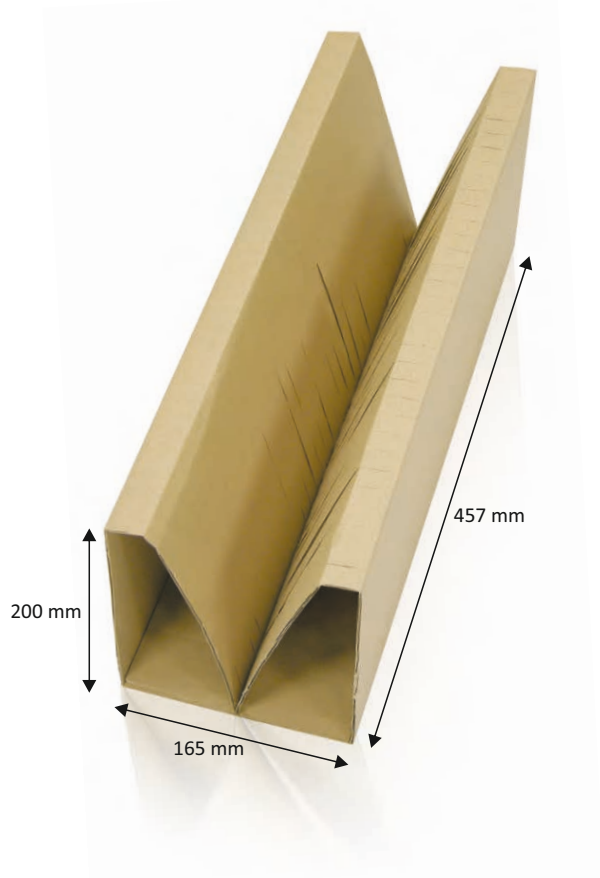
W080

suggested use	starter box insert
cardboard type	B flute
external dimensions	435 x 192 x 130 mm
flat dimensions	435 x 950 mm
cardboard insert use	F080, F089
tooling ID	80526C04



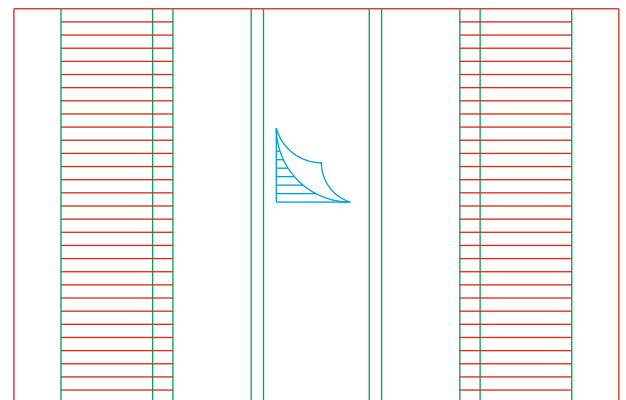
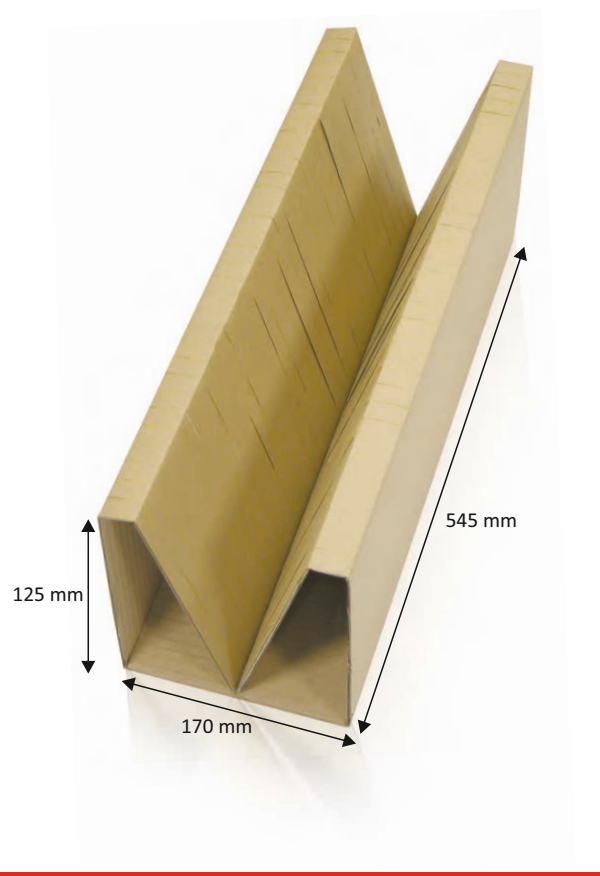
W081

suggested use	starter box insert
cardboard type	B flute
external dimensions	457 x 165 x 200 mm
flat dimensions	457 x 1167 mm
cardboard insert use	F081
tooling ID	90923Z01




W082

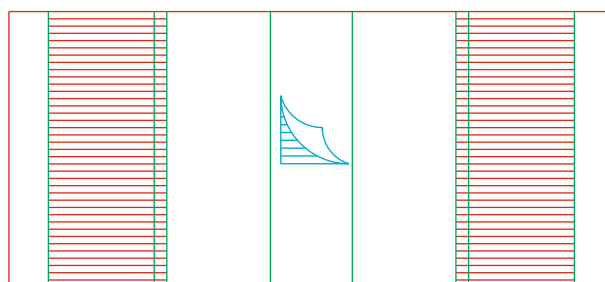
suggested use	starter box insert
cardboard type	B flute
external dimensions	545 x 170 x 125 mm
flat dimensions	545 x 835 mm
cardboard insert use	F082, F050 (-255), F088 (-255)
tooling ID	71221B05




W083



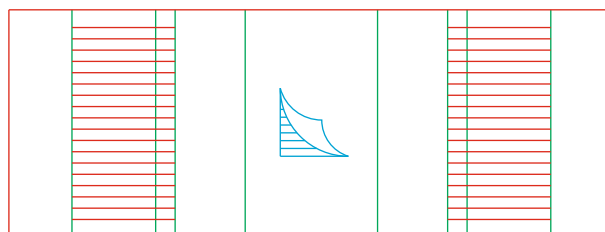
suggested use	starter box insert
cardboard type	B flute
external dimensions	545 x 162 x 210 mm
flat dimensions	545 x 1197 mm
cardboard insert use	F083
tooling ID	90923Z02



W084

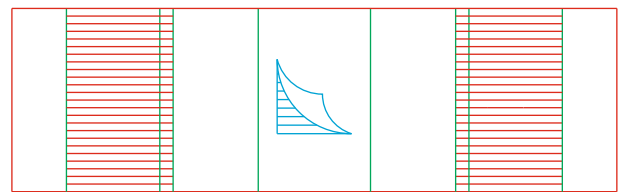
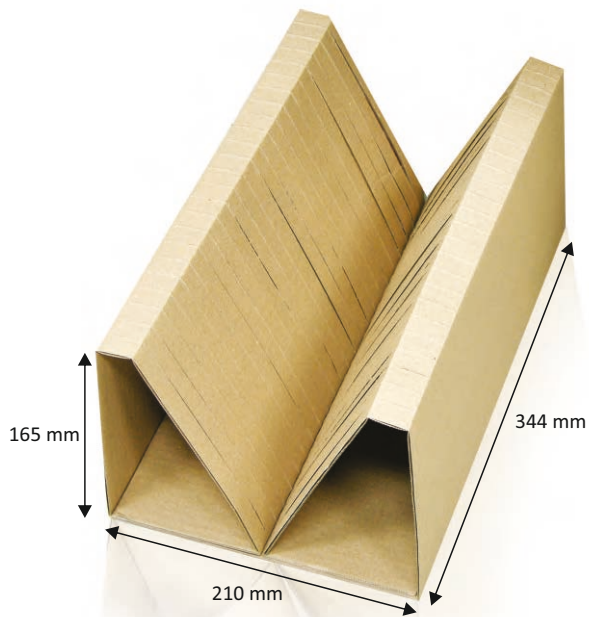


suggested use	starter box insert
cardboard type	B flute
external dimensions	292 x 170 x 100 mm
flat dimensions	292 x 777 mm
cardboard insert use	F084
tooling ID	141112E02



W086

suggested use	starter box insert
cardboard type	B flute
external dimensions	344 x 210 x 165 mm
flat dimensions	344 x 1137 mm
cardboard insert use	F086, F099N
tooling ID	121016H12

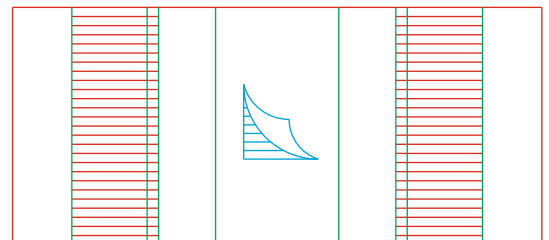


NEW

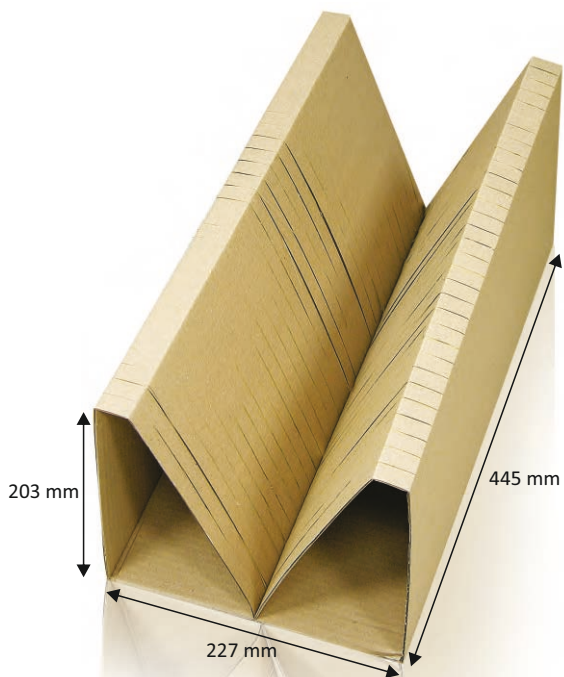


W090

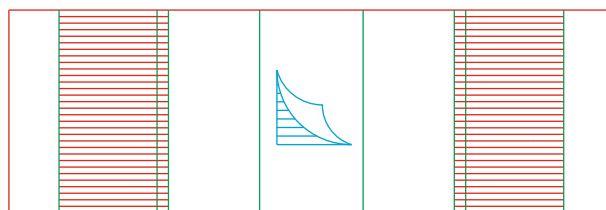
suggested use	starter box insert
cardboard type	B flute
external dimensions	525 x 270 x 125 mm
flat dimensions	525 x 1160 mm
cardboard insert use	F090
tooling ID	190409C06



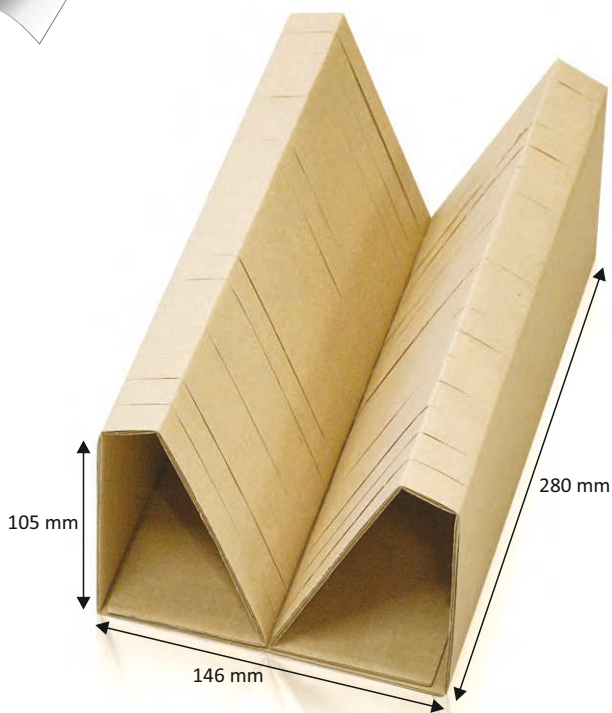
W093



suggested use	starter box insert
cardboard type	B flute
external dimensions	445 x 227 x 203 mm
flat dimensions	445 x 1327 mm
cardboard insert use	F093
tooling ID	130219H03

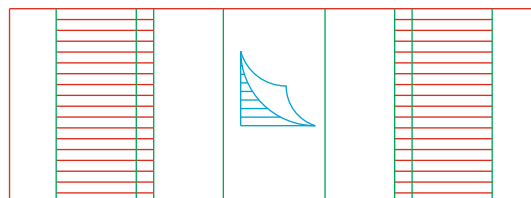


NEW



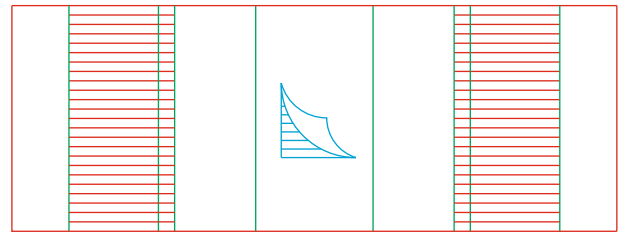
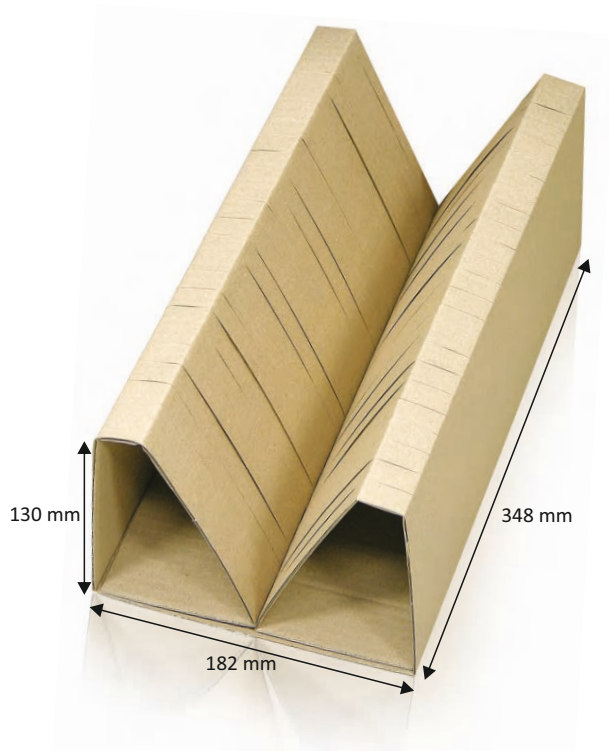
W094

suggested use	starter box insert
cardboard type	B flute
external dimensions	280 x 146 x 105 mm
flat dimensions	280 x 760 mm
cardboard insert use	F094
tooling ID	181128E13



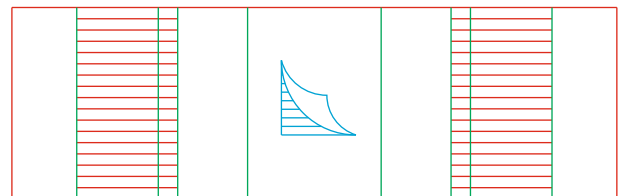
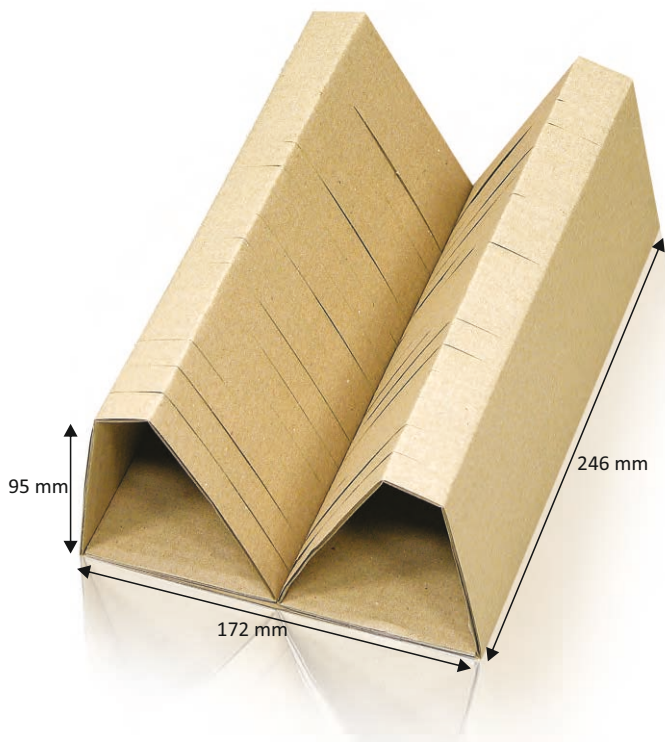
W096

suggested use	starter box insert
cardboard type	B flute
external dimensions	348 x 182 x 130 mm
flat dimensions	348 x 933 mm
cardboard insert use	F095, F096, F0990
tooling ID	130812H08

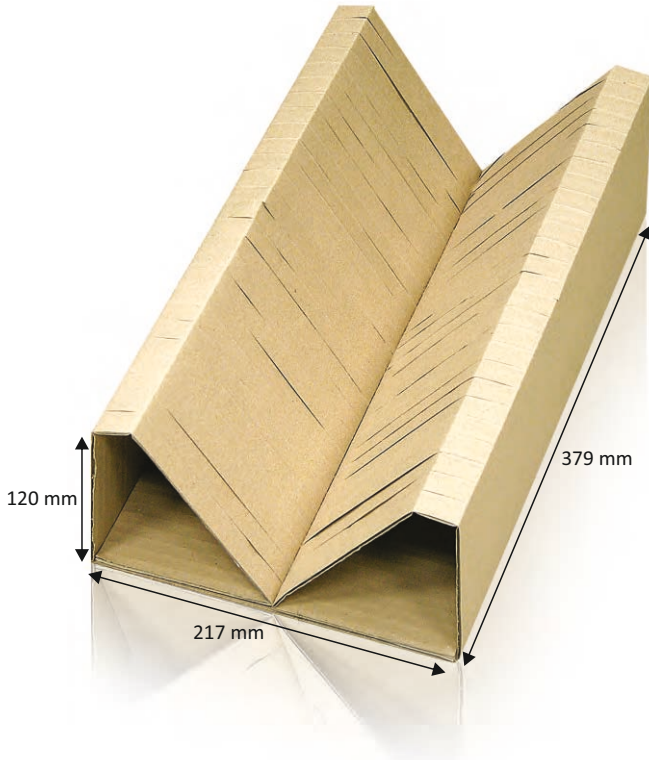


W097

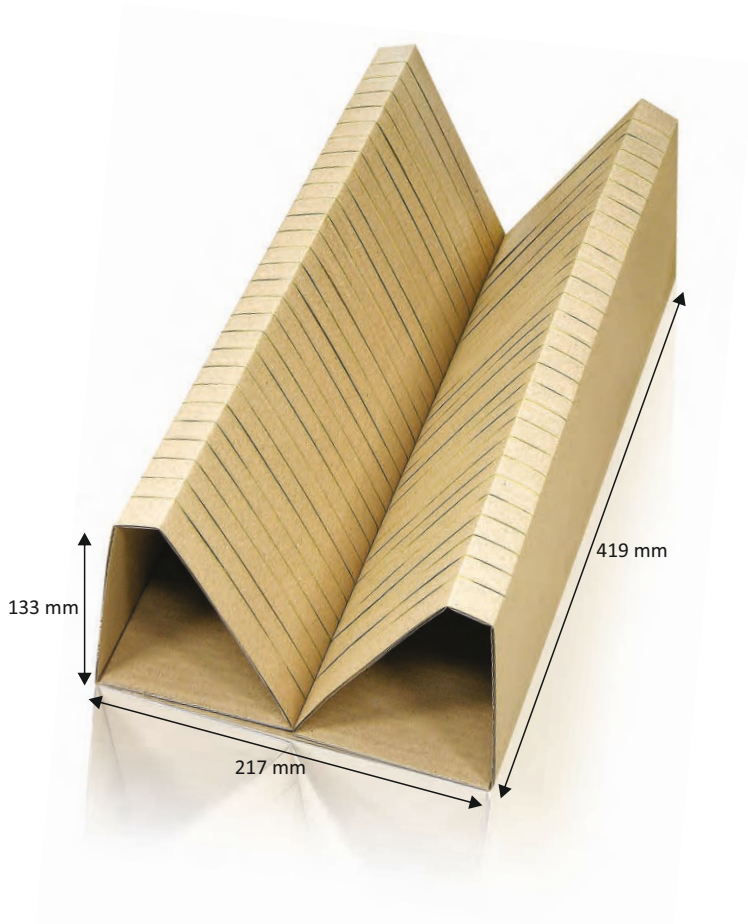
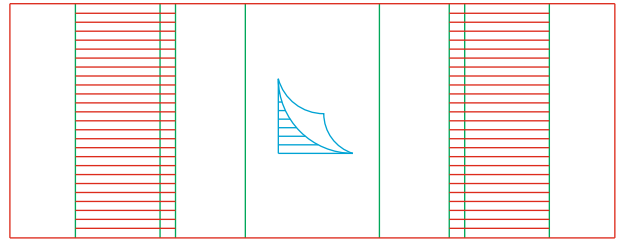
suggested use	starter box insert
cardboard type	B flute
external dimensions	246 x 172 x 95 mm
flat dimensions	246 x 779 mm
cardboard insert use	F097
tooling ID	131031H05



W098

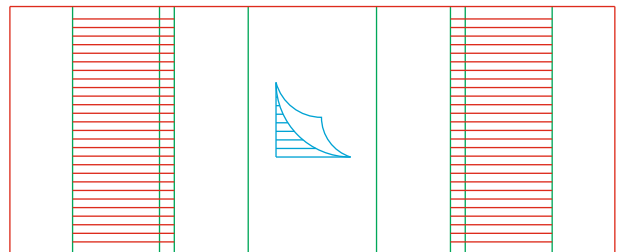


suggested use	starter box insert
cardboard type	B flute
external dimensions	379 x 217 x 120 mm
flat dimensions	379 x 979 mm
cardboard insert use	F098
tooling ID	130829H09



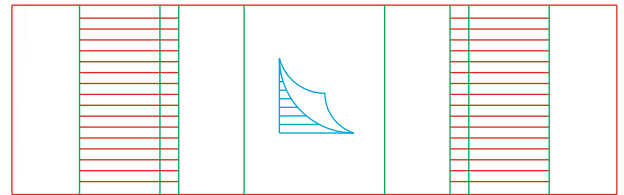
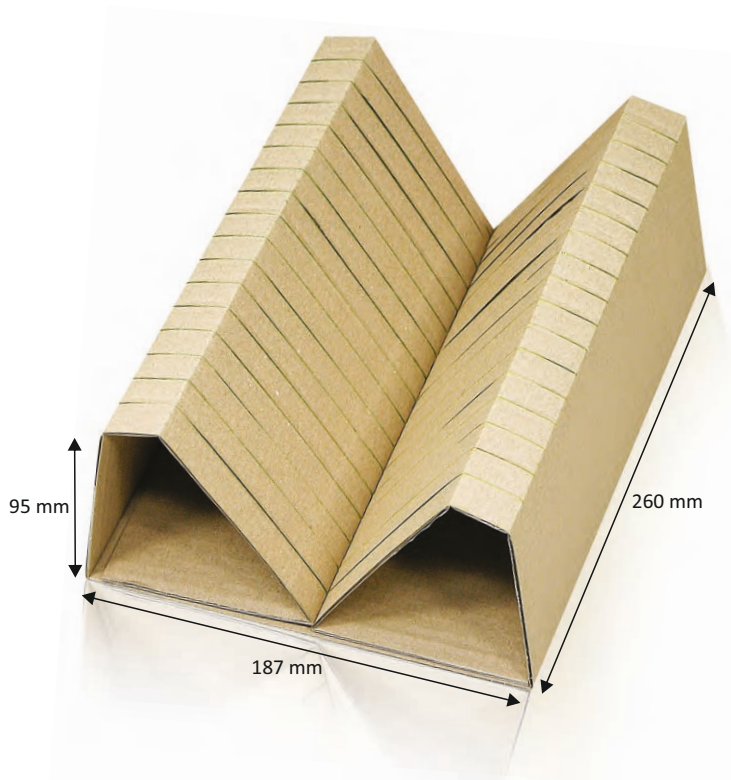
W099A

suggested use	starter box insert
cardboard type	B flute
external dimensions	419 x 217 x 133 mm
flat dimensions	419 x 1023 mm
cardboard insert use	F099A
tooling ID	130829H11



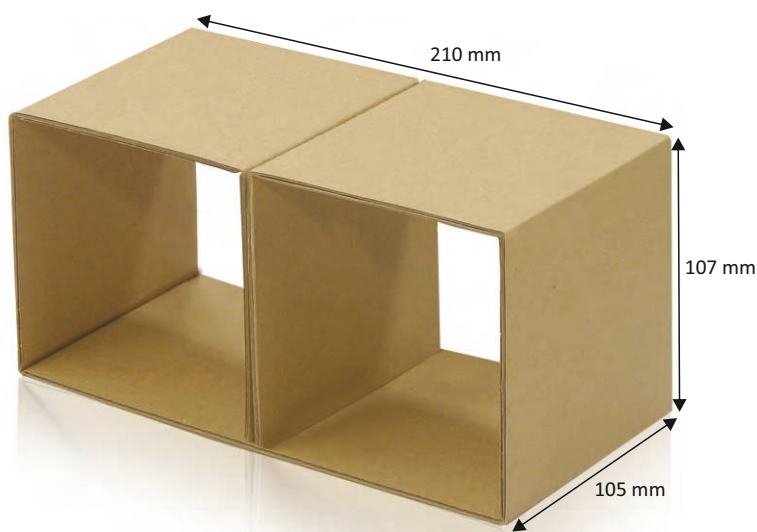
W099B

suggested use	starter box insert
cardboard type	B flute
external dimensions	260 x 187 x 90 mm
flat dimensions	260 x 805 mm
cardboard insert use	F099B, F099M
tooling ID	130829H10




W099E

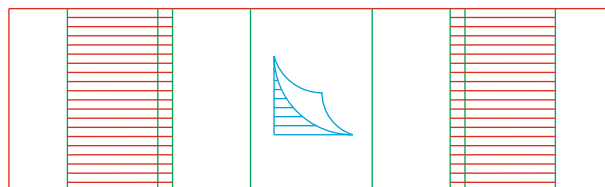
suggested use	starter box insert
cardboard type	EB flute
external dimensions	210 x 105 x 107 mm
flat dimensions	105 x 840 mm
cardboard insert use	-
tooling ID	180726M02




W099K



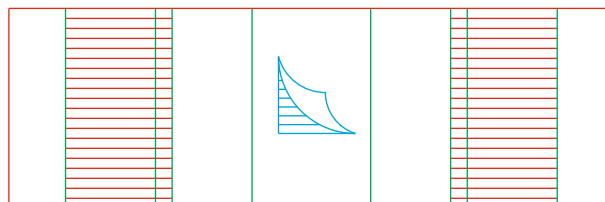
suggested use	starter box insert
cardboard type	B flute
external dimensions	309 x 199 x 135 mm
flat dimensions	309 x 1024 mm
cardboard insert use	F099K
tooling ID	170711U13

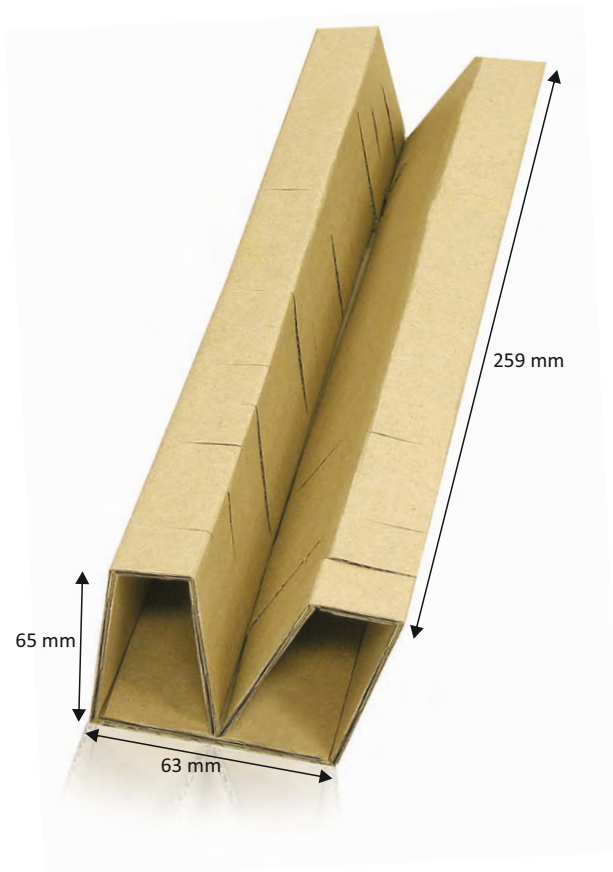


W099W



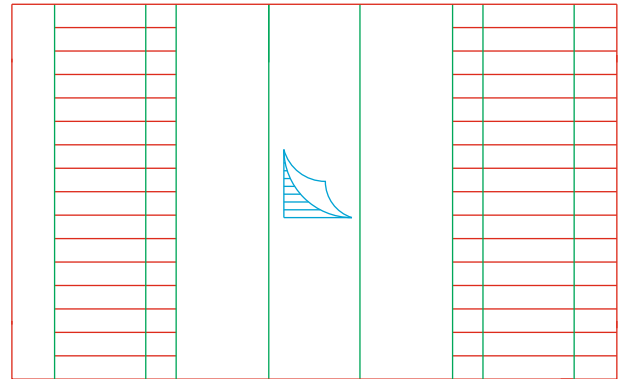
suggested use	starter box insert
cardboard type	B flute
external dimensions	300 x 178 x 123 mm
flat dimensions	300 x 908 mm
cardboard insert use	F099W
tooling ID	170711U14







W100

suggested use	armature box insert
cardboard type	B flute
external dimensions	259 x 63 x 65 mm
flat dimensions	259 x 418 mm
cardboard insert use	F100
tooling ID	91125H06

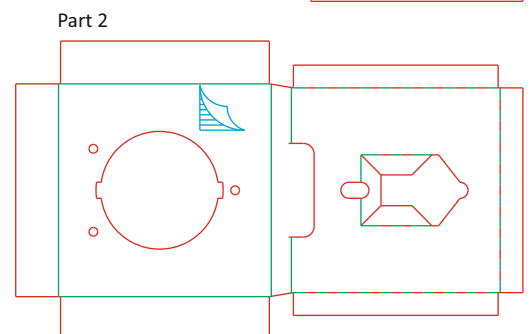



NEW




W149S

suggested use	pulley/bearing box insert
cardboard type	EE flute
external dimensions part 1	162 x 162 x 2 mm
flat dimensions part 1	162 x 162 mm
external dimensions part 2	160 x 160 x 32 mm
flat dimensions part 2	223 x 380 mm
cardboard insert use	F149S
tooling ID	P20120963



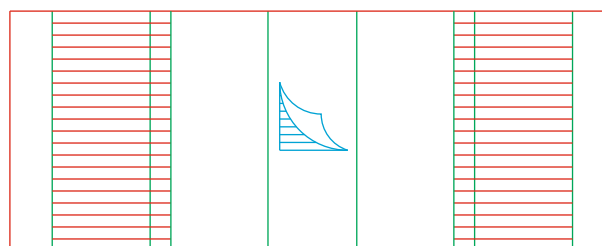
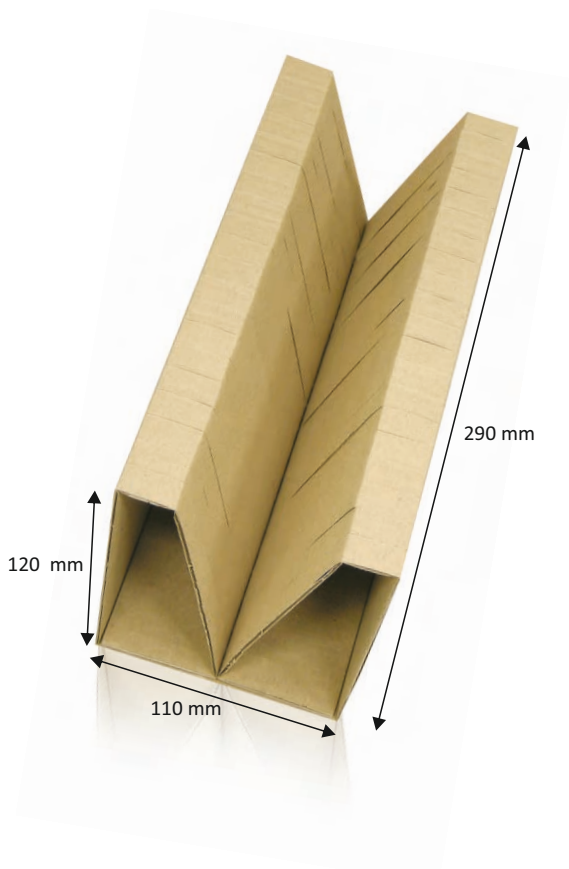
W154


suggested use	drive shaft box insert
cardboard type	B flute
external dimensions	916 x 115 x 120 mm
flat dimensions	916 x 751 mm
cardboard insert use	F154
tooling ID	110421H04



W160


suggested use	vc joint box insert
cardboard type	B flute
external dimensions	290 x 110 x 120 mm
flat dimensions	290 x 730 mm
cardboard insert use	F160
tooling ID	110421H06







W167

suggested use	starter box insert
cardboard type	B flute
external dimensions	254 x 254 x 2 mm
flat dimensions	254 x 254 mm
cardboard insert use	F167
tooling ID	120412H09



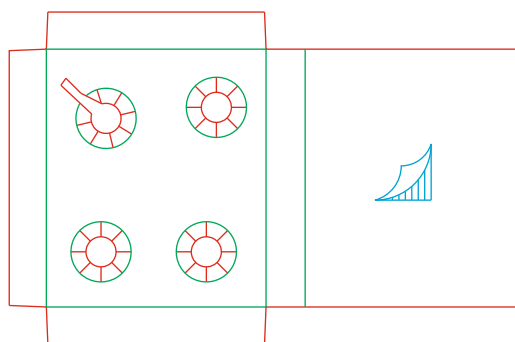

W175

suggested use	timing belt + water pump box insert
cardboard type	E flute
external dimensions	330 x 260 x 1 mm
flat dimensions	330 x 260 mm
cardboard insert use	F175
tooling ID	131007E01



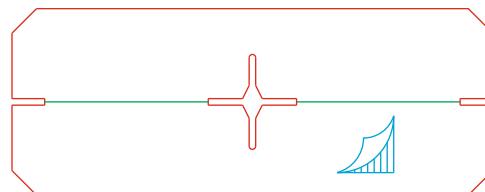

W176

suggested use	timing belt + water pump box insert
cardboard type	E flute
external dimensions	260 x 220 x 40 mm
flat dimensions	513 x 331 mm
cardboard insert use	F176
tooling ID	140414J03

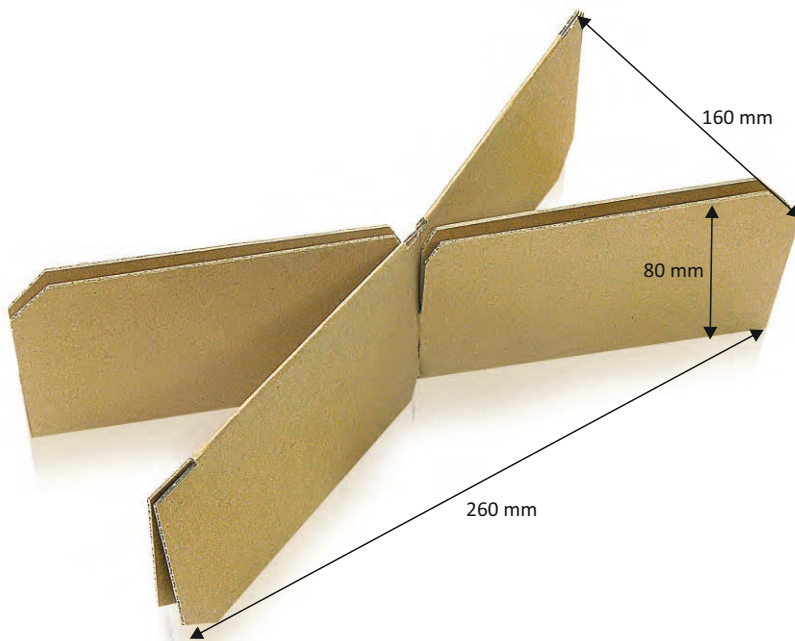


W177

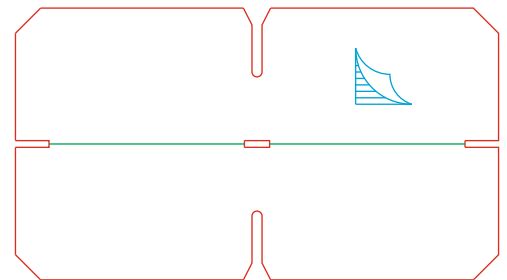
suggested use	timing belt + water pump box insert
cardboard type	B flute
external dimensions	255 x 152 x 57 mm
flat dimensions	294 x 114 mm
cardboard insert use	F177
tooling ID	140801C04



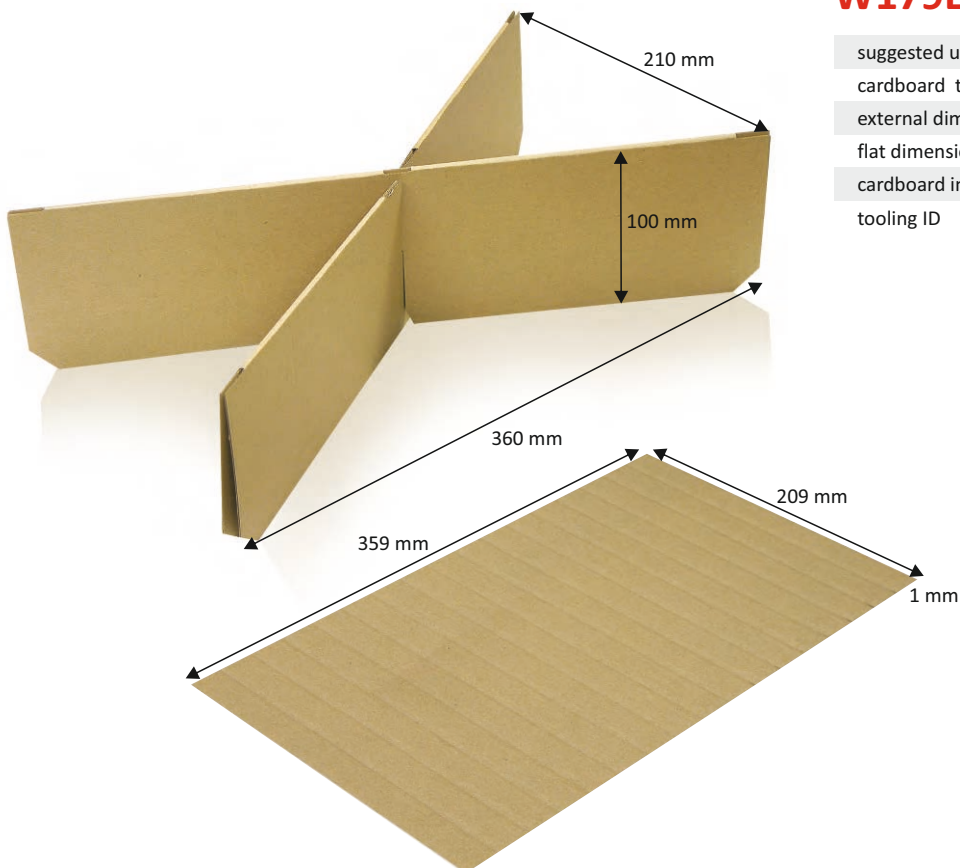
W178



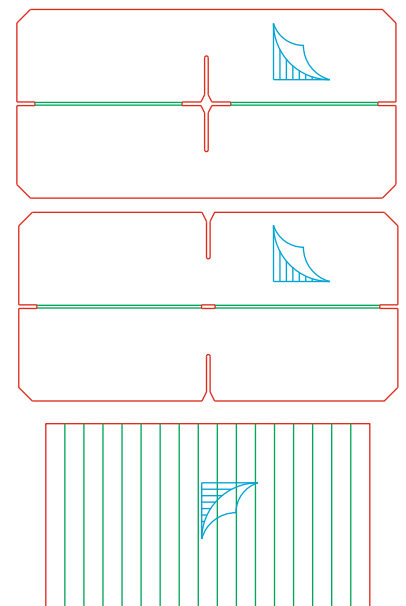
suggested use	timing belt + water pump box insert
cardboard type	B flute
external dimensions	260 x 160 x 80 mm
flat dimensions	162 x 288 mm
cardboard insert use	F178
tooling ID	140820H01



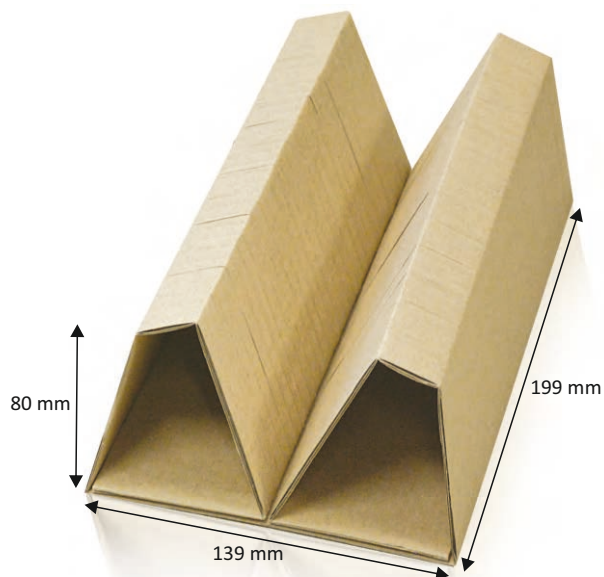
W179E



suggested use	timing belt + water pump box insert
cardboard type	E flute
external dimensions	360x210x100mm/359x209x1mm
flat dimensions	420 x 209 mm/209 x 359 mm
cardboard insert use	F179E
tooling ID	151019C16

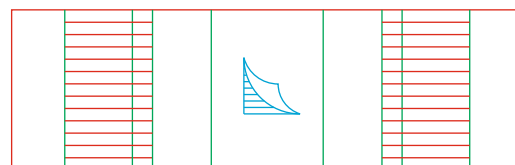


NEW




W192

suggested use	brake caliper box insert
cardboard type	B flute
external dimensions	199 x 139 x 80 mm
flat dimensions	199 x 635 mm
cardboard insert use	F192
tooling ID	181030C06

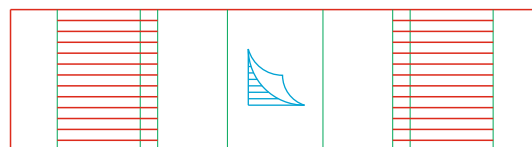


NEW

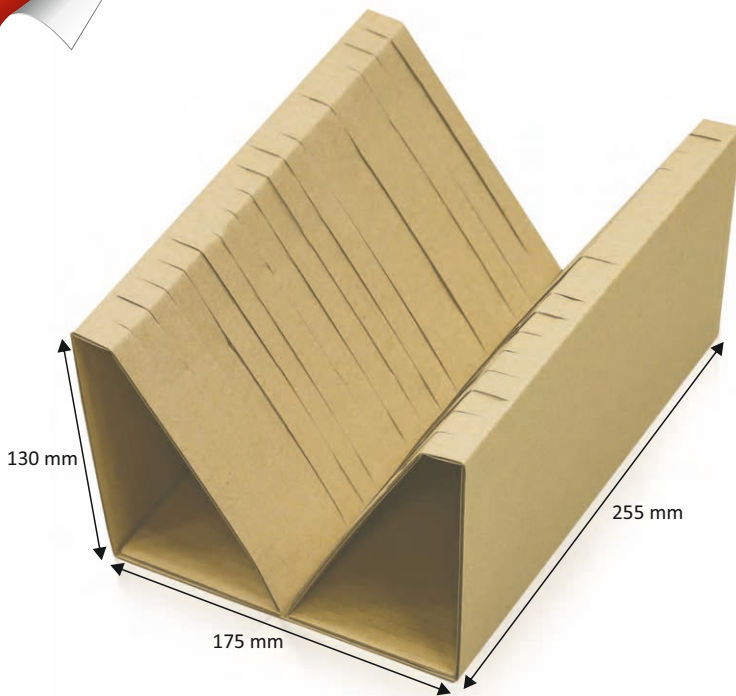


W195

suggested use	brake caliper box insert
cardboard type	B flute
external dimensions	203 x 137 x 112 mm
flat dimensions	203 x 759 mm
cardboard insert use	F195
tooling ID	190122C05

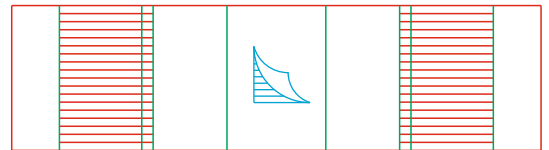


NEW

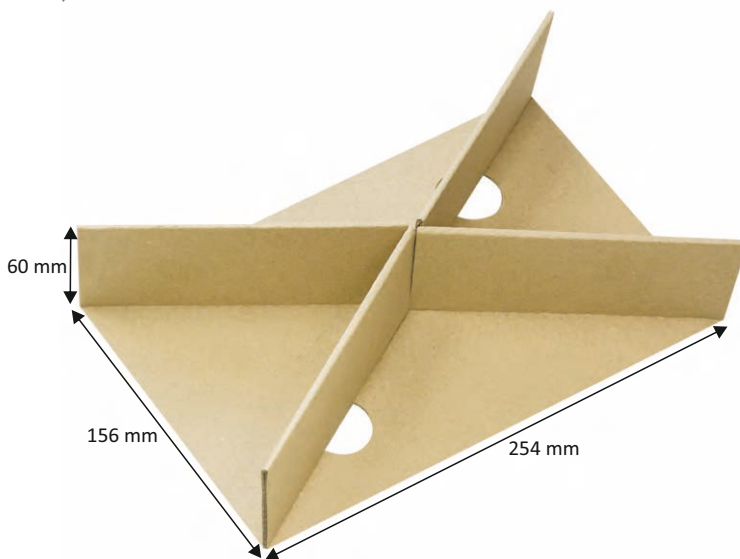


W219U

suggested use	brake shoe box insert
cardboard type	B flute
external dimensions	255 x 175 x 130 mm
flat dimensions	255 x 932 mm
cardboard insert use	F219U
tooling ID	P21051268

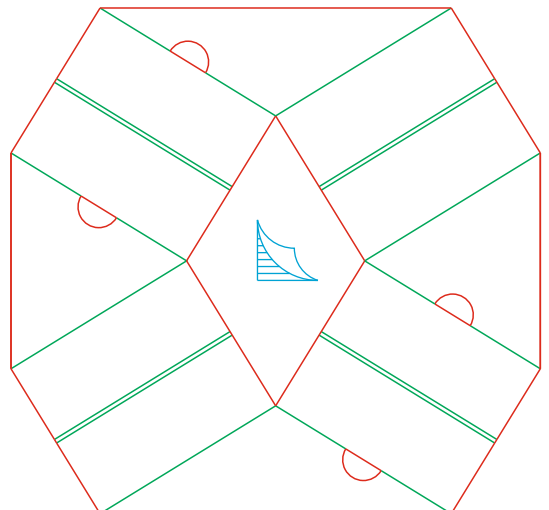


NEW




W219P

suggested use	timing belt + water pump box insert
cardboard type	E flute
external dimensions	254x156x60mm
flat dimensions	365x382mm
cardboard insert use	F219P
tooling ID	180827E02

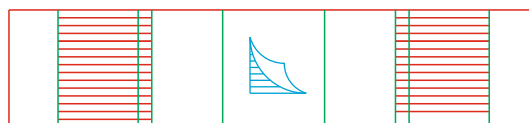


NEW




W341

suggested use	steering pump box insert
cardboard type	B flute
external dimensions	215 x 187 x 130 mm
flat dimensions	215 x 971 mm
cardboard insert use	F341
tooling ID	P21020860




NEW



W342


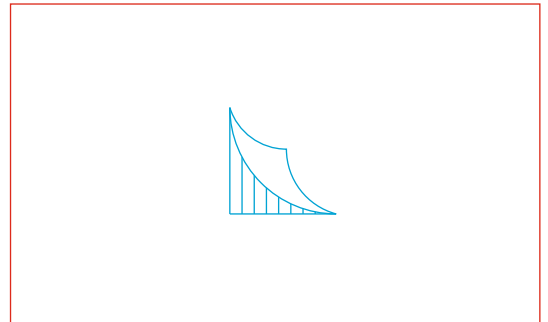
suggested use	steering pump box insert
cardboard type	B flute
external dimensions	138 x 143 x 117 mm
flat dimensions	138 x 783 mm
cardboard insert use	F342
tooling ID	181128E11





W366

suggested use	water pump box insert
cardboard type	E flute
external dimensions	284 x 172 x 1 mm
flat dimensions	284 x 172 mm
cardboard insert use	W366
tooling ID	190829C05




W430

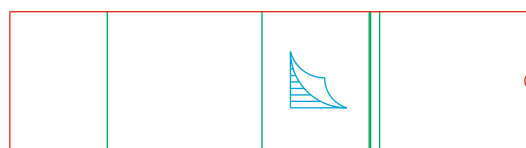
suggested use	turbocharger box insert
cardboard type	B flute
external dimensions	324 x 174 x 315 mm
flat dimensions	1279 x 174 mm
cardboard insert use	F430
tooling ID	150720H12




W431



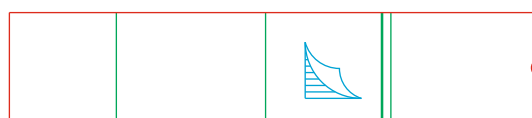
suggested use	turbocharger box insert
cardboard type	B flute
external dimensions	349 x 306 x 237 mm
flat dimensions	1159 x 306 mm
cardboard insert use	F431
tooling ID	150720H13



W432

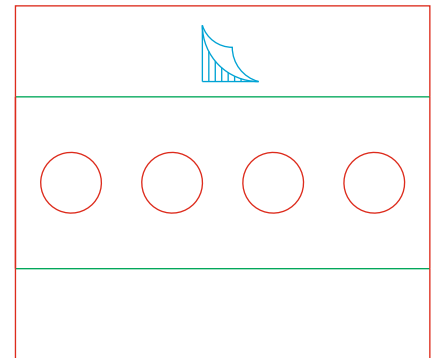



suggested use	turbocharger box insert
cardboard type	B flute
external dimensions	362 x 268 x 281 mm
flat dimensions	1287 x 268 mm
cardboard insert use	F432
tooling ID	150720H11




W513

suggested use	ignition module / coil / cable box insert
cardboard type	E flute
external dimensions	204 x 84 x 45 mm
flat dimensions	205 x 175 mm
cardboard insert use	F513
tooling ID	151105B04

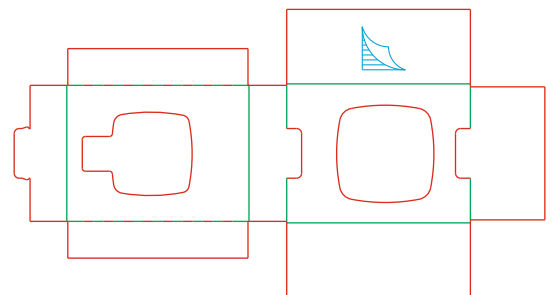



NEW



W710



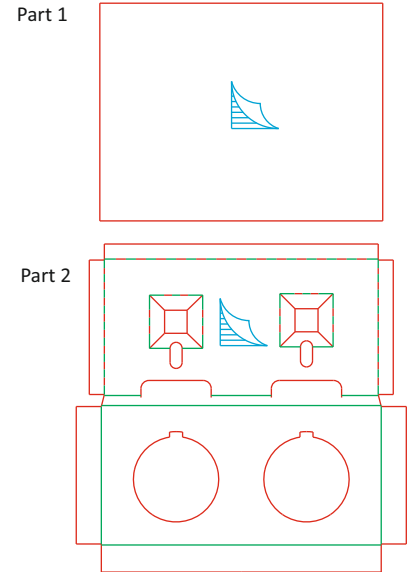
suggested use	lamp box insert
cardboard type	E flute
external dimensions	142 x 75 x 185 mm
flat dimensions	290 x 534 mm
cardboard insert use	F710
tooling ID	190619C05





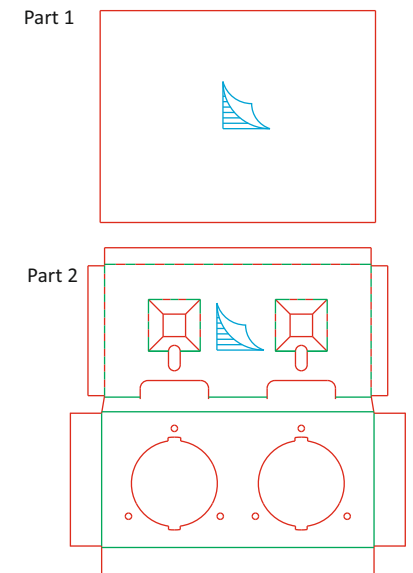
W763A

suggested use	timing chain kit box insert
cardboard type	EE flute
external dimensions Part 1	217 x 282 x 2 mm
flat dimensions Part 1	282 x 217 mm
external dimensions Part 2	280 x 140 x 25 mm
flat dimensions Part 2	329 x 327 mm
cardboard insert use	F763
tooling ID	P20120962




W763B

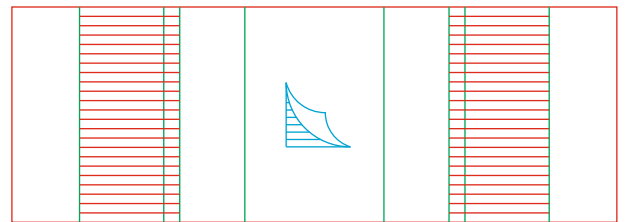
suggested use	timing chain kit box insert
cardboard type	EE flute
external dimensions Part 1	217 x 282 x 2 mm
flat dimensions Part 1	282 x 217 mm
external dimensions Part 2	280 x 140 x 30 mm
flat dimensions Part 2	343 x 339 mm
cardboard insert use	F763
tooling ID	P20121460




W780



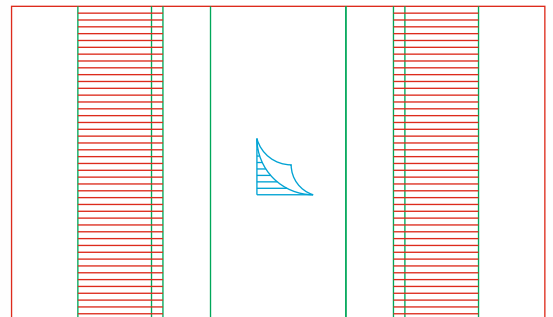
suggested use	timing chain kit box insert
cardboard type	B flute
external dimensions	337 x 218 x 110 mm
flat dimensions	337 x 948 mm
cardboard insert use	F757
tooling ID	170712J03



W781



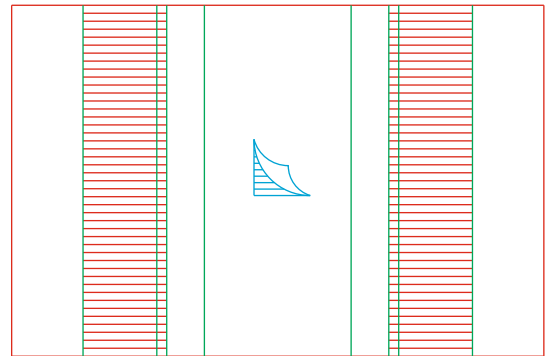
suggested use	steering rack box insert
cardboard type	B flute
external dimensions	687 x 296 x 113 mm
flat dimensions	687 x 1166 mm
cardboard insert use	F781
tooling ID	170712J04




W782



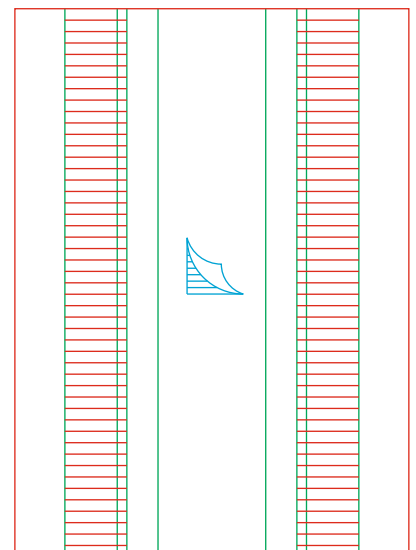
suggested use	steering rack box insert
cardboard type	B flute
external dimensions	884 x 370 x 110 mm
flat dimensions	884 x 1342 mm
cardboard insert use	F782
tooling ID	170714U02



W789



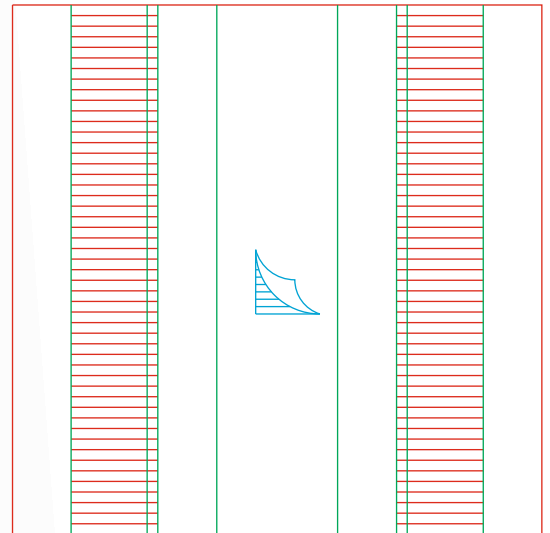
suggested use	steering rack box insert
cardboard type	B flute
external dimensions	1425 x 280 x 95 mm
flat dimensions	1425 x 1024 mm
cardboard insert use	F789
tooling ID	44077



W790



suggested use	steering rack box insert
cardboard type	B flute
external dimensions	1490 x 340 x 165 mm
flat dimensions	1490 x 1490 mm
cardboard insert use	F790
tooling ID	44078

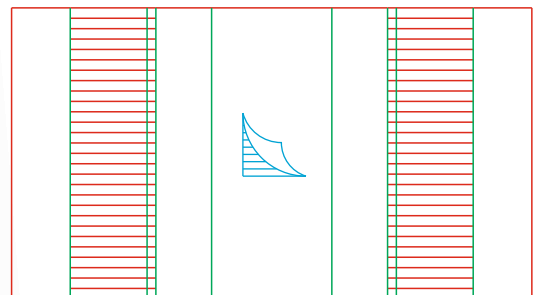


NEW



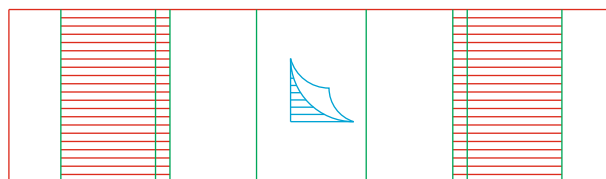

W794


suggested use	steering rack box insert
cardboard type	B flute
external dimensions	992 x 410 x 190 mm
flat dimensions	992 x 1774 mm
cardboard insert use	F794
tooling ID	P22092660



W800


suggested use	air conditioning compressor box insert
cardboard type	B flute
external dimensions	300 x 190 x 150 mm
flat dimensions	300 x 1048 mm
cardboard insert use	F800
tooling ID	180704M02



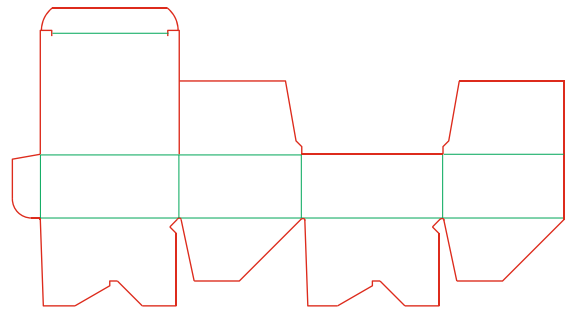


SOLID BOARD BOXES


L001



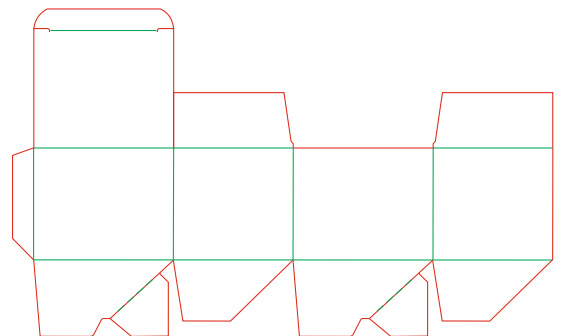
cardboard type	400 g/m ²
dimensions	73 x 63 x 34 mm
weight	0,012 kg
box construction	FEFCO 0713
tooling ID	ER073/4805



L002



cardboard type	400 g/m ²
dimensions	69 x 58 x 55 mm
weight	0,011 kg
box construction	FEFCO 0713
tooling ID	ER048/1305


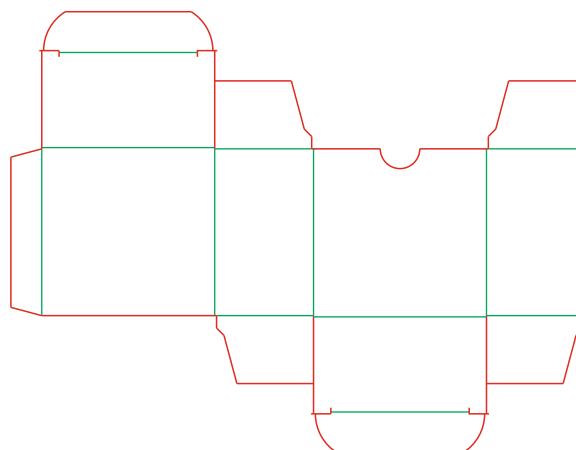


SOLID BOARD BOXES



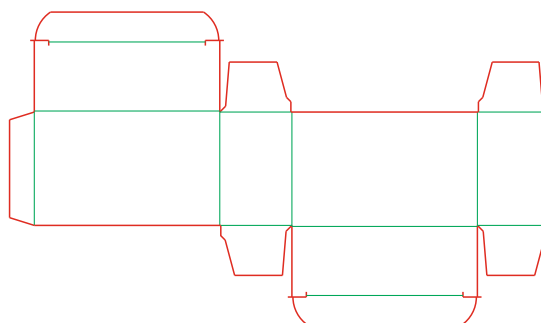
L003

cardboard type	400 g/m ²
dimensions	70 x 38 x 68 mm
weight	0,011 kg
box construction	FEFCO 0211
tooling ID	100409E03




L004

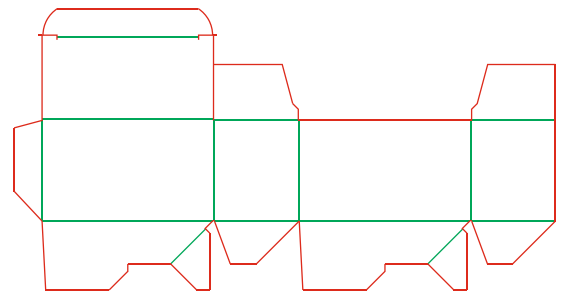
cardboard type	400 g/m ²
dimensions	90 x 33 x 55 mm
weight	0,010 kg
box construction	FEFCO 0211
tooling ID	91218T02



L005



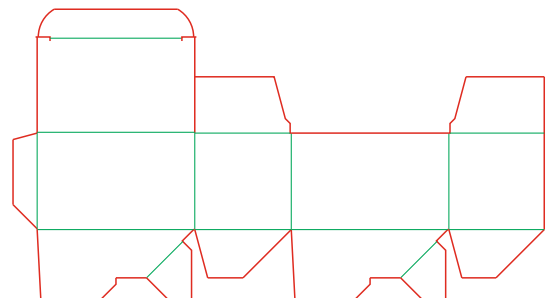
cardboard type	400 g/m ²
dimensions	92 x 45 x 54 mm
weight	0,012 kg
box construction	FEFCO 0713
tooling ID	70524V02



L006



cardboard type	400 g/m ²
dimensions	98 x 58 x 60 mm
weight	0,016 kg
box construction	FEFCO 0713
tooling ID	120118E02

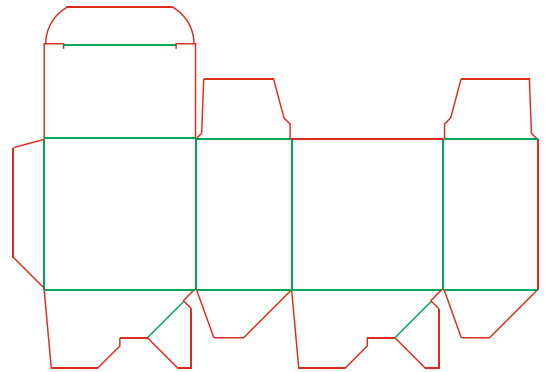


SOLID BOARD BOXES



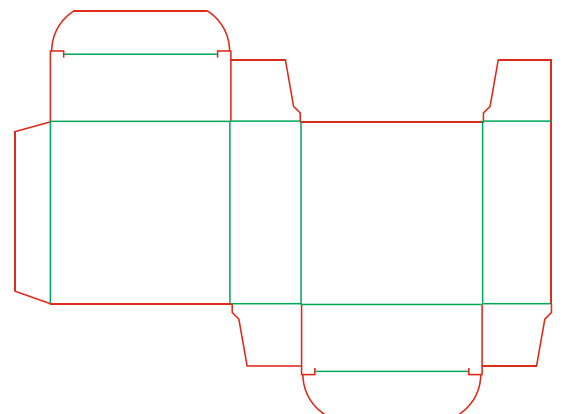
L007

cardboard type	400 g/m ²
dimensions	74 x 45 x 74 mm
weight	0,012 kg
box construction	FEFCO 0713
tooling ID	90429D08




L008

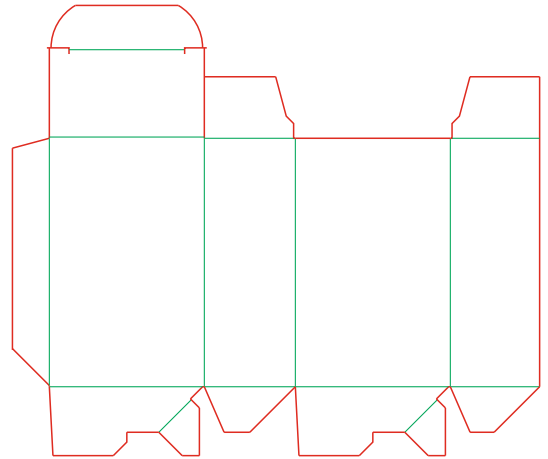
cardboard type	400 g/m ²
dimensions	82 x 30 x 83 mm
weight	0,012 kg
box construction	FEFCO 0211
tooling ID	ER079/0306



L009



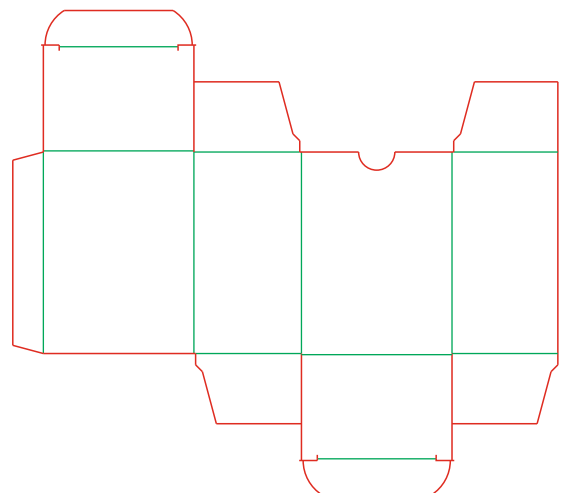
cardboard type	400 g/m ²
dimensions	63 x 35 x 100 mm
weight	0,012 kg
box construction	FEFCO 0713
tooling ID	120118E03



L010




cardboard type	400 g/m ²
dimensions	66 x 46 x 89 mm
weight	0,013 kg
box construction	FEFCO 0211
tooling ID	100409E04

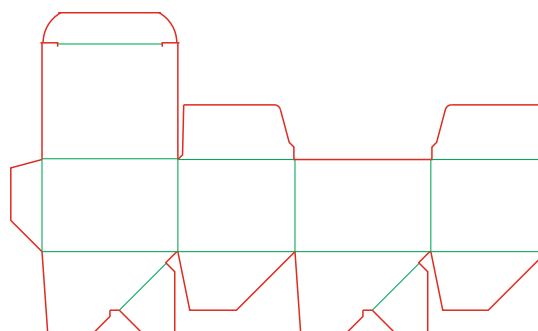


SOLID BOARD BOXES


L011



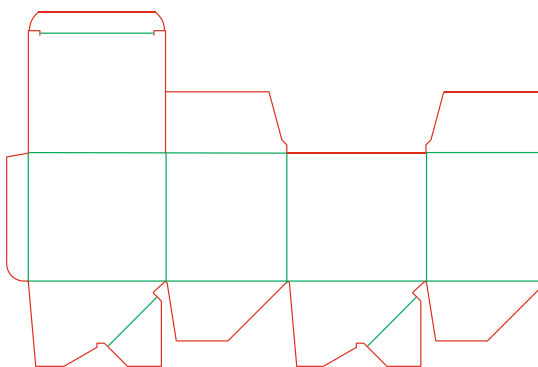
cardboard type	400 g/m ²
dimensions	87 x 73 x 60 mm
weight	0,014 kg
box construction	FEFCO 0713
tooling ID	110818E06



L012



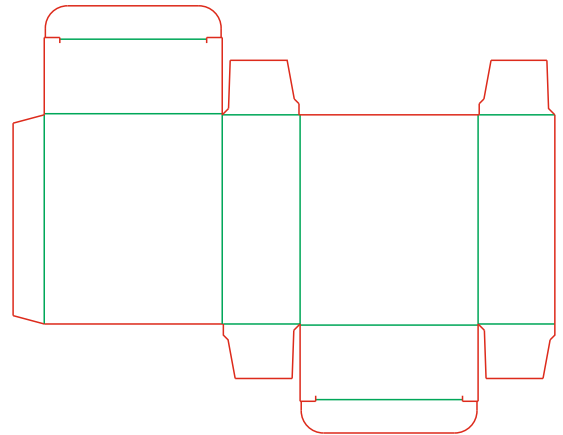
cardboard type	400 g/m ²
dimensions	83 x 72 x 79 mm
weight	0,019 kg
box construction	FEFCO 0713
tooling ID	ER034/0205





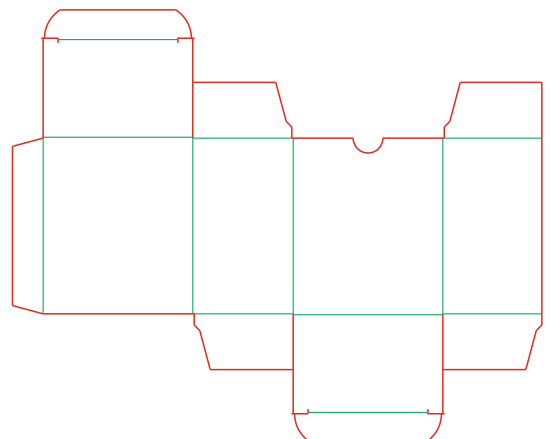
L013

cardboard type	400 g/m ²
dimensions	80 x 34 x 95 mm
weight	0,016 kg
box construction	FEFCO 0211
tooling ID	0 9723 0




L014

cardboard type	400 g/m ²
dimensions	80 x 52 x 95 mm
weight	0,017 kg
box construction	FEFCO 0211
tooling ID	100409E05


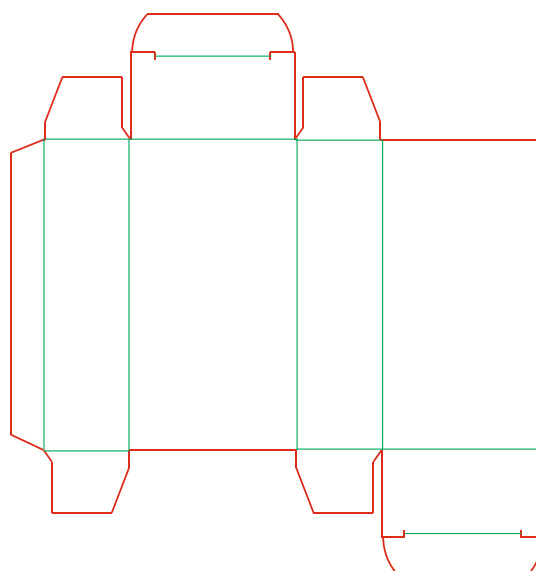


SOLID BOARD BOXES



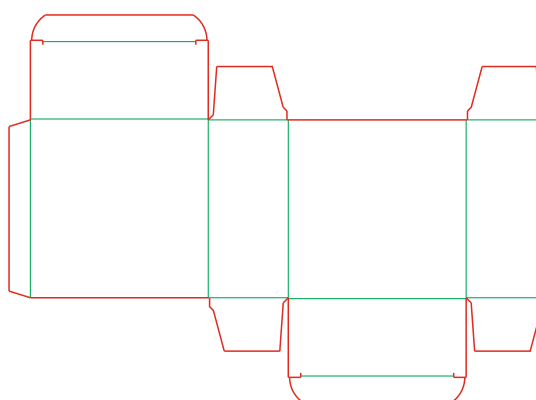
L015

cardboard type	400 g/m ²
dimensions	64 x 33 x 123 mm
weight	0,015 kg
box construction	FEFCO 0211
tooling ID	ER0115/2007



L016

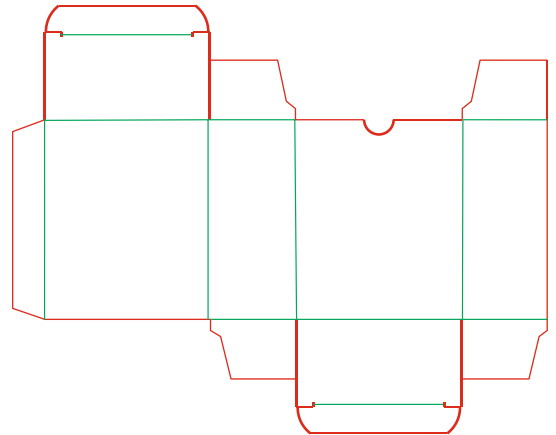
cardboard type	400 g/m ²
dimensions	100 x 43 x 100 mm
weight	0,018 kg
box construction	FEFCO 0211
tooling ID	91218T04





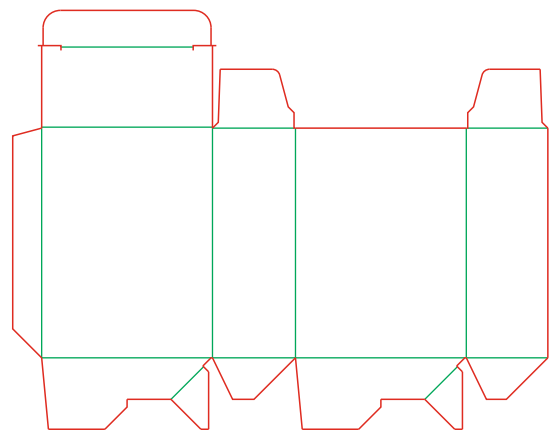
L017

cardboard type	400 g/m ²
dimensions	88 x 45 x 108 mm
weight	0,018 kg
box construction	FEFCO 0211
tooling ID	ER014/4503




L018

cardboard type	400 g/m ²
dimensions	88 x 41 x 120 mm
weight	0,018 kg
box construction	FEFCO 0713
tooling ID	110818E07

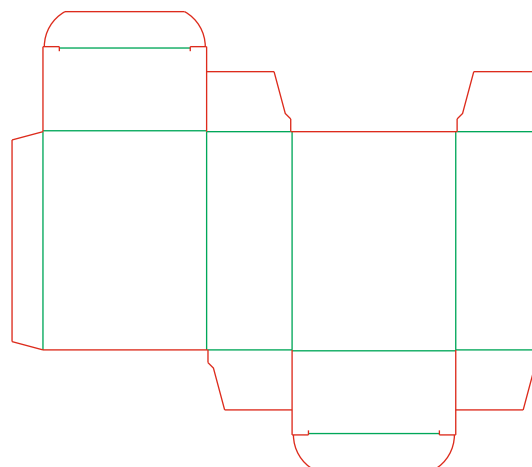


SOLID BOARD BOXES



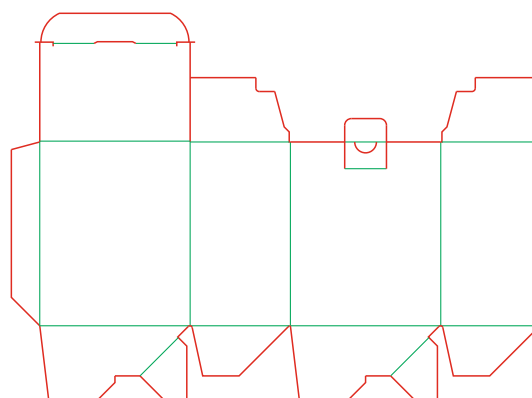
L019


cardboard type	400 g/m ²
dimensions	90 x 45 x 120 mm
weight	0,019 kg
box construction	FEFCO 0211
tooling ID	91127W05



L020

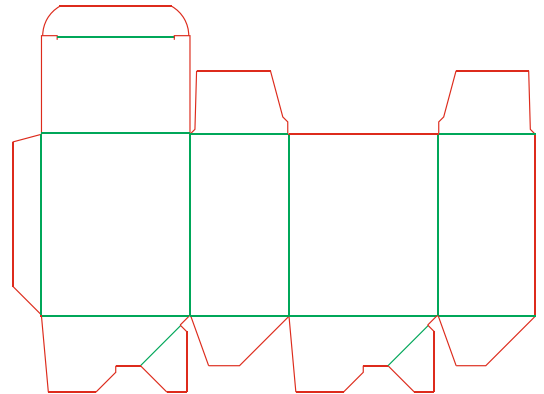
cardboard type	400 g/m ²
dimensions	90 x 58 x 110 mm
weight	0,022 kg
box construction	FEFCO 0713
tooling ID	110512X01





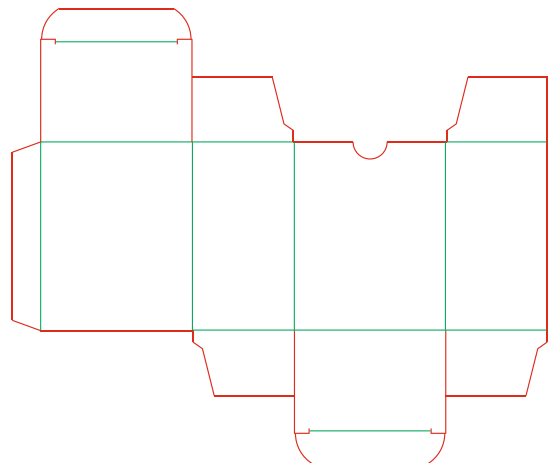
L021

cardboard type	400 g/m ²
dimensions	90 x 58 x 110 mm
weight	0,021 kg
box construction	FEFCO 0713
tooling ID	90429D09



L022

cardboard type	400 g/m ²
dimensions	93 x 60 x 117 mm
weight	0,025 kg
box construction	FEFCO 0211
tooling ID	ER091


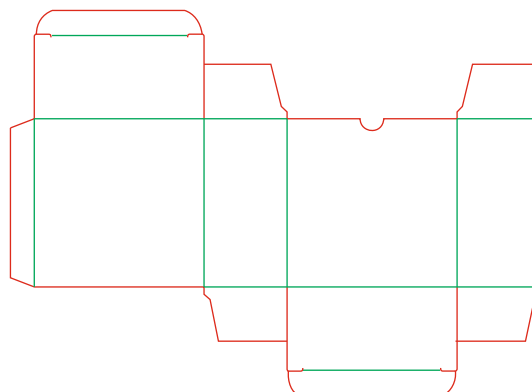


SOLID BOARD BOXES



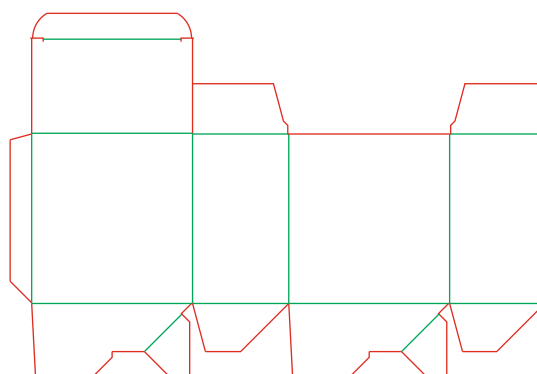
L023

cardboard type	400 g/m ²
dimensions	115 x 56 x 114 mm
weight	0,026 kg
box construction	FEFCO 0211
tooling ID	150310T08




L024


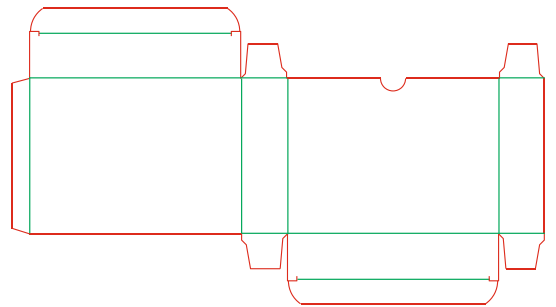
cardboard type	400 g/m ²
dimensions	112 x 65 x 118 mm
weight	0,029 kg
box construction	FEFCO 0713
tooling ID	120118E01



L025

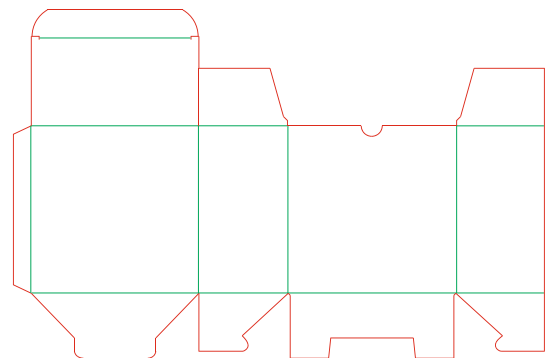


cardboard type	400 g/m ²
dimensions	135 x 29 x 100 mm
weight	0,018 kg
box construction	FEFCO 0211
tooling ID	ER026/1704



L026

cardboard type	400 g/m ²
dimensions	127 x 66 x 128 mm
weight	0,031 kg
box construction	FEFCO 0215
tooling ID	ER028/2004

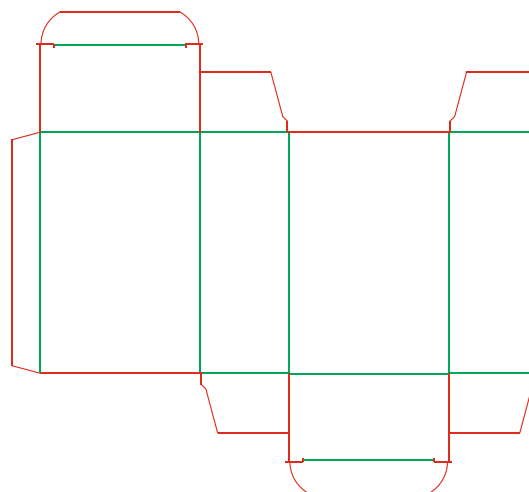


SOLID BOARD BOXES



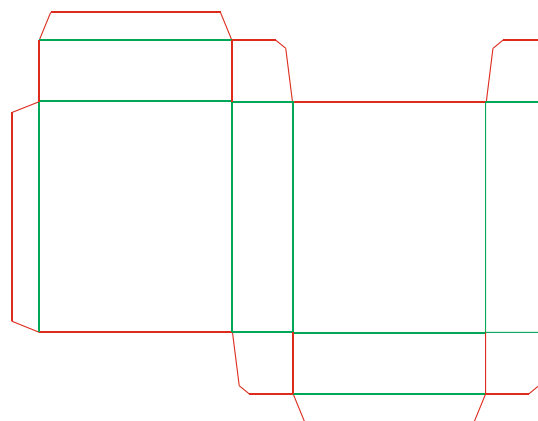
L027

cardboard type	400 g/m ²
dimensions	101 x 54 x 152 mm
weight	0,029 kg
box construction	FEFCO 0211
tooling ID	91127W01



L028

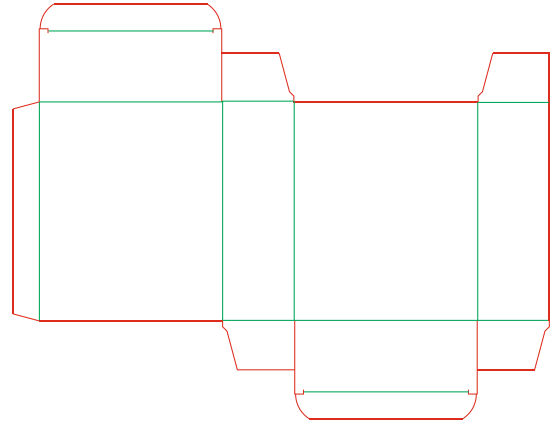
cardboard type	400 g/m ²
dimensions	125 x 40 x 150 mm
weight	0,029 kg
box construction	FEFCO 0211
tooling ID	ER032/4704





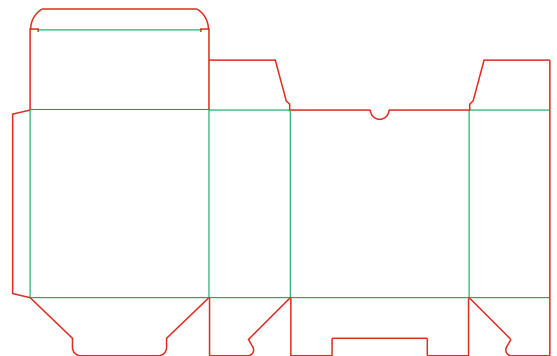
L029


cardboard type	400 g/m ²
dimensions	125 x 48 x 150 mm
weight	0,030 kg
box construction	FEFCO 0211
tooling ID	ER064/2905



L030


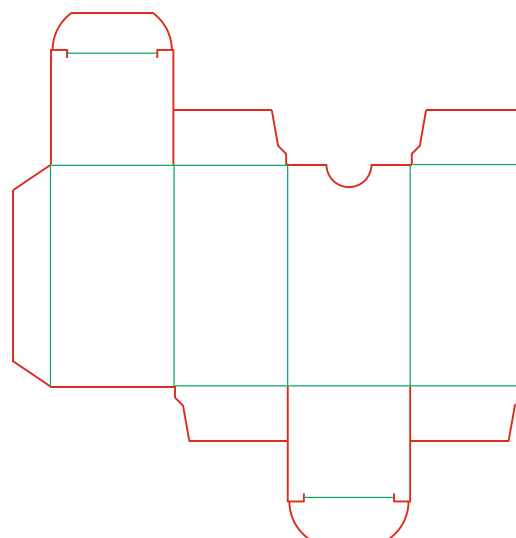
cardboard type	400 g/m ²
dimensions	154 x 68 x 162 mm
weight	0,043 kg
box construction	FEFCO 0215
tooling ID	100201T04





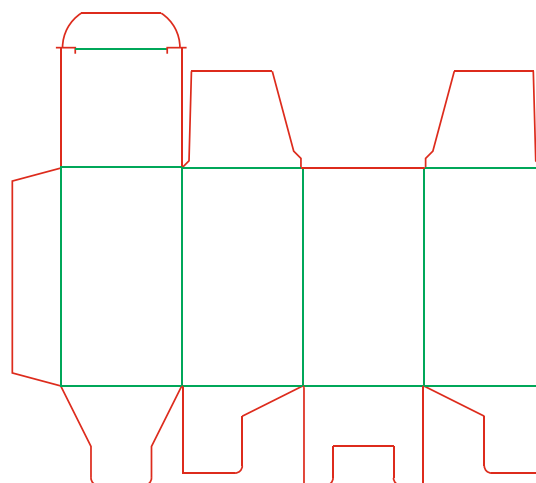
L031

cardboard type	400 g/m ²
dimensions	46 x 41 x 83 mm
weight	0,009 kg
box construction	FEFCO 0211
tooling ID	140312T01



L032

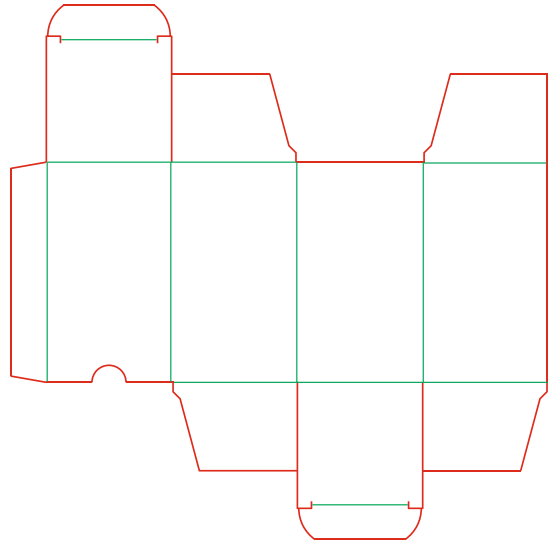
cardboard type	400 g/m ²
dimensions	50 x 49 x 90 mm
weight	0,012 kg
box construction	FEFCO 0215
tooling ID	80218S07




L033



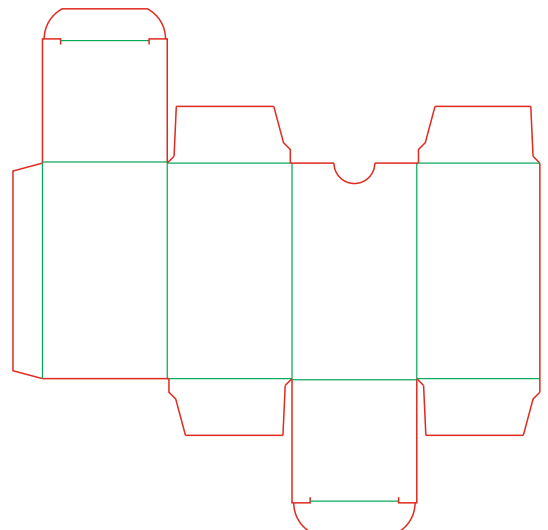
cardboard type	400 g/m ²
dimensions	53 x 52 x 94 mm
weight	0,014 kg
box construction	FEFCO 0211
tooling ID	ER038/0605




L034



cardboard type	400 g/m ²
dimensions	55 x 53 x 95 mm
weight	0,014 kg
box construction	FEFCO 0211
tooling ID	101020E10


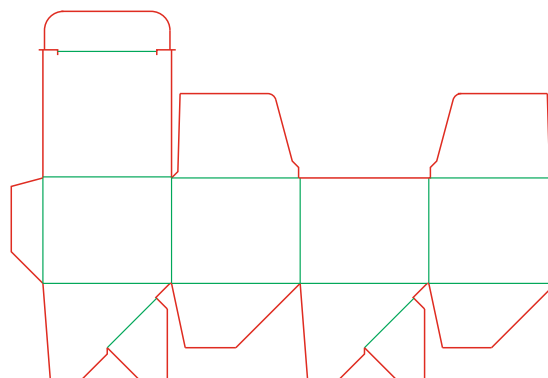


SOLID BOARD BOXES



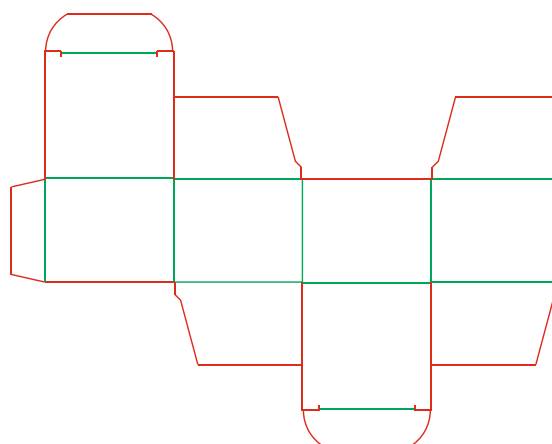
L035

cardboard type	400 g/m ²
dimensions	61 x 60 x 50 mm
weight	0,011 kg
box construction	FEFCO 0713
tooling ID	110818E05



L036


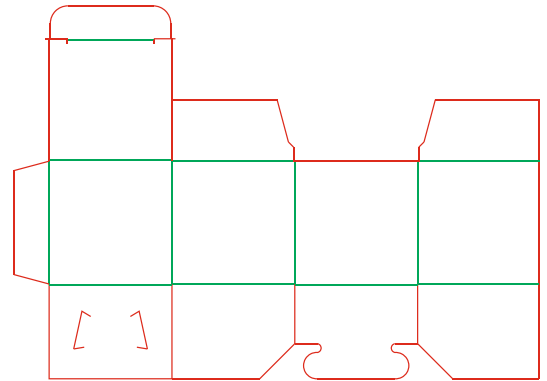
cardboard type	400 g/m ²
dimensions	64 x 62 x 51 mm
weight	0,013 kg
box construction	FEFCO 0211
tooling ID	91022T07





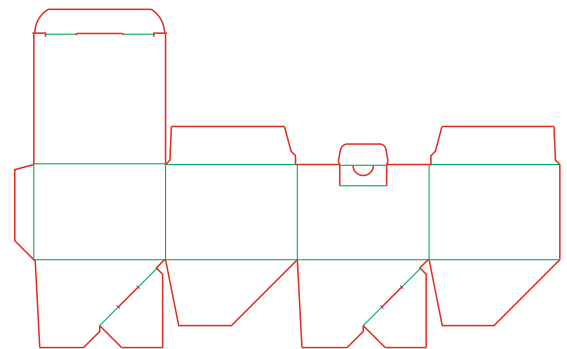
L037

cardboard type	400 g/m ²
dimensions	70 x 68 x 71 mm
weight	0,017 kg
box construction	FEFCO 0218
tooling ID	91127X06




L038

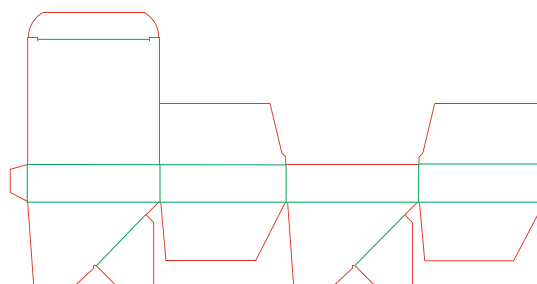
cardboard type	400 g/m ²
dimensions	90 x 88 x 65 mm
weight	0,020 kg
box construction	FEFCO 0713
tooling ID	110304R05



L039

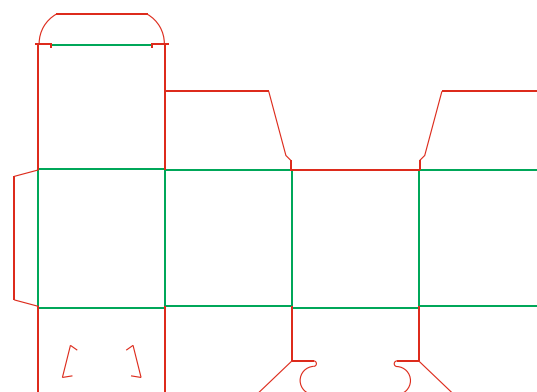



cardboard type	400 g/m ²
dimensions	105 x 99 x 30 mm
weight	0,021 kg
box construction	FEFCO 0713
tooling ID	ER044/0705



L040

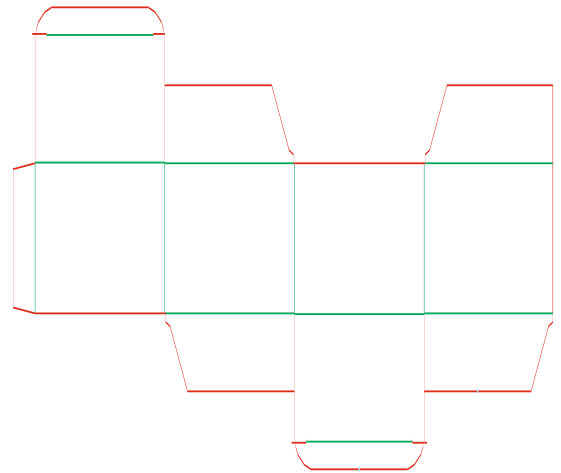
cardboard type	400 g/m ²
dimensions	79 x 77 x 86 mm
weight	0,024 kg
box construction	FEFCO 0218
tooling ID	91127W08





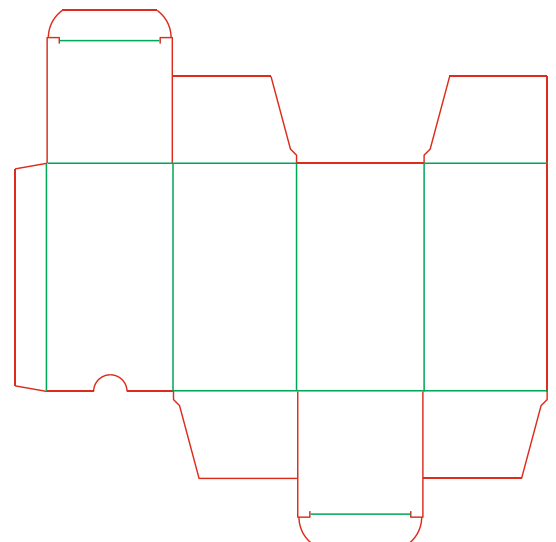
L041

cardboard type	400 g/m ²
dimensions	89 x 89 x 103 mm
weight	0,029 kg
box construction	FEFCO 0211
tooling ID	120323A02




L042

cardboard type	400 g/m ²
dimensions	62 x 60 x 114 mm
weight	0,020 kg
box construction	FEFCO 0211
tooling ID	ER039/0605

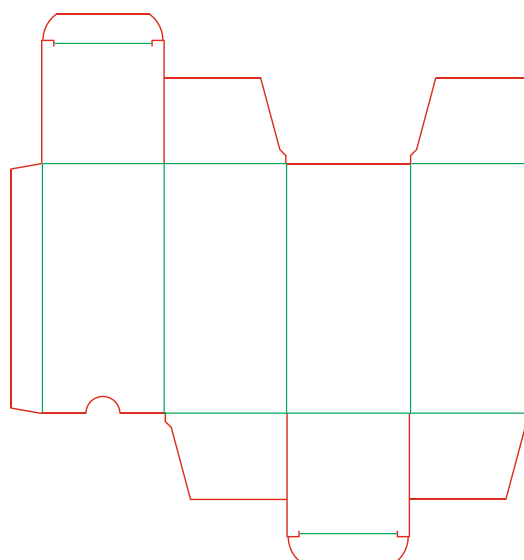


SOLID BOARD BOXES



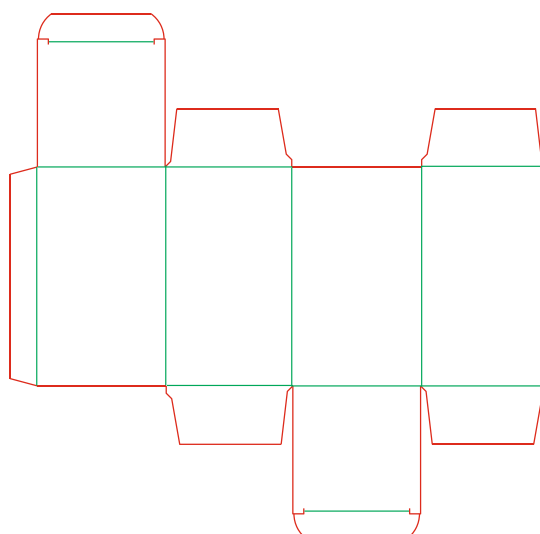
L043

cardboard type	400 g/m ²
dimensions	61 x 60 x 125 mm
weight	0,021 kg
box construction	FEFCO 0211
tooling ID	ER037/0805



L044


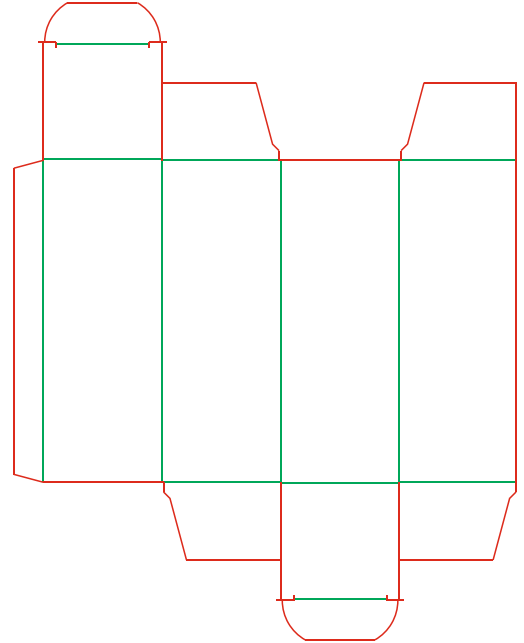
cardboard type	400 g/m ²
dimensions	70 x 68 x 120 mm
weight	0,021 kg
box construction	FEFCO 0211
tooling ID	ER074/4805





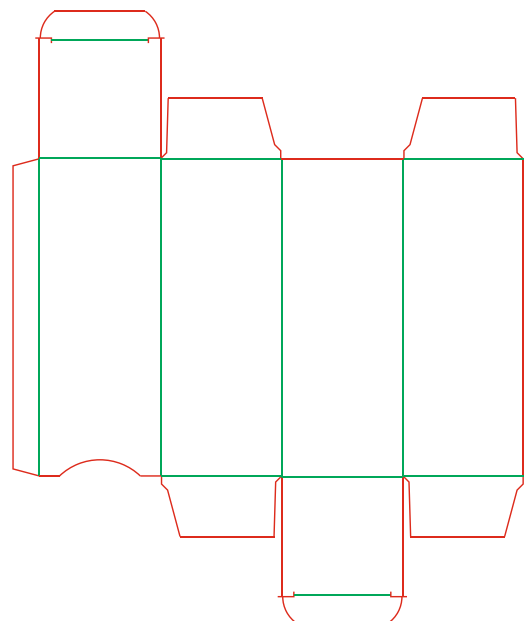
L045

cardboard type	400 g/m ²
dimensions	55 x 54 x 150 mm
weight	0,020 kg
box construction	FEFCO 0211
tooling ID	91127W04




L046

cardboard type	400 g/m ²
dimensions	60 x 60 x 157 mm
weight	0,021 kg
box construction	FEFCO 0211
tooling ID	70823B03


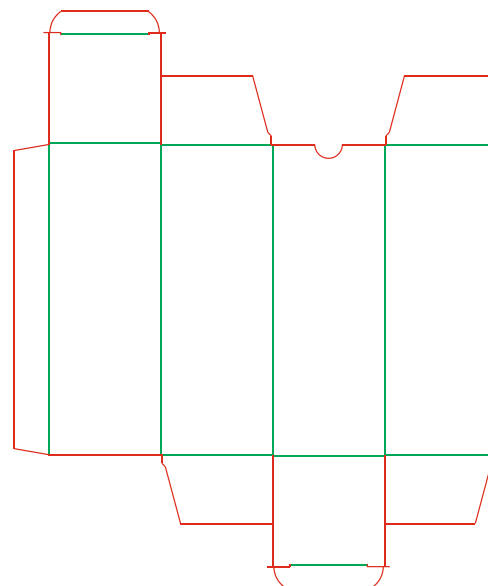


SOLID BOARD BOXES



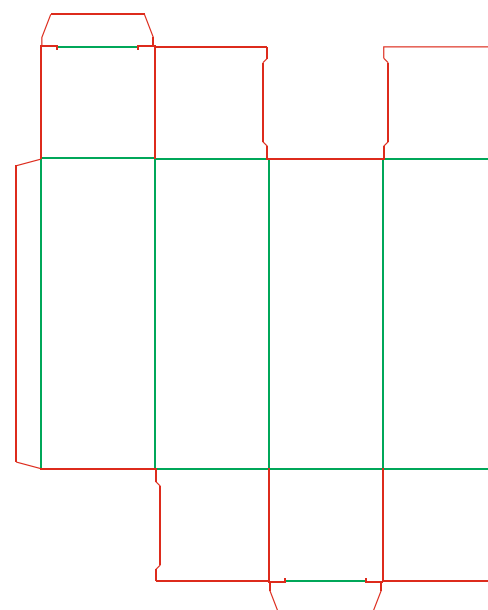
L047

cardboard type	400 g/m ²
dimensions	65 x 64 x 180 mm
weight	0,027 kg
box construction	FEFCO 0211
tooling ID	81112E01



L048


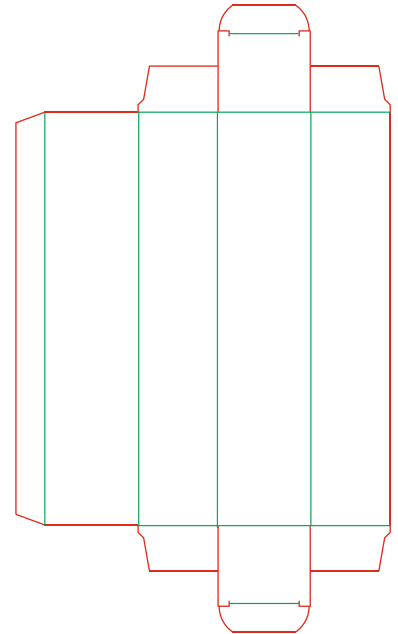
cardboard type	400 g/m ²
dimensions	70 x 68 x 190 mm
weight	0,035 kg
box construction	FEFCO 0211
tooling ID	91127W07





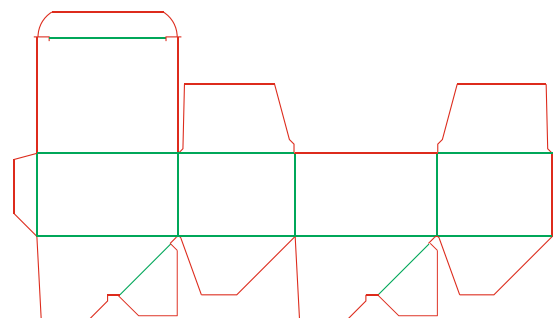
L049

cardboard type	400 g/m ²
dimensions	50 x 42 x 225 mm
weight	0,022 kg
box construction	FEFCO 0210
tooling ID	ER062/2705



L050

cardboard type	400 g/m ²
dimensions	92 x 74 x 54 mm
weight	0,018 kg
box construction	FEFCO 0713
tooling ID	70730D03


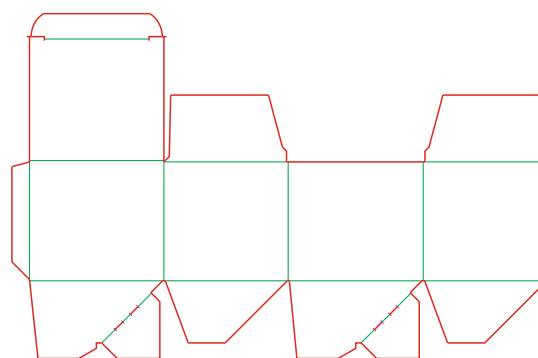


SOLID BOARD BOXES



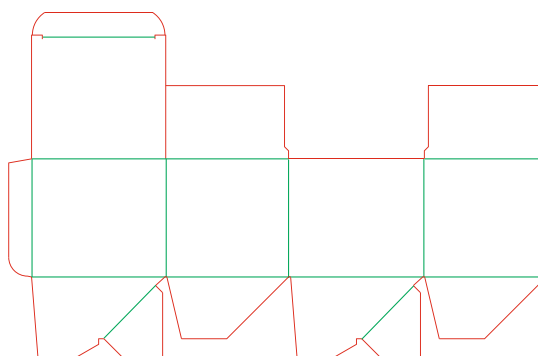
L051

cardboard type	700 g/m ²
dimensions	100 x 90 x 89 mm
weight	0,028 kg
box construction	FEFCO 0713
tooling ID	110126D01




L052

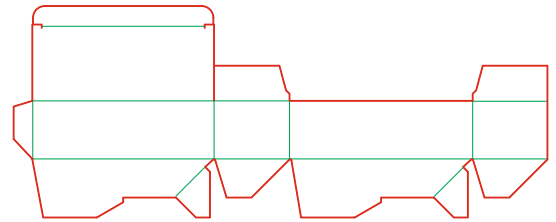
cardboard type	400 g/m ²
dimensions	100 x 90 x 88 mm
weight	0,029 kg
box construction	FEFCO 0713
tooling ID	ER048/1205




L053



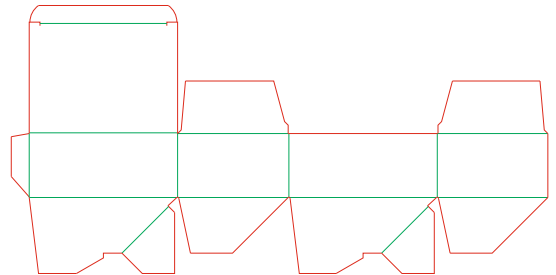
cardboard type	400 g/m ²
dimensions	155 x 63 x 50 mm
weight	0,022 kg
box construction	FEFCO 0713
tooling ID	ER075/5005



L054




cardboard type	400 g/m ²
dimensions	124 x 93 x 53 mm
weight	0,024 kg
box construction	FEFCO 0713
tooling ID	ER076/5005

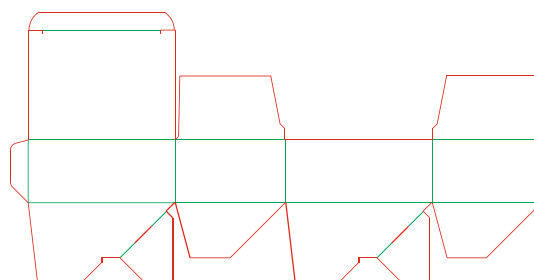


SOLID BOARD BOXES


L055



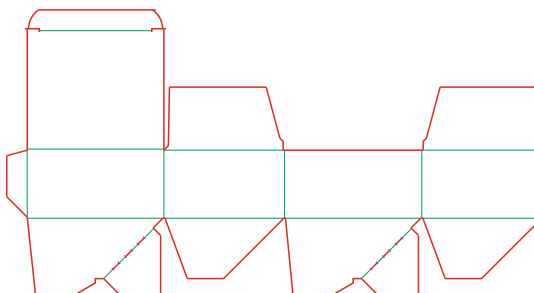
cardboard type	400 g/m ²
dimensions	124 x 92 x 53 mm
weight	0,026 kg
box construction	FEFCO 0713
tooling ID	91109X06




L056




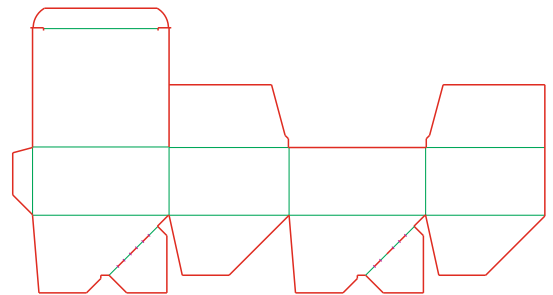
cardboard type	700 g/m ²
dimensions	123 x 107 x 62 mm
weight	0,032 kg
box construction	FEFCO 0713
tooling ID	110126D03





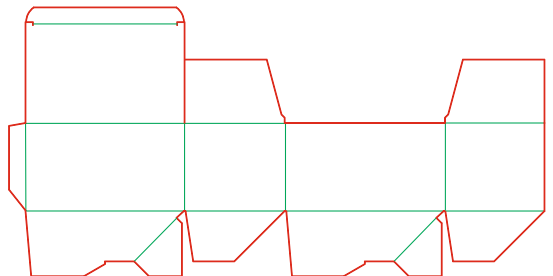
L057

cardboard type	400 g/m ²
dimensions	124 x 107 x 62 mm
weight	0,032 kg
box construction	FEFCO 0713
tooling ID	110411E02




L058

cardboard type	400 g/m ²
dimensions	150 x 93 x 84 mm
weight	0,037 kg
box construction	FEFCO 0713
tooling ID	ER054/2305


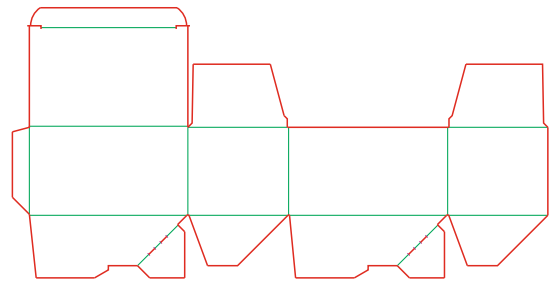


SOLID BOARD BOXES

L059

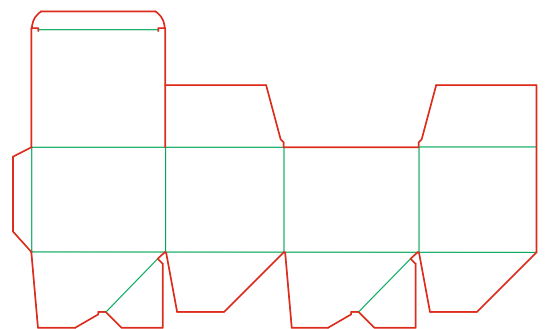



cardboard type	700 g/m ²
dimensions	150 x 93 x 84 mm
weight	0,035 kg
box construction	FEFCO 0713
tooling ID	110126D02



L060


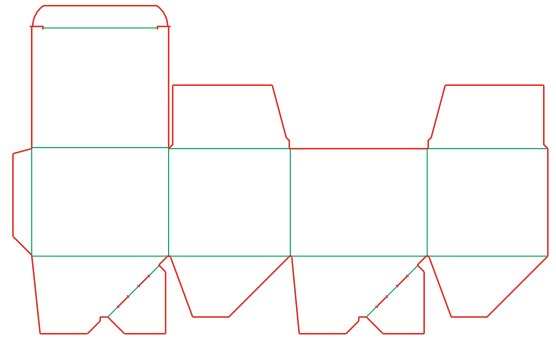
cardboard type	400 g/m ²
dimensions	135 x 118 x 107 mm
weight	0,047 kg
box construction	FEFCO 0713
tooling ID	ER057/2405





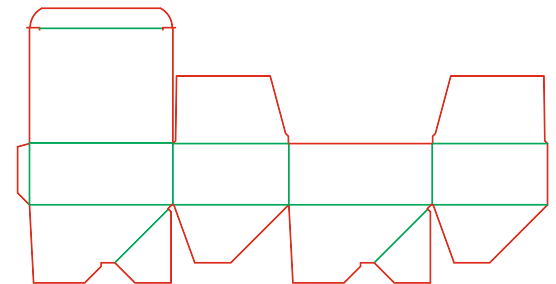
L061

cardboard type	700 g/m ²
dimensions	135 x 118 x 107 mm
weight	0,047 kg
box construction	FEFCO 0713
tooling ID	110518E02




L062

cardboard type	400 g/m ²
dimensions	157 x 125 x 68 mm
weight	0,045 kg
box construction	FEFCO 0713
tooling ID	70705J04


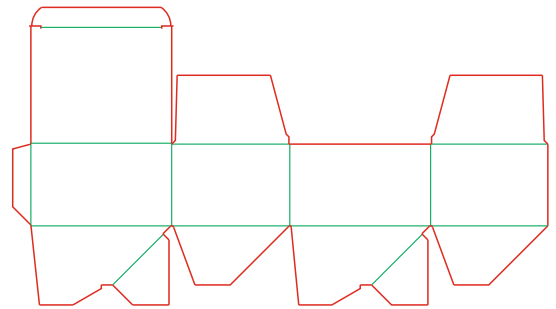


SOLID BOARD BOXES



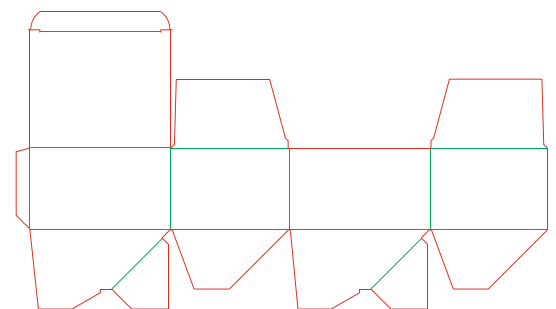
L063

cardboard type	700 g/m ²
dimensions	155 x 127 x 91 mm
weight	0,051 kg
box construction	FEFCO 0713
tooling ID	110208W06




L064

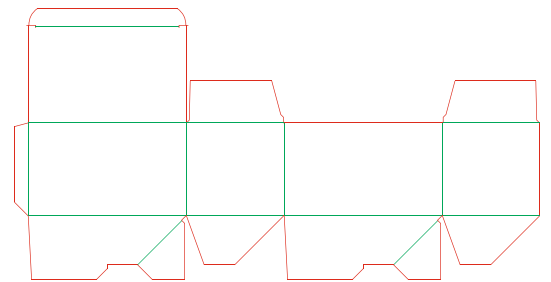
cardboard type	400 g/m ²
dimensions	155 x 127 x 91 mm
weight	0,050 kg
box construction	FEFCO 0713
tooling ID	70207S06




L065



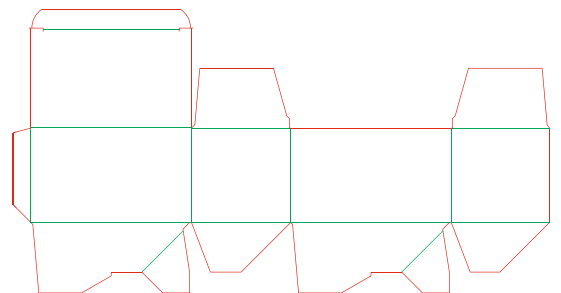
cardboard type	400 g/m ²
dimensions	170 x 105 x 100 mm
weight	0,046 kg
box construction	FEFCO 0713
tooling ID	90330E02



L066



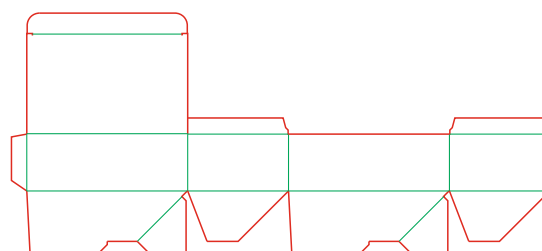

cardboard type	700 g/m ²
dimensions	170 x 103 x 100 mm
weight	0,047 kg
box construction	FEFCO 0713
tooling ID	70312S06



SOLID BOARD BOXES

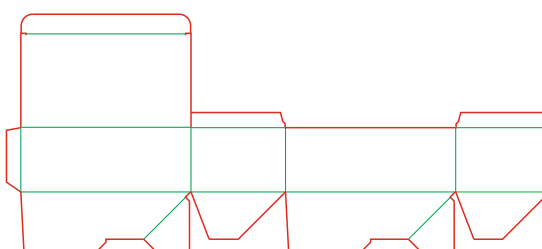

L067

cardboard type	400 g/m ²
dimensions	200 x 124 x 71 mm
weight	0,049 kg
box construction	FEFCO 0713
tooling ID	100630E01



L068

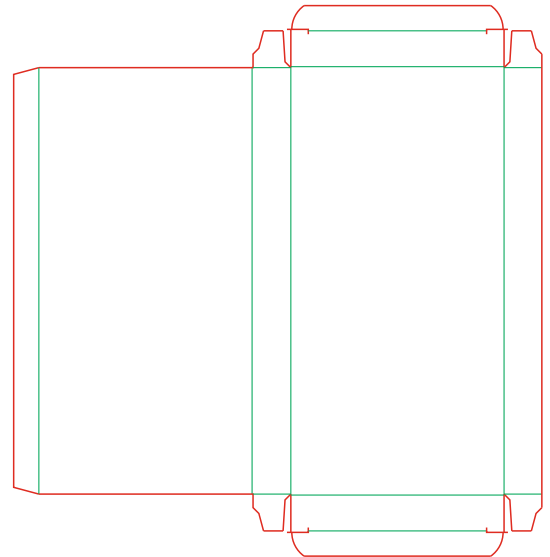
cardboard type	400 g/m ²
dimensions	225 x 125 x 85 mm
weight	0,055 kg
box construction	FEFCO 0713
tooling ID	100709T03





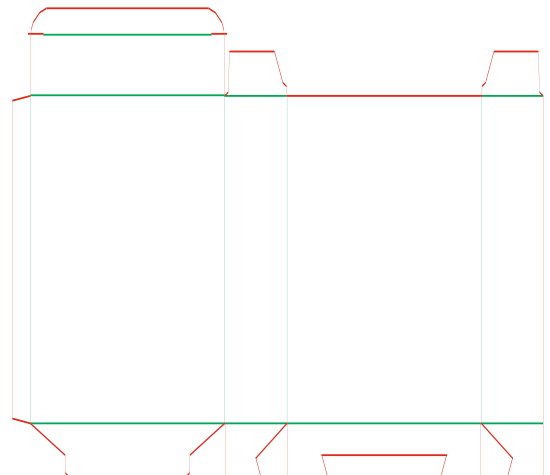
L069

cardboard type	400 g/m ²
dimensions	110 x 18 x 220 mm
weight	0,027 kg
box construction	FEFCO 0210
tooling ID	110222T08




L070

cardboard type	400 g/m ²
dimensions	162 x 50 x 273 mm
weight	0,059 kg
box construction	FEFCO 0215
tooling ID	111028E08


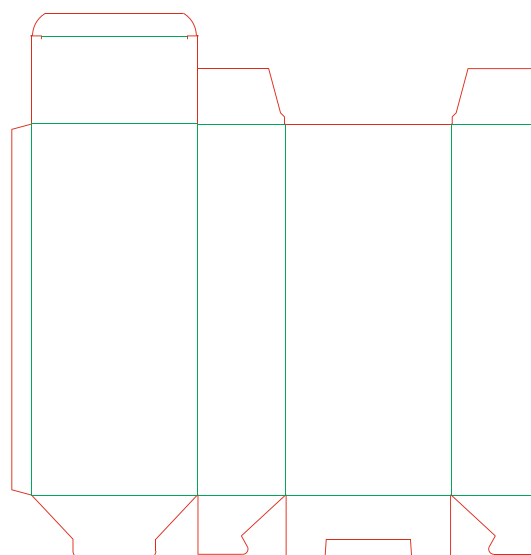


SOLID BOARD BOXES



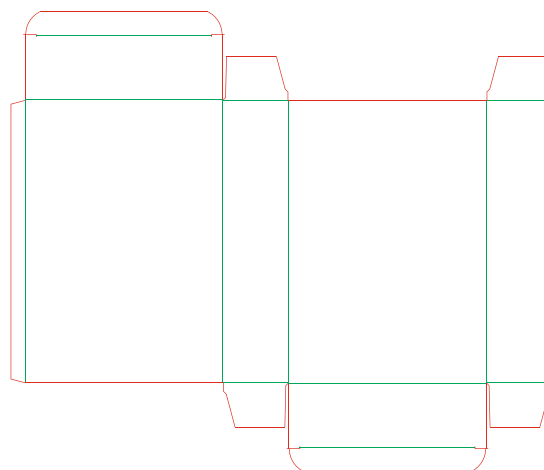
L071


cardboard type	400 g/m ²
dimensions	126 x 65 x 283 mm
weight	0,056 kg
box construction	FEFCO 0215
tooling ID	91127R01



L072


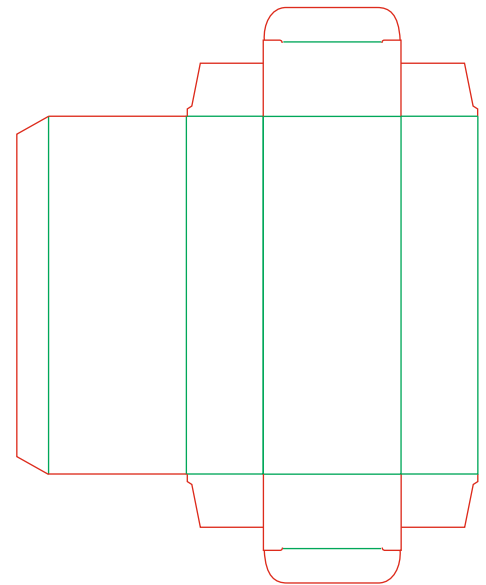
cardboard type	400 g/m ²
dimensions	210 x 68 x 300 mm
weight	0,087 kg
box construction	FEFCO 0211
tooling ID	70525J01





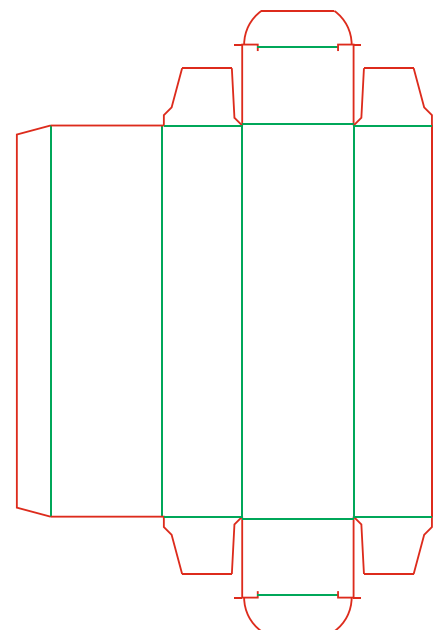
L073

cardboard type	400 g/m ²
dimensions	52 x 28 x 135 mm
weight	0,011 kg
box construction	FEFCO 0210
tooling ID	ER083/2805




L074

cardboard type	400 g/m ²
dimensions	43 x 31 x 153 mm
weight	0,011 kg
box construction	FEFCO 0210
tooling ID	80724J05


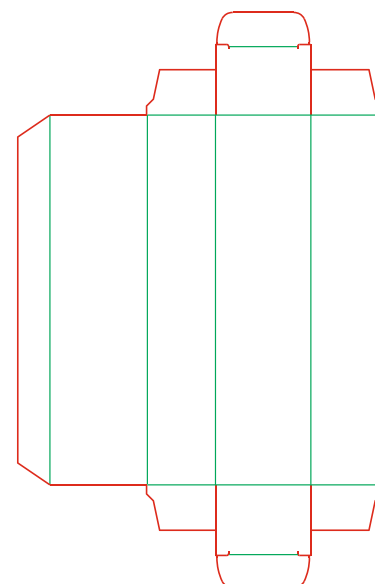


SOLID BOARD BOXES



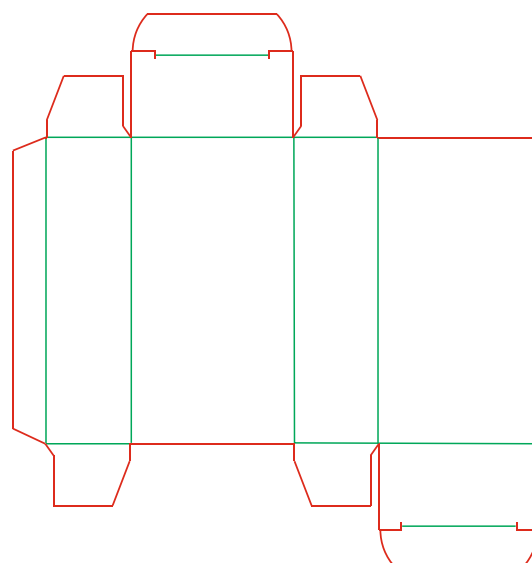
L075


cardboard type	400 g/m ²
dimensions	42 x 29 x 164 mm
weight	0,013 kg
box construction	FEFCO 0210
tooling ID	ER047/1105



L076


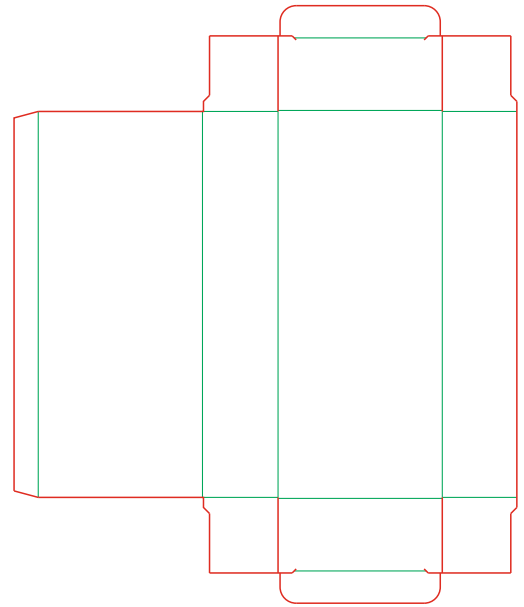
cardboard type	400 g/m ²
dimensions	65 x 33 x 124 mm
weight	0,013 kg
box construction	FEFCO 0211
tooling ID	ER0115/2007





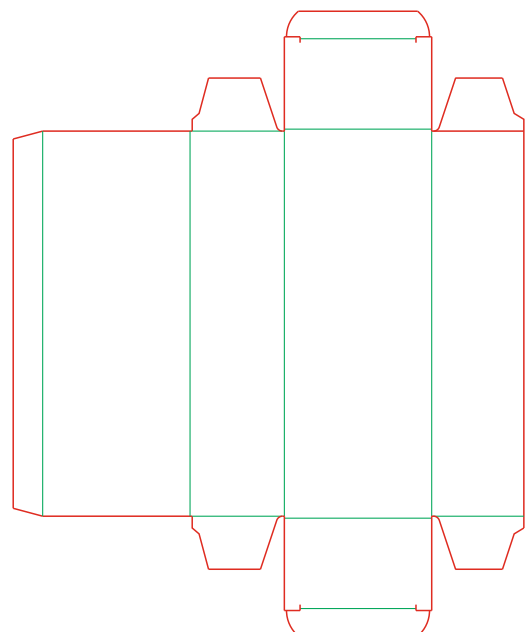
L077

cardboard type	400 g/m ²
dimensions	82 x 36 x 193 mm
weight	0,026 kg
box construction	FEFCO 0210
tooling ID	110120R02



L078

cardboard type	700 g/m ²
dimensions	75 x 46 x 198 mm
weight	0,025 kg
box construction	FEFCO 0210
tooling ID	100601E04




SOLID BOARD BOXES




L079

cardboard type	400 g/m ²
dimensions	31 x 19 x 281 mm
weight	0,013 kg
box construction	FEFCO 0210
tooling ID	80418C05



L080


cardboard type	400 g/m ²
dimensions	31 x 21 x 283 mm
weight	0,014 kg
box construction	FEFCO 0211
tooling ID	70312S04






L081

cardboard type	400 g/m ²
dimensions	32 x 31 x 284 mm
weight	0,018 kg
box construction	FEFCO 0211
tooling ID	100308S01



L082

cardboard type	400 g/m ²
dimensions	31 x 22 x 361 mm
weight	0,019 kg
box construction	FEFCO 0210
tooling ID	80724J06




SOLID BOARD BOXES



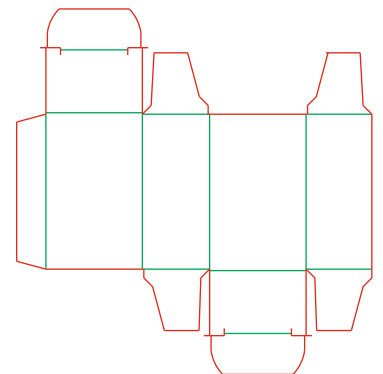

L083

cardboard type	400 g/m ²
dimensions	31 x 22 x 426 mm
weight	0,016 kg
box construction	FEFCO 0210
tooling ID	80724J07



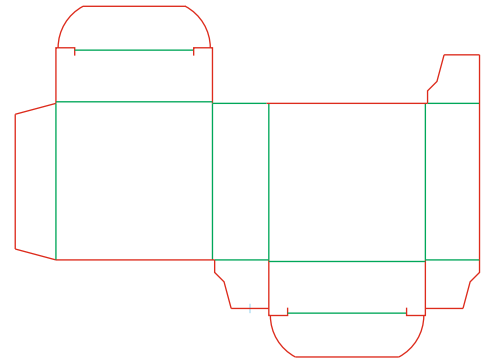

L084

cardboard type	400 g/m ²
dimensions	33 x 22 x 53 mm
weight	0,004 kg
box construction	FEFCO 0211
tooling ID	91218E02



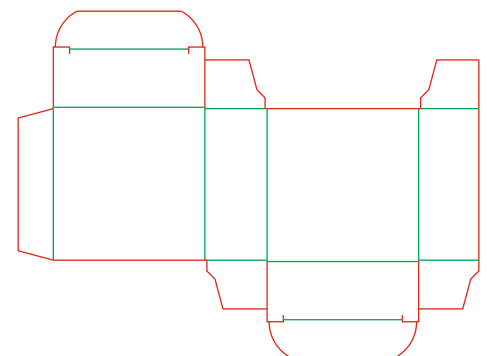

L085

cardboard type	400 g/m ²
dimensions	50 x 17 x 50 mm
weight	0,004 kg
box construction	FEFCO 0211
tooling ID	140227T02



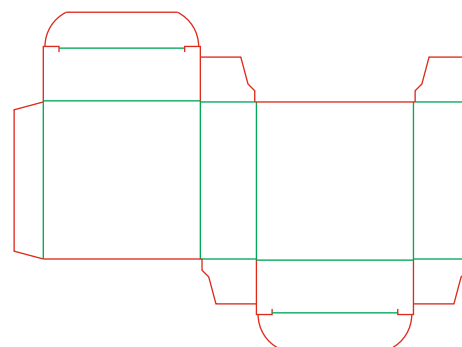

L086

cardboard type	400 g/m ²
dimensions	56 x 23 x 56 mm
weight	0,006 kg
box construction	FEFCO 0211
tooling ID	140221T05



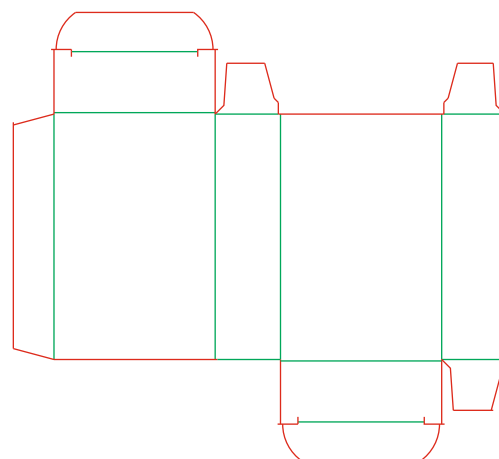
L087

cardboard type	400 g/m ²
dimensions	70 x 25 x 70 mm
weight	0,009 kg
box construction	FEFCO 0211
tooling ID	140221T06



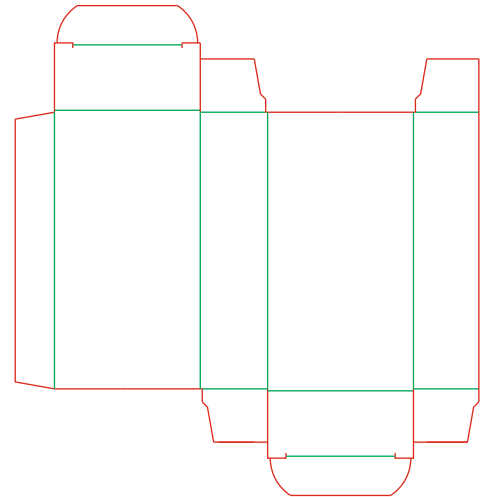

L088

cardboard type	400 g/m ²
dimensions	55 x 21 x 85 mm
weight	0,008 kg
box construction	FEFCO 0211
tooling ID	100203X05



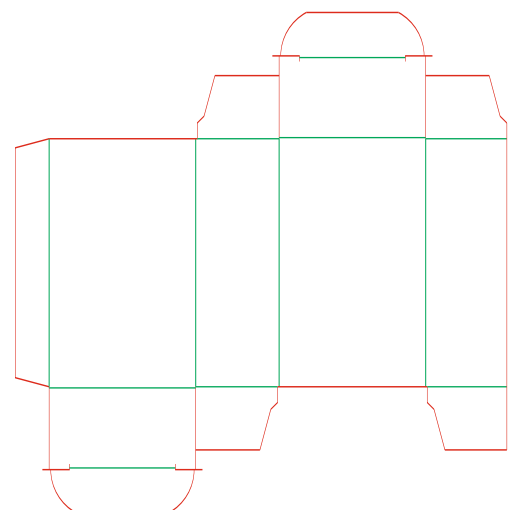

L089

cardboard type	400 g/m ²
dimensions	55 x 25 x 106 mm
weight	0,010 kg
box construction	FEFCO 0211
tooling ID	140401C05



L090

cardboard type	400 g/m ²
dimensions	65 x 37 x 110 mm
weight	0,014 kg
box construction	FEFCO 0211
tooling ID	130111R05


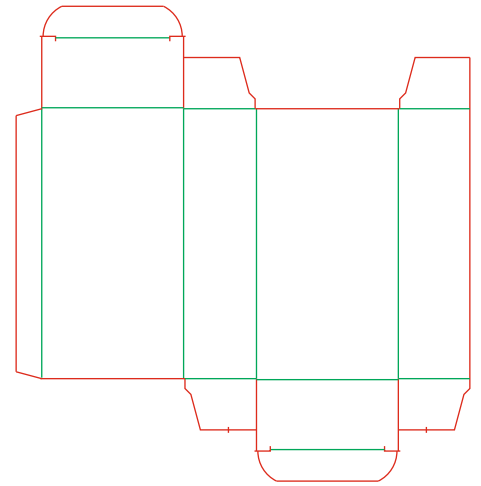


SOLID BOARD BOXES



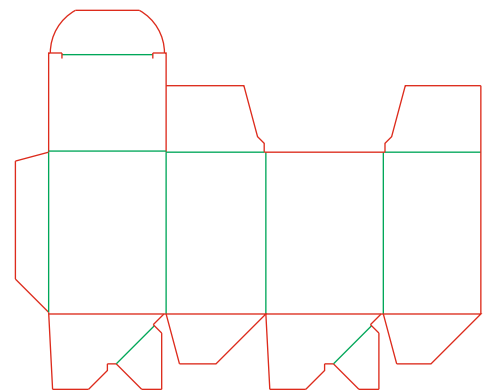
L091

cardboard type	400 g/m ²
dimensions	72 x 36 x 137 mm
weight	0,016 kg
box construction	FEFCO 0211
tooling ID	120927T01




L092

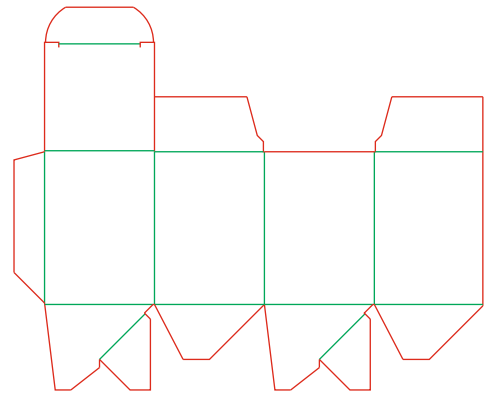
cardboard type	400 g/m ²
dimensions	53 x 45 x 73 mm
weight	0,009 kg
box construction	FEFCO 0713
tooling ID	140305W05




L093



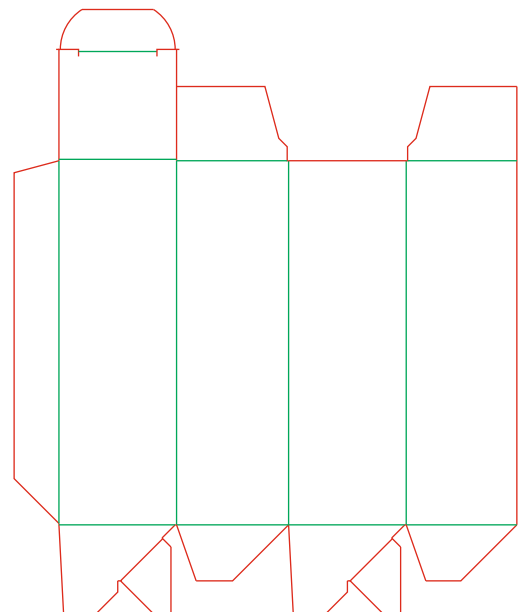
cardboard type	400 g/m ²
dimensions	54 x 54 x 75 mm
weight	0,012 kg
box construction	FEFCO 0713
tooling ID	131204W03



L094




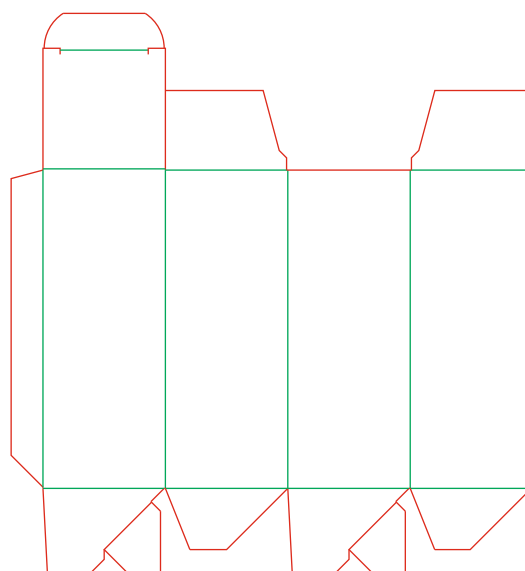
cardboard type	400 g/m ²
dimensions	42 x 39 x 130 mm
weight	0,012 kg
box construction	FEFCO 0713
tooling ID	120925T04





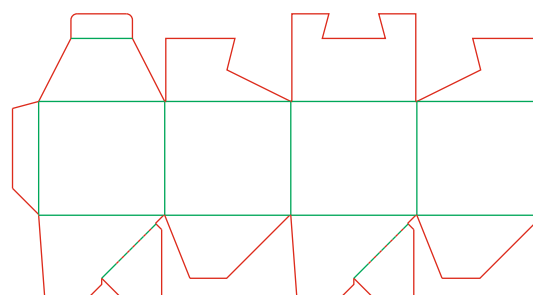
L095

cardboard type	400 g/m ²
dimensions	50 x 50 x 130 mm
weight	0,015 kg
box construction	FEFCO 0713
tooling ID	120925T03




L096

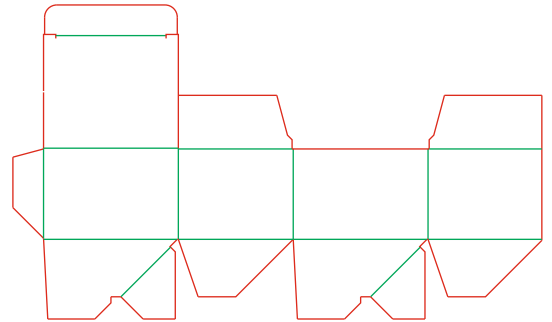
cardboard type	400 g/m ²
dimensions	82 x 82 x 74 mm
weight	0,019 kg
box construction	FEFCO 0215, 0713
tooling ID	140305T08




L097



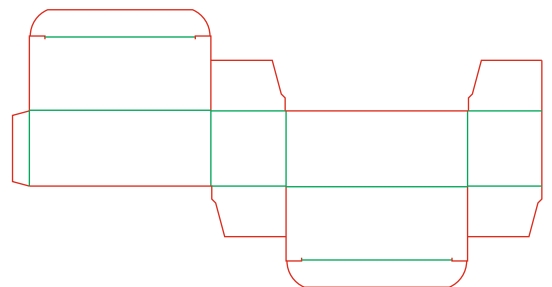
cardboard type	400 g/m ²
dimensions	88 x 75 x 59 mm
weight	0,017 kg
box construction	FEFCO 0713
tooling ID	130916W03



L098

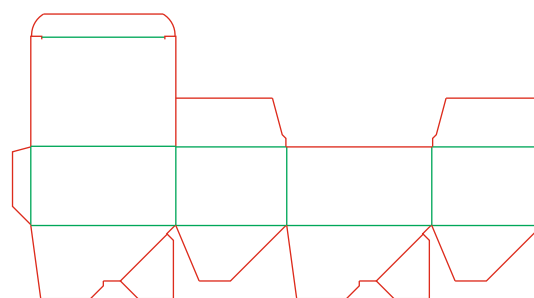



cardboard type	400 g/m ²
dimensions	140 x 57 x 58 mm
weight	0,021 kg
box construction	FEFCO 0211
tooling ID	121119T03



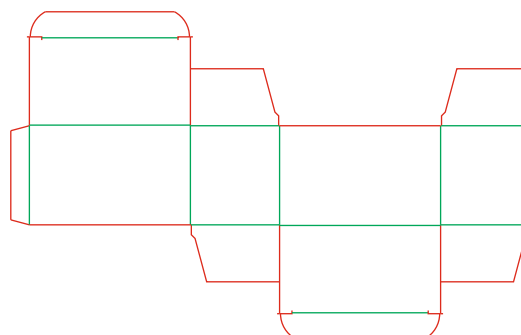

L099

cardboard type	400 g/m ²
dimensions	119 x 90 x 65 mm
weight	0,026 kg
box construction	FEFCO 0713
tooling ID	140620T05




L100

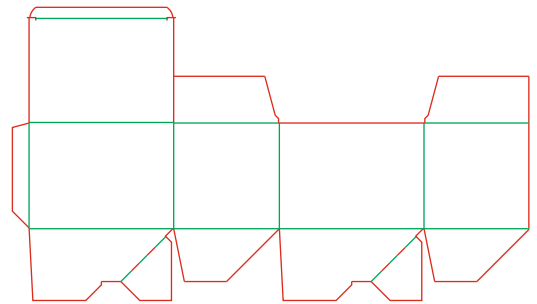
cardboard type	400 g/m ²
dimensions	130 x 72 x 80 mm
weight	0,027 kg
box construction	FEFCO 0211
tooling ID	131009W06




L101



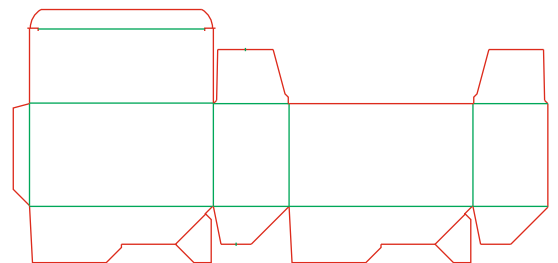
cardboard type	400 g/m ²
dimensions	130 x 95 x 95 mm
weight	0,036 kg
box construction	FEFCO 0713
tooling ID	130729W01



L102



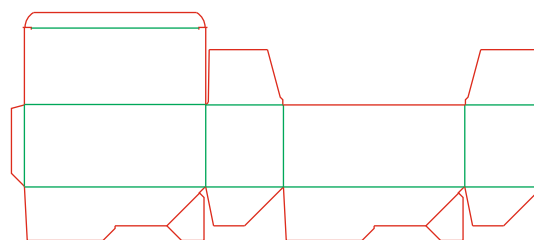

cardboard type	400 g/m ²
dimensions	170 x 70 x 95 mm
weight	0,035 kg
box construction	FEFCO 0713
tooling ID	130729W05



SOLID BOARD BOXES

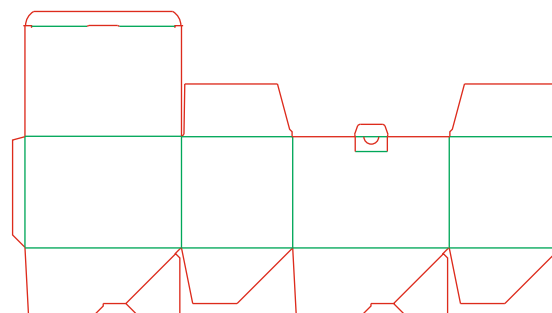
L103

cardboard type	400 g/m ²
dimensions	210 x 90 x 95 mm
weight	0,050 kg
box construction	FEFCO 0713
tooling ID	130729W03



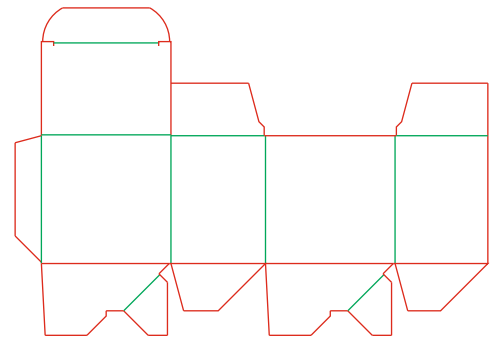
L104

cardboard type	400 g/m ²
dimensions	190 x 135 x 135 mm
weight	0,073 kg
box construction	FEFCO 0713
tooling ID	130729W02



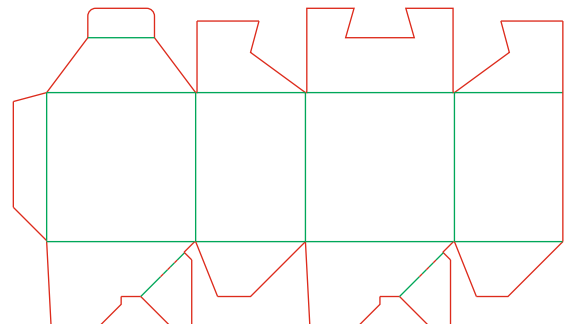

L105

cardboard type	400 g/m ²
dimensions	74 x 54 x 73 mm
weight	0,013 kg
box construction	FEFCO 0713
tooling ID	140305W06



L106


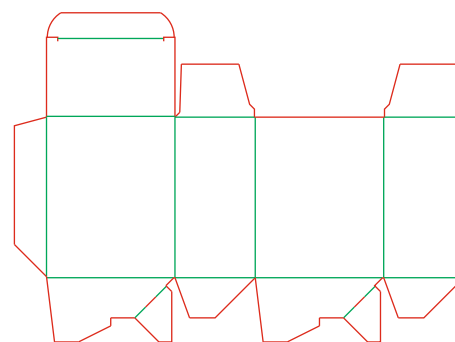
cardboard type	400 g/m ²
dimensions	76 x 56 x 76 mm
weight	0,014 kg
box construction	FEFCO 0215/0713
tooling ID	131001X05



L107

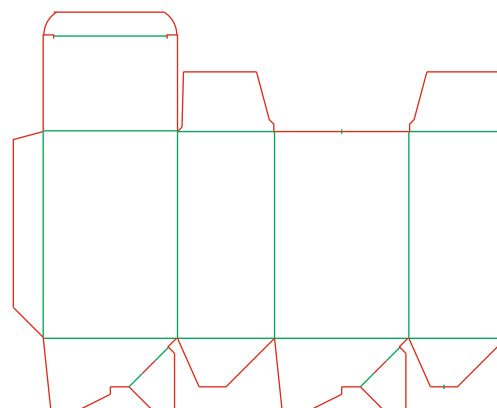


cardboard type	400 g/m ²
dimensions	80 x 50 x 100 mm
weight	0,016 kg
box construction	FEFCO 0713
tooling ID	131204W02




L108

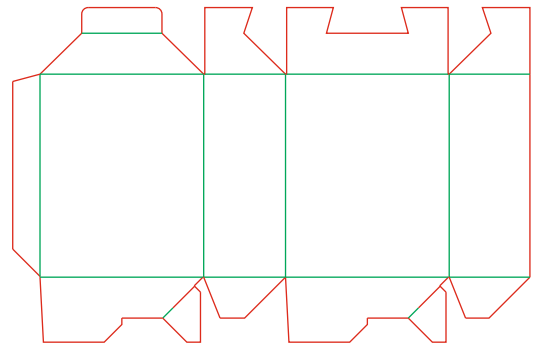
cardboard type	400 g/m ²
dimensions	90 x 65 x 139 mm
weight	0,025 kg
box construction	FEFCO 0713
tooling ID	131204W01




L109



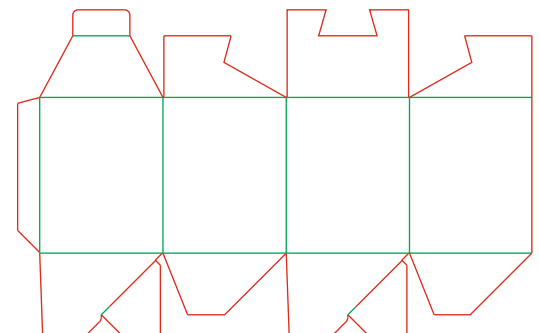
cardboard type	400 g/m ²
dimensions	102 x 51 x 127 mm
weight	0,023 kg
box construction	FEFCO 0215/0713
tooling ID	121022A01




L110



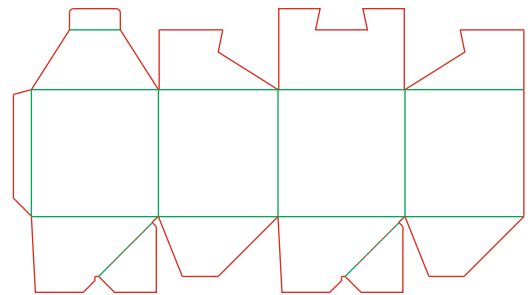
cardboard type	400 g/m ²
dimensions	95 x 95 x 120 mm
weight	0,031 kg
box construction	FEFCO 0215/0713
tooling ID	131230T11




L111



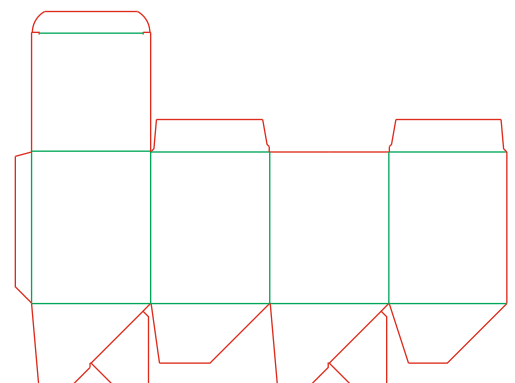
cardboard type	400 g/m ²
dimensions	120 x 113 x 120 mm
weight	0,042 kg
box construction	FEFCO 0215/0713
tooling ID	131023X04




L112



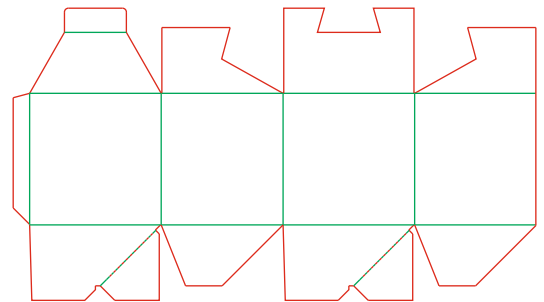
cardboard type	400 g/m ²
dimensions	110 x 110 x 140 mm
weight	0,042 kg
box construction	FEFCO 0713
tooling ID	140320C03



L113

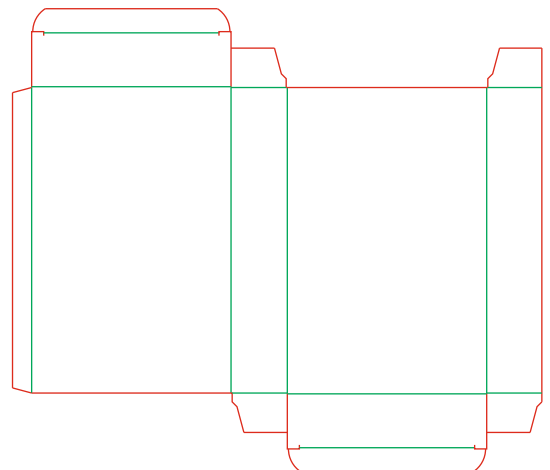


cardboard type	400 g/m ²
dimensions	136 x 126 x 136 mm
weight	0,056 kg
box construction	FEFCO 0215/0713
tooling ID	131230T12



L114

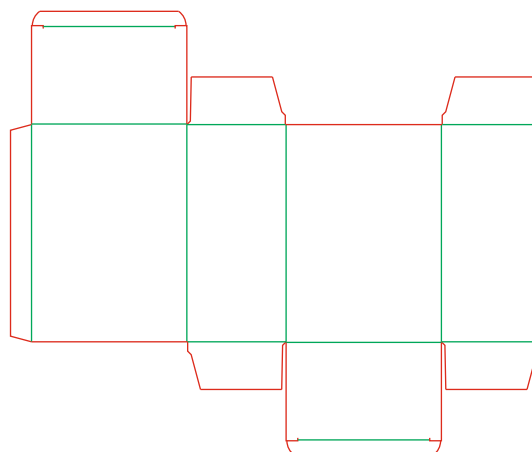
cardboard type	400 g/m ²
dimensions	124 x 35 x 190 mm
weight	0,031 kg
box construction	FEFCO 0211
tooling ID	130807X03





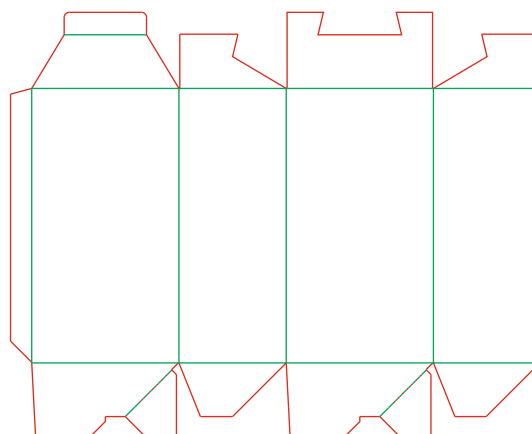
L115

cardboard type	400 g/m ²
dimensions	133 x 85 x 186 mm
weight	0,049 kg
box construction	FEFCO 0211
tooling ID	130429T03



L116

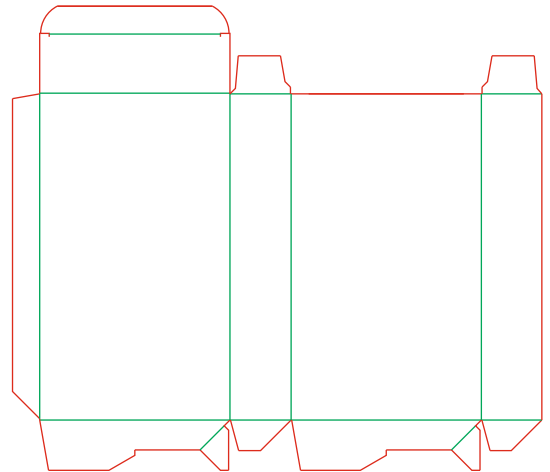
cardboard type	400 g/m ²
dimensions	118 x 83 x 220 mm
weight	0,052 kg
box construction	FEFCO 0215/0713
tooling ID	131001X06





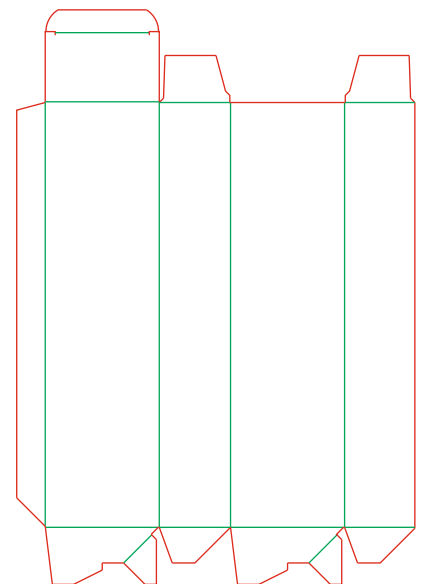
L117

cardboard type	400 g/m ²
dimensions	140 x 45 x 240 mm
weight	0,048 kg
box construction	FEFCO 0713
tooling ID	140515C01



L118

cardboard type	400 g/m ²
dimensions	80 x 50 x 298 mm
weight	0,041 kg
box construction	FEFCO 0713
tooling ID	131204W04





SOLID BOARD BOXES




L119

cardboard type	400 g/m ²
dimensions	80 x 54 x 417 mm
weight	0,022 kg
box construction	FEFCO 0713
tooling ID	140307W06



L120


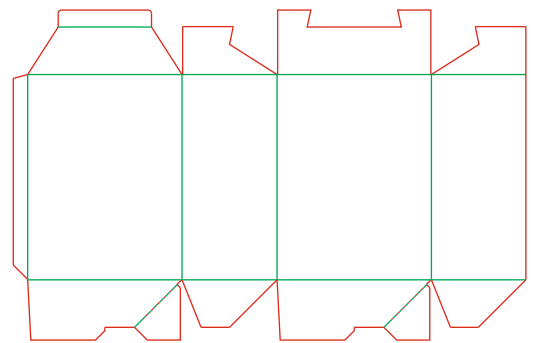
cardboard type	400 g/m ²
dimensions	110 x 70 x 330 mm
weight	0,060 kg
box construction	FEFCO 0215/0713
tooling ID	130327A03





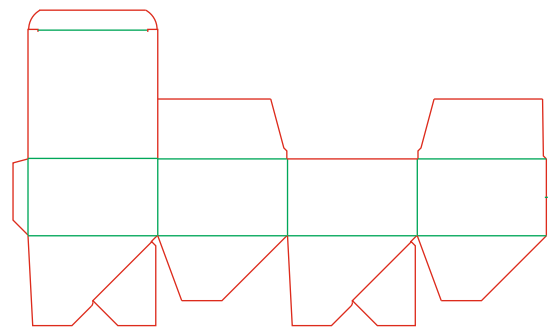
L121

cardboard type	400 g/m ²
dimensions	182 x 112 x 242 mm
weight	0,085 kg
box construction	FEFCO 0215/0713
tooling ID	131001X07




L122

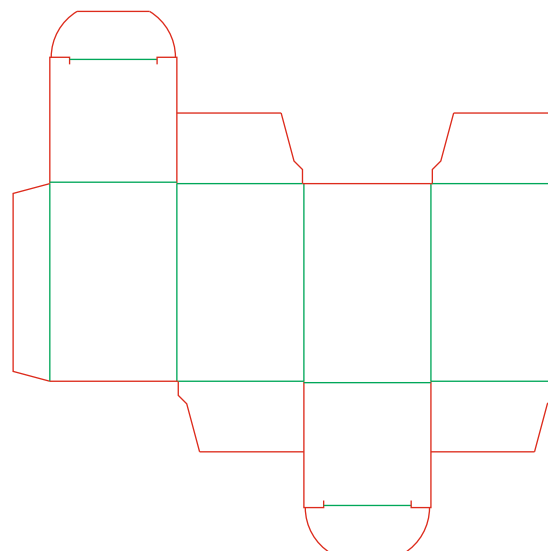
cardboard type	400 g/m ²
dimensions	130 x 130 x 77 mm
weight	0,043 kg
box construction	FEFCO 0713
tooling ID	141110T06




L123



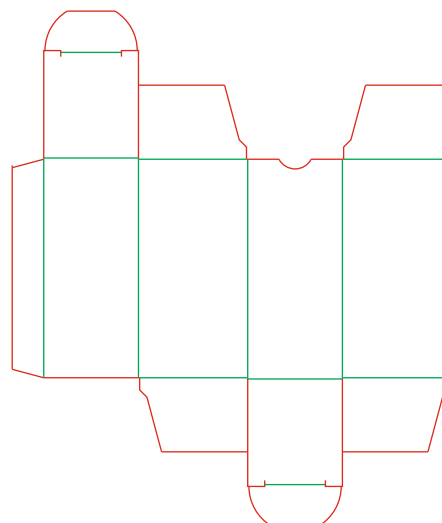
cardboard type	400 g/m ²
dimensions	45 x 45 x 70 mm
weight	0,010 kg
box construction	FEFCO 0211
tooling ID	141211W06




L124



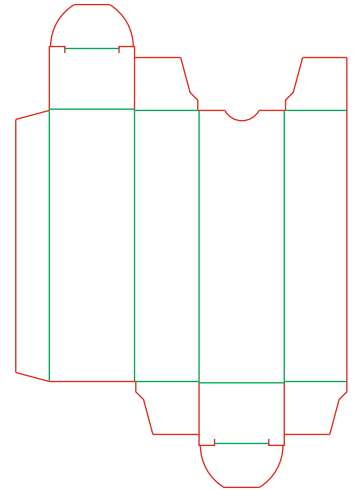
cardboard type	400 g/m ²
dimensions	39 x 45 x 90 mm
weight	0,010 kg
box construction	FEFCO 0211
tooling ID	141211W05



L125



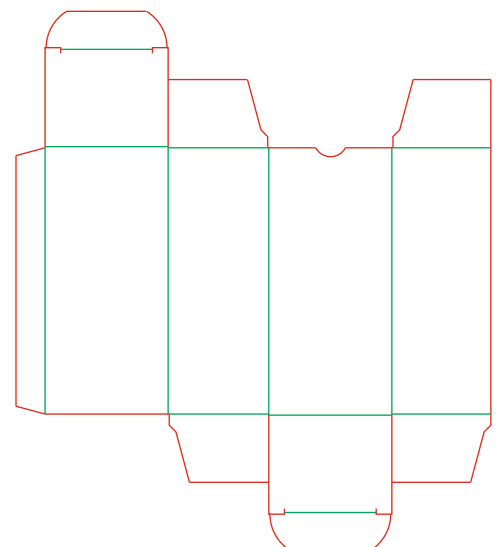
cardboard type	400 g/m ²
dimensions	33 x 25 x 105 mm
weight	0,006 kg
box construction	FEFCO 0211
tooling ID	141211W08



L126



cardboard type	400 g/m ²
dimensions	55 x 45 x 119 mm
weight	0,014 kg
box construction	FEFCO 0211
tooling ID	141211W07

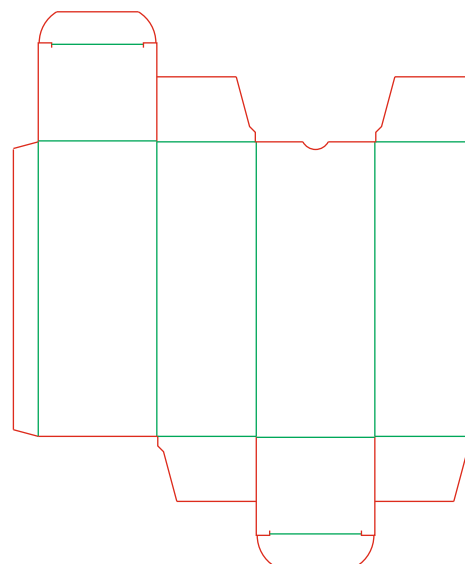


SOLID BOARD BOXES



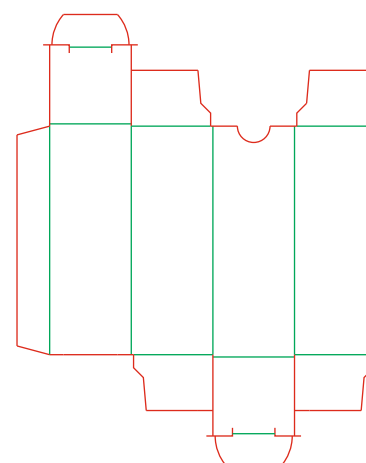

L127


cardboard type	400 g/m ²
dimensions	62 x 52 x 154 mm
weight	0,021 kg
box construction	FEFCO 0211
tooling ID	141211W04



L128


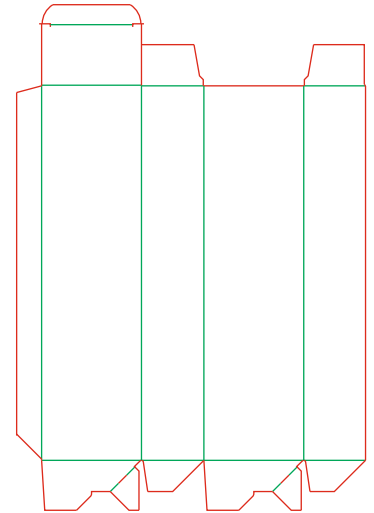
cardboard type	400 g/m ²
dimensions	25 x 25 x 70 mm
weight	0,003 kg
box construction	FEFCO 0211
tooling ID	150203C07





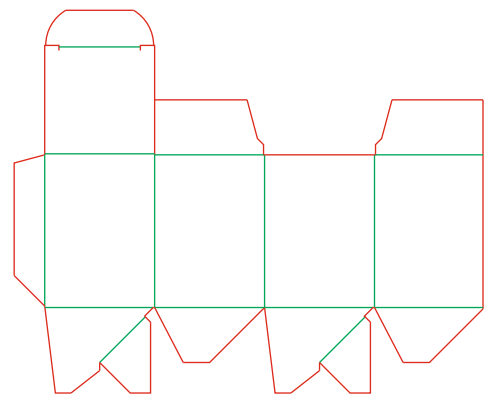
L129

cardboard type	400 g/m ²
dimensions	80 x 50 x 200 mm
weight	0,028 kg
box construction	FEFCO 0713
tooling ID	140905C09



L130

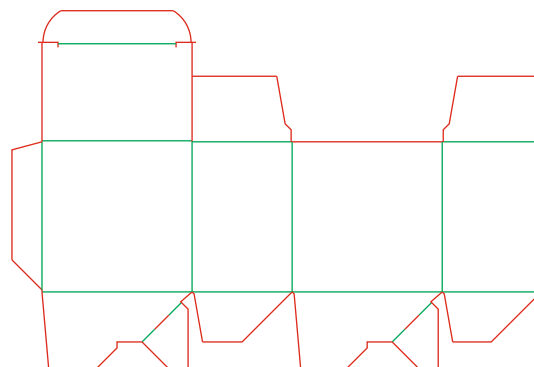
cardboard type	400 g/m ²
dimensions	54 x 54 x 76 mm
weight	0,012 kg
box construction	FEFCO 0713
tooling ID	140905C10




L131



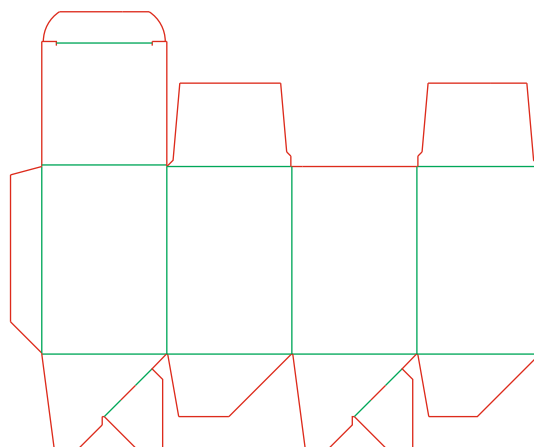
cardboard type	400 g/m ²
dimensions	75 x 50 x 75 mm
weight	0,013 kg
box construction	FEFCO 0713
tooling ID	150427C01




L132



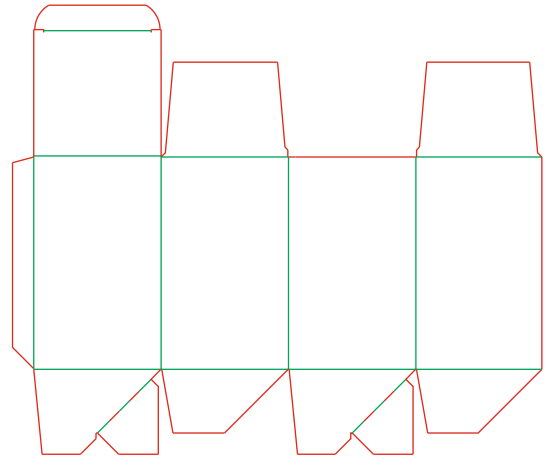
cardboard type	400 g/m ²
dimensions	60 x 60 x 90 mm
weight	0,015 kg
box construction	FEFCO 0713
tooling ID	150528C04





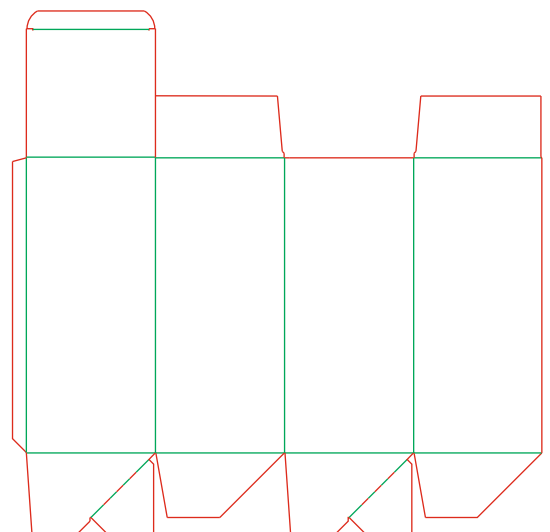
L133

cardboard type	400 g/m ²
dimensions	90 x 90 x 150 mm
weight	0,038 kg
box construction	FEFCO 0713
tooling ID	150528C05



L134

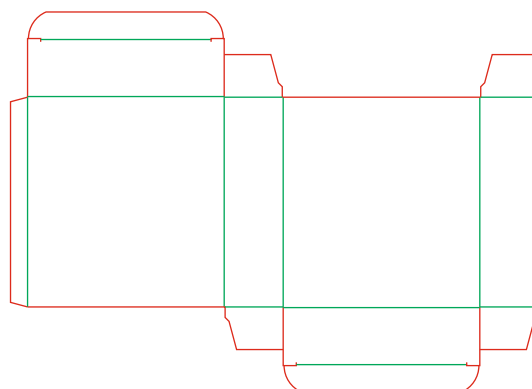
cardboard type	400 g/m ²
dimensions	140 x 140 x 320 mm
weight	0,110 kg
box construction	FEFCO 0713
tooling ID	150528C06




L135



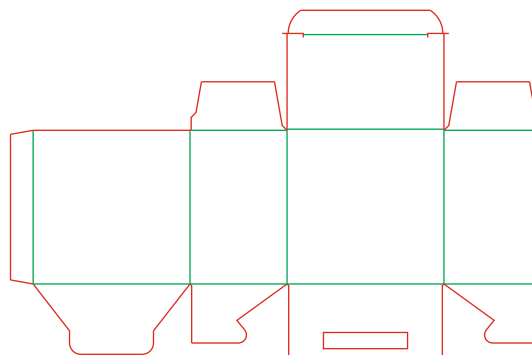
cardboard type	400 g/m ²
dimensions	150 x 45 x 160 mm
weight	0,037 kg
box construction	FEFCO 0211
tooling ID	150622T05




L136



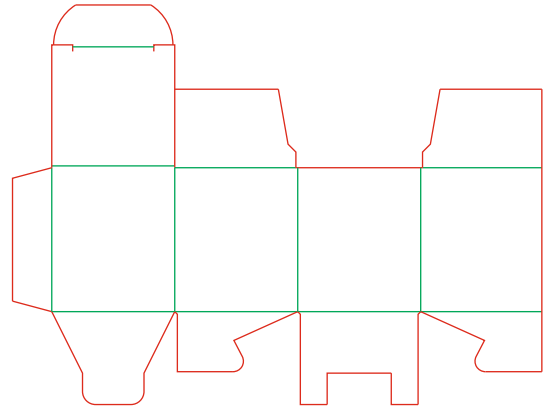
cardboard type	400 g/m ²
dimensions	97 x 60 x 95 mm
weight	0,020 kg
box construction	FEFCO 0215
tooling ID	150625C02



L137



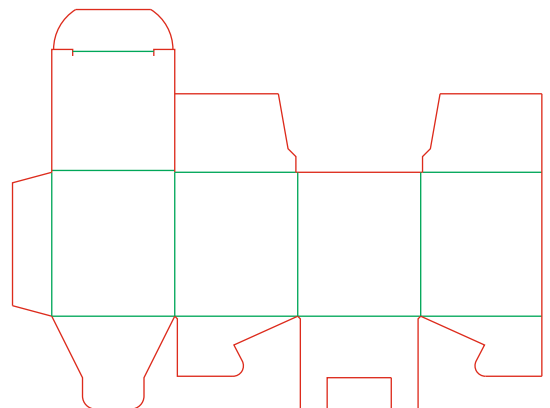
cardboard type	400 g/m ²
dimensions	47 x 47 x 56 mm
weight	0,010 kg
box construction	FEFCO 0215
tooling ID	150625C01



L138

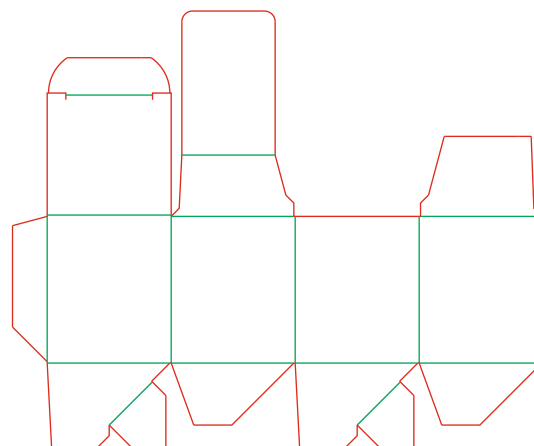
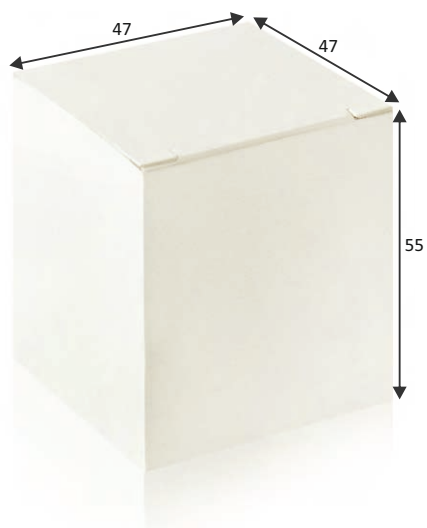


cardboard type	400 g/m ²
dimensions	105 x 52 x 106 mm
weight	0,023 kg
box construction	FEFCO 0211
tooling ID	150512B06



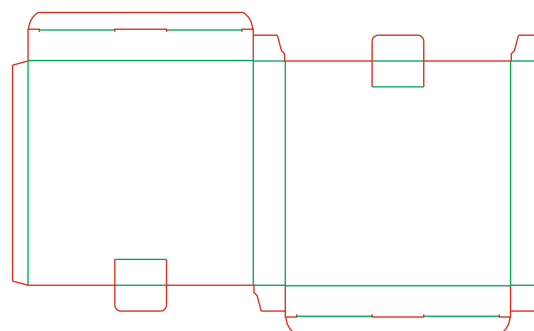
L139

cardboard type	400 g/m ²
dimensions	47 x 47 x 55 mm
weight	0,008 kg
box construction	FEFCO 0713
tooling ID	150730W07



L140

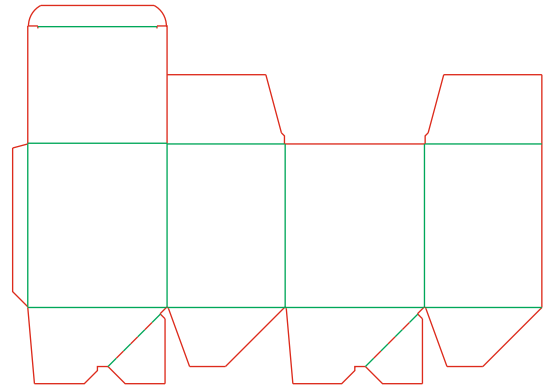
cardboard type	400 g/m ²
dimensions	218 x 30 x 218 mm
weight	0,023 kg
box construction	FEFCO 0211
tooling ID	150512B07




L141



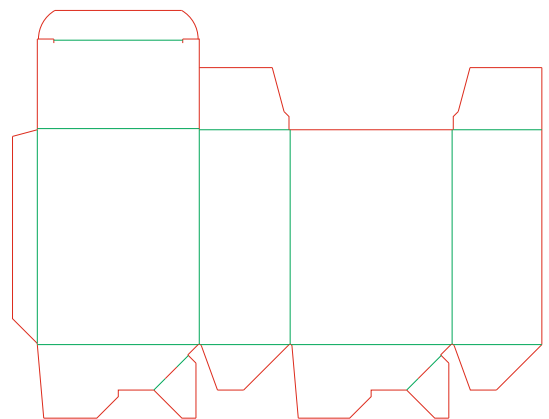
cardboard type	400 g/m ²
dimensions	138 x 117 x 162 mm
weight	0,046 kg
box construction	FEFCO 0713
tooling ID	160120P05




L142



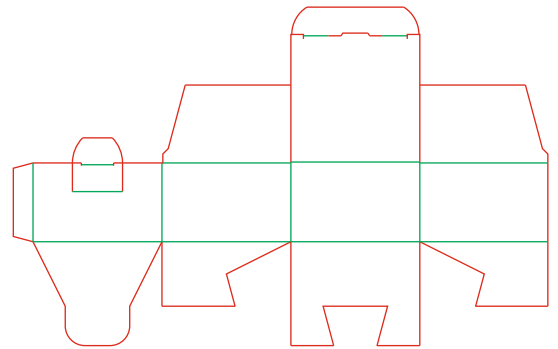
cardboard type	400 g/m ²
dimensions	98 x 55 x 130 mm
weight	0,019 kg
box construction	FEFCO 0713
tooling ID	160120P06



L143



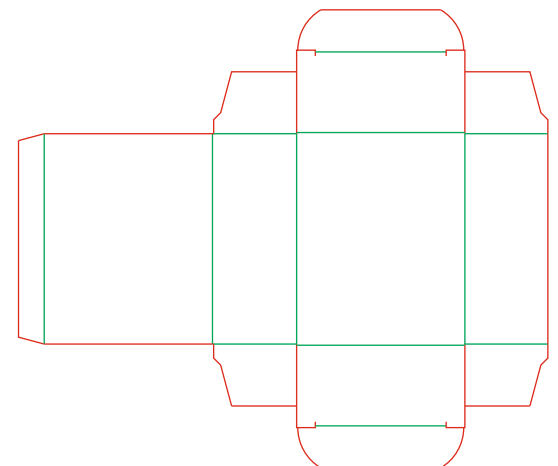
cardboard type	400 g/m ²
dimensions	72 x 72 x 45 mm
weight	0,012 kg
box construction	FEFCO 0215
tooling ID	160623B03



L144

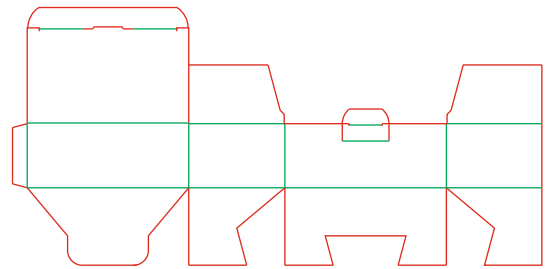



cardboard type	400 g/m ²
dimensions	72 x 36 x 91 mm
weight	0,012 kg
box construction	FEFCO 0210
tooling ID	160623B04



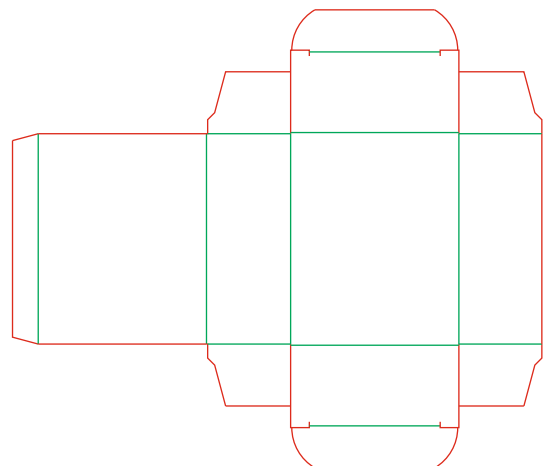
L145

cardboard type	400 g/m ²
dimensions	121 x 72 x 48 mm
weight	0,021 kg
box construction	FEFCO 0215
tooling ID	160623B02



L146

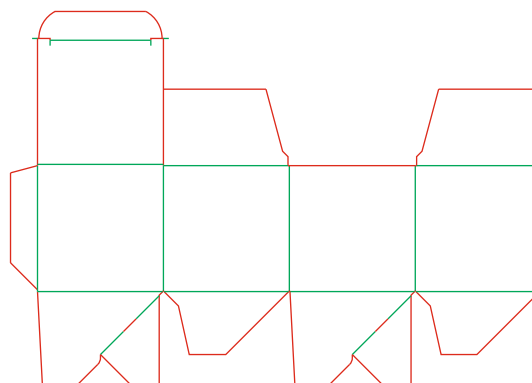
cardboard type	400 g/m ²
dimensions	117 x 36 x 123 mm
weight	0,019 kg
box construction	FEFCO 0210
tooling ID	160811U04




L147



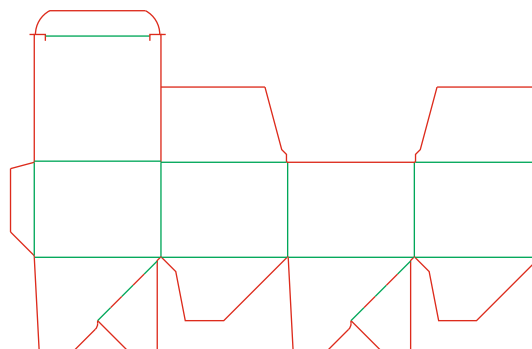
cardboard type	400 g/m ²
dimensions	70 x 70 x 70 mm
weight	0,014 kg
box construction	FEFCO 0713
tooling ID	160927V02




L148




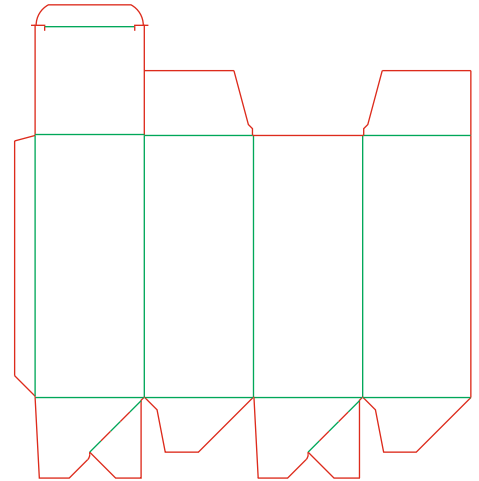
cardboard type	400 g/m ²
dimensions	80 x 80 x 60 mm
weight	0,017 kg
box construction	FEFCO 0713
tooling ID	160927V03



L149

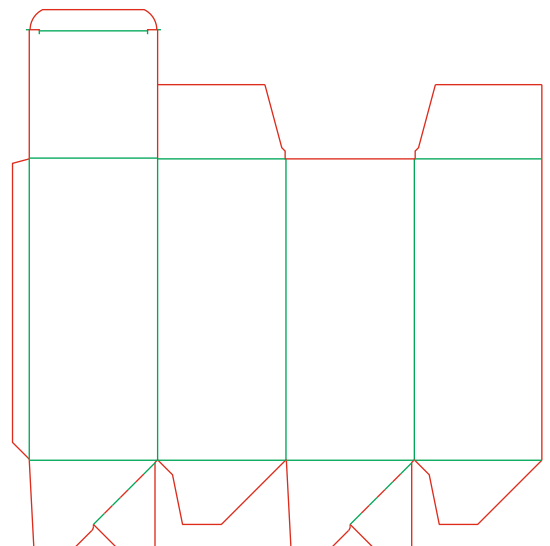


cardboard type	400 g/m ²
dimensions	80 x 80 x 192 mm
weight	0,032 kg
box construction	FEFCO 0713
tooling ID	160927V08



L150

cardboard type	400 g/m ²
dimensions	115 x 115 x 270 mm
weight	0,065 kg
box construction	FEFCO 0713
tooling ID	160927V09


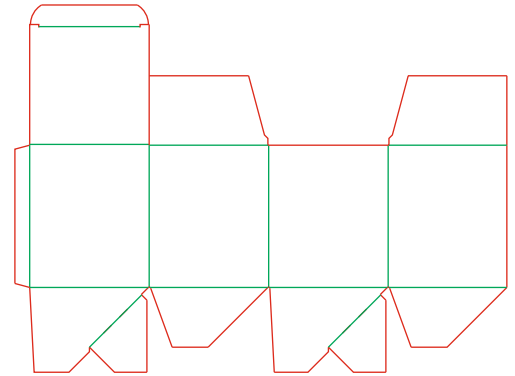


SOLID BOARD BOXES



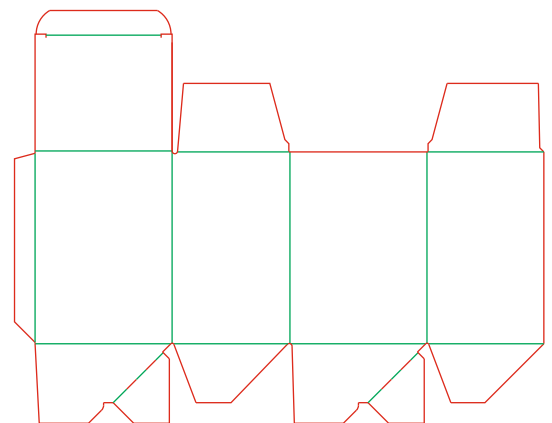
L151

cardboard type	400 g/m ²
dimensions	105 x 105 x 125 mm
weight	0,038 kg
box construction	FEFCO 0713
tooling ID	161102S07




L152

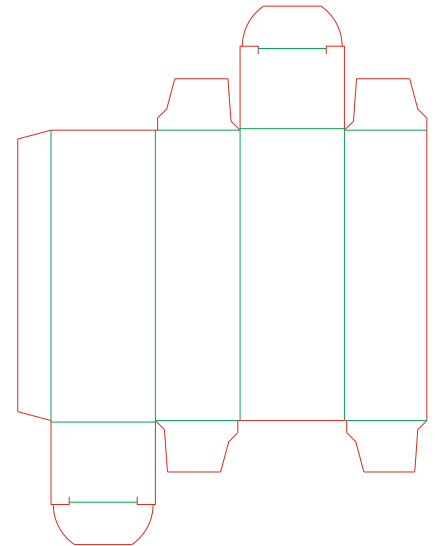
cardboard type	400 g/m ²
dimensions	100 x 85 x 140 mm
weight	0,035 kg
box construction	FEFCO 0713
tooling ID	170315F03



L153



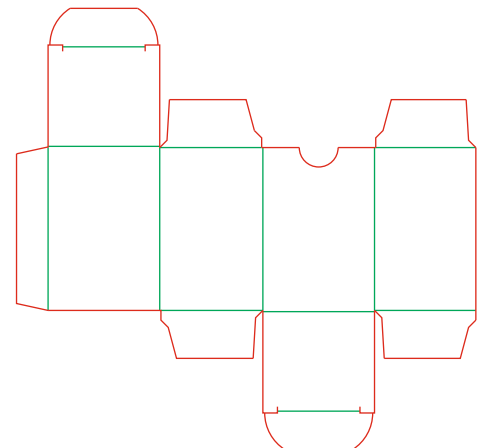
cardboard type	400 g/m ²
dimensions	35 x 27 x 97 mm
weight	0,006 kg
box construction	FEFCO 0211
tooling ID	171116J01



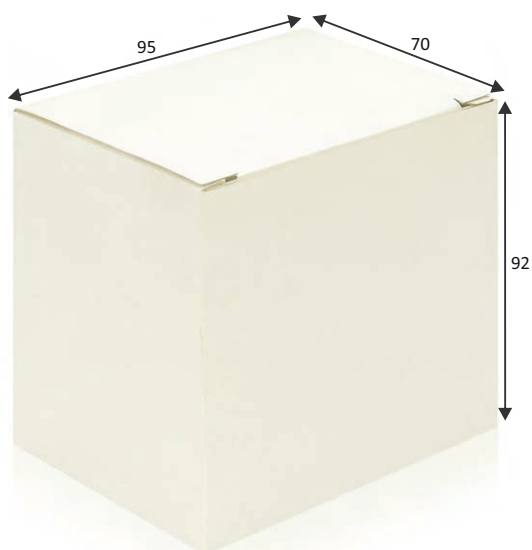
L154



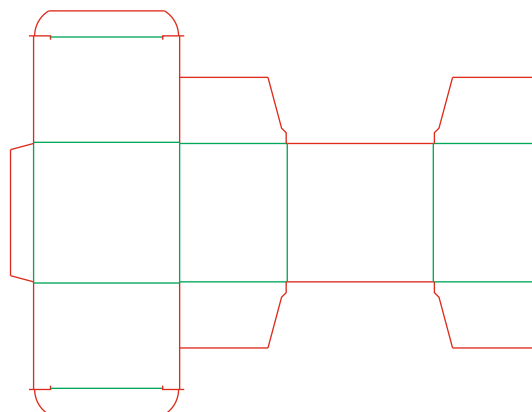
cardboard type	400 g/m ²
dimensions	46 x 42 x 67 mm
weight	0,008 kg
box construction	FEFCO 0211
tooling ID	171207I03




L155



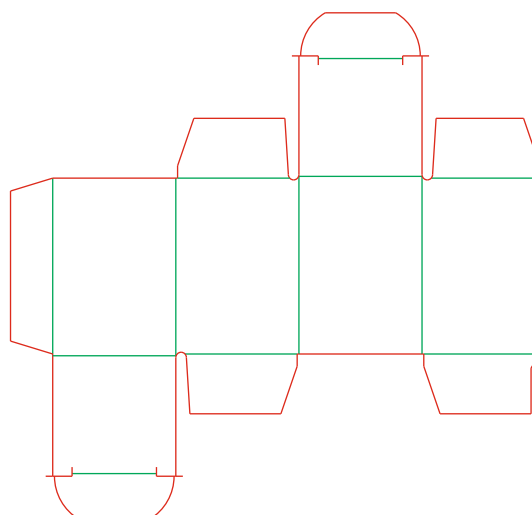
cardboard type	400 g/m ²
dimensions	95 x 70 x 92 mm
weight	0,023 kg
box construction	FEFCO 0210
tooling ID	180104B09



L156




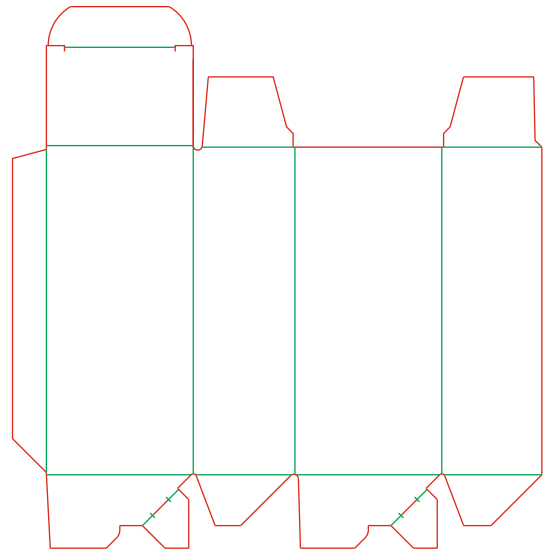
cardboard type	400 g/m ²
dimensions	35 x 35 x 50 mm
weight	0,007 kg
box construction	FEFCO 0211
tooling ID	171215J05





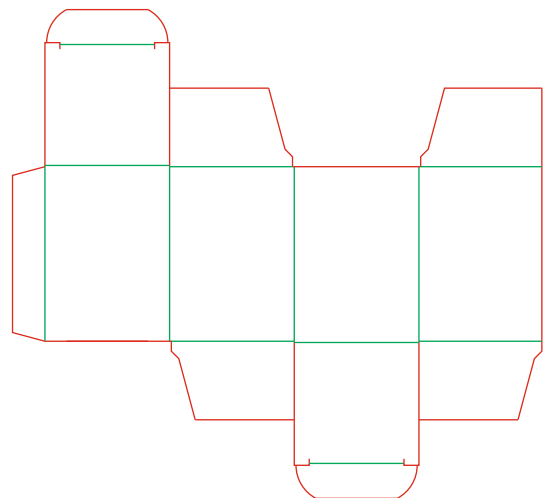
L157

cardboard type	400 g/m ²
dimensions	65 x 45 x 145 mm
weight	0,030 kg
box construction	FEFCO 0713
tooling ID	180305M02




L158

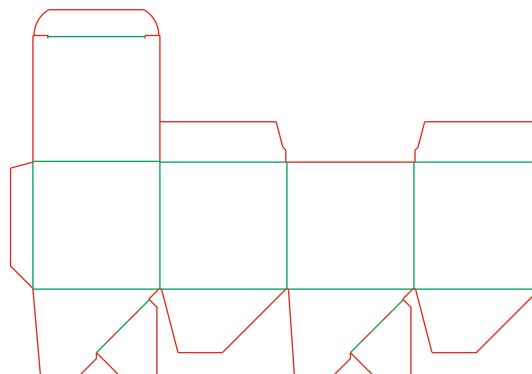
cardboard type	400 g/m ²
dimensions	50 x 50 x 70 mm
weight	0,014 kg
box construction	FEFCO 0211
tooling ID	180516T01




L159



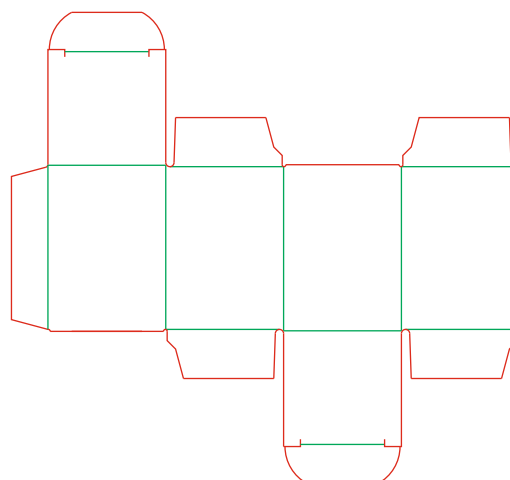
cardboard type	400 g/m ²
dimensions	85 x 85 x 85 mm
weight	0,021 kg
box construction	FEFCO 0713
tooling ID	180521E02

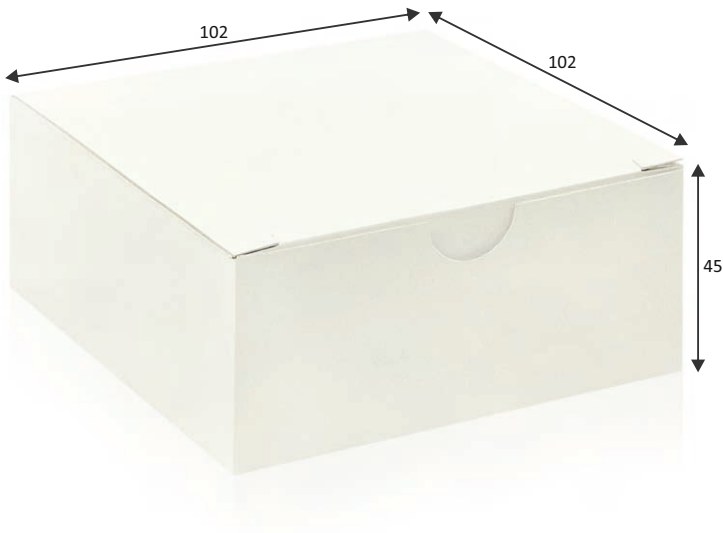


L160




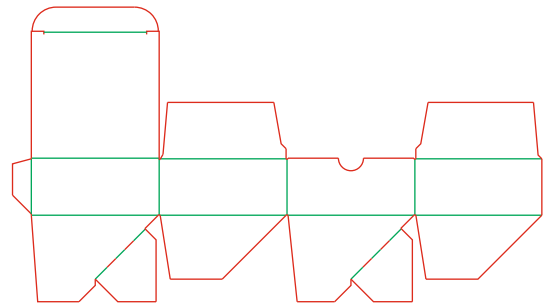
cardboard type	400 g/m ²
dimensions	42 x 42 x 58 mm
weight	0,010 kg
box construction	FEFCO 0211
tooling ID	180710T01





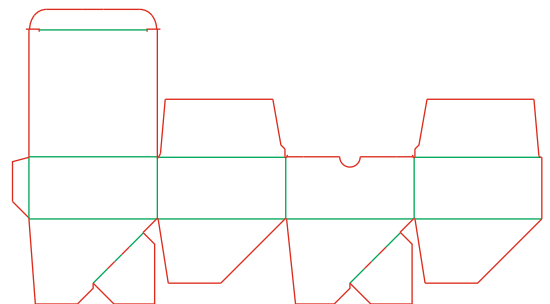
L161

cardboard type	400 g/m ²
dimensions	102 x 102 x 45 mm
weight	0,024 kg
box construction	FEFCO 0713
tooling ID	181105C01



L162

cardboard type	400 g/m ²
dimensions	125 x 125 x 60 mm
weight	0,036 kg
box construction	FEFCO 0713
tooling ID	181105C02


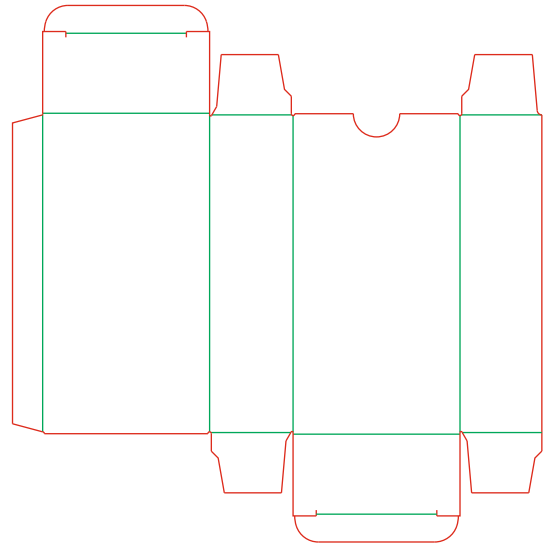


SOLID BOARD BOXES



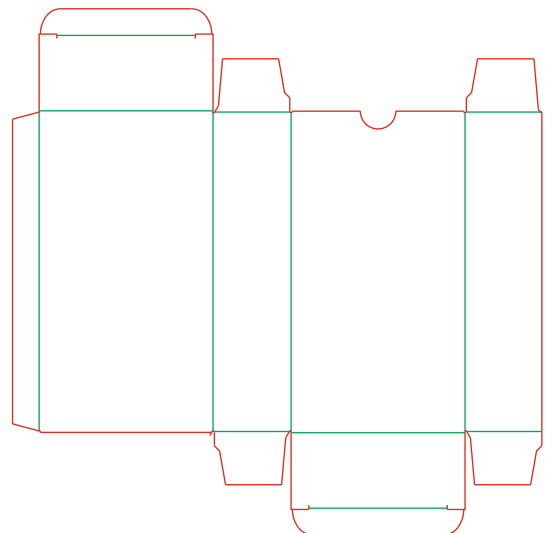
L163

cardboard type	400 g/m ²
dimensions	72 x 36 x 138 mm
weight	0,016 kg
box construction	FEFCO 0211
tooling ID	181105C03




L164

cardboard type	400 g/m ²
dimensions	98 x 44 x 180 mm
weight	0,027 kg
box construction	FEFCO 0211
tooling ID	181105C04

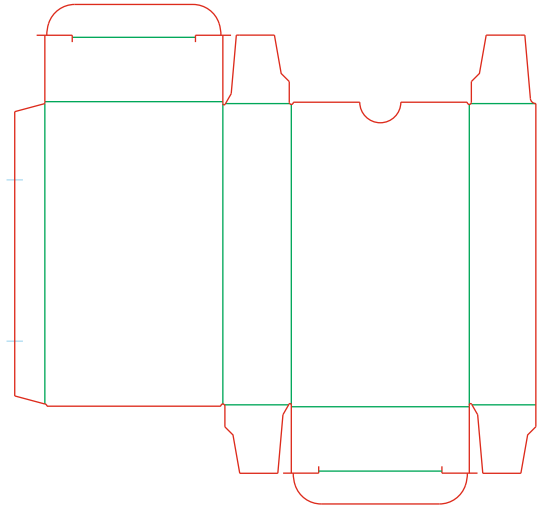


NEW




L165

cardboard type	400 g/m ²
dimensions	65 x 25 x 110 mm
weight	0,011 kg
box construction	FEFCO 0211
tooling ID	181105C09

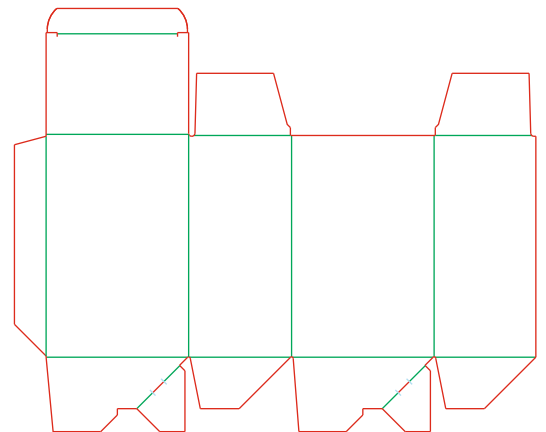


NEW




L166

cardboard type	400 g/m ²
dimensions	90 x 65 x 140 mm
weight	0,026 kg
box construction	FEFCO 0713
tooling ID	190618J02

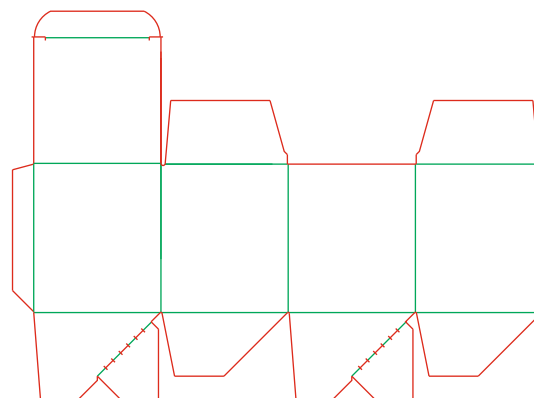


NEW



L167

cardboard type	400 g/m ²
dimensions	120 x 120 x 140 mm
weight	0,052 kg
box construction	FEFCO 0713
tooling ID	190530J01

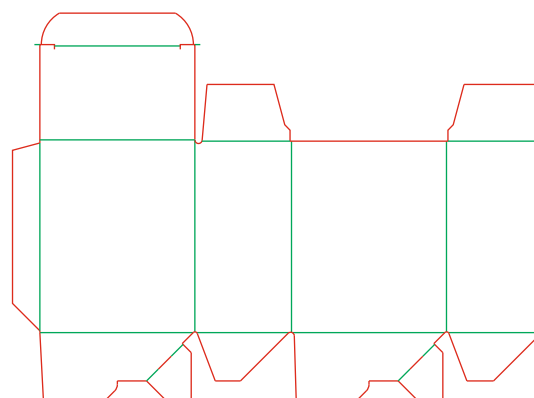



NEW



L168

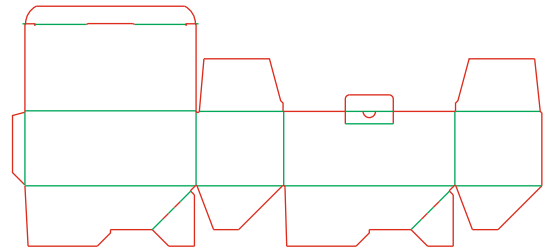
cardboard type	400 g/m ²
dimensions	85 x 53 x 105 mm
weight	0,019 kg
box construction	FEFCO 0713
tooling ID	190621M06






L169

cardboard type	400 g/m ²
dimensions	207 x 106 x 90 mm
weight	0,052 kg
box construction	FEFCO 0713
tooling ID	190716M02




L170

cardboard type	400 g/m ²
dimensions	80 x 55 x 418 mm
weight	0,055 kg
box construction	FEFCO 0713
tooling ID	190807J01





SOLID BOARD BOXES



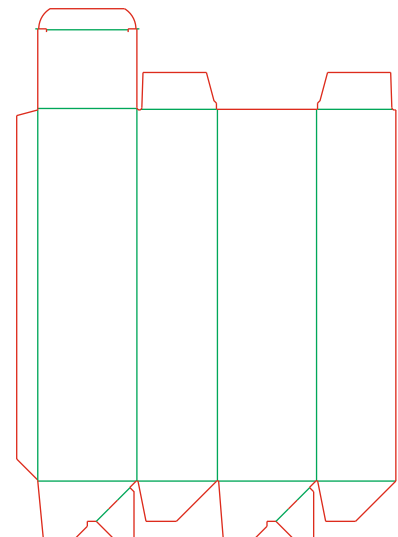
L171


cardboard type	400 g/m ²
dimensions	47 x 47 x 360 mm
weight	0,033 kg
box construction	FEFCO 0713
tooling ID	191029J04



L172


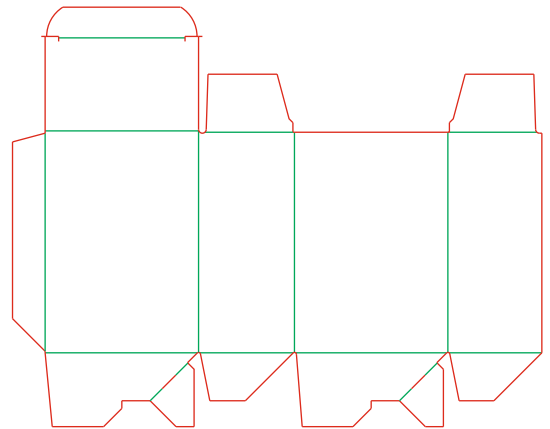
cardboard type	400 g/m ²
dimensions	80 x 65 x 300 mm
weight	0,045 kg
box construction	FEFCO 0713
tooling ID	191113P02





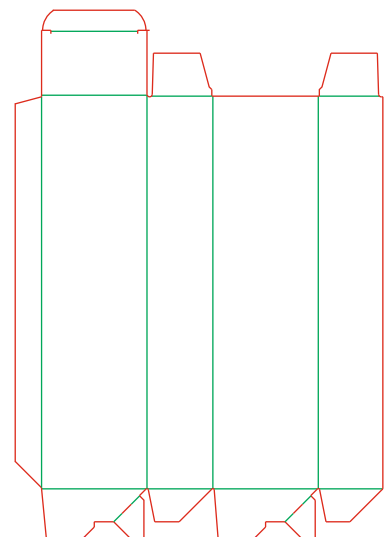
L173


cardboard type	400 g/m ²
dimensions	80 x 50 x 115 mm
weight	0,019 kg
box construction	FEFCO 0713
tooling ID	191211L06



L174

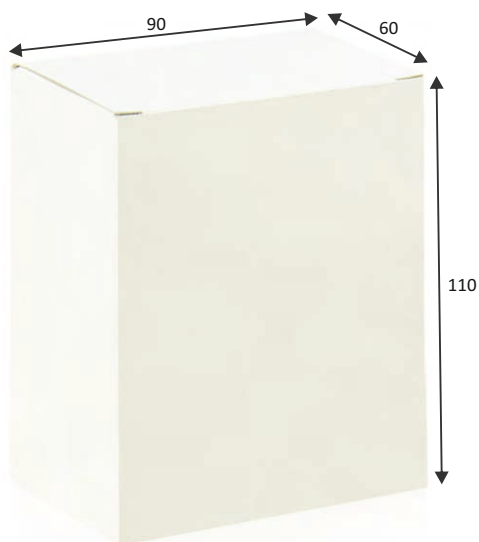
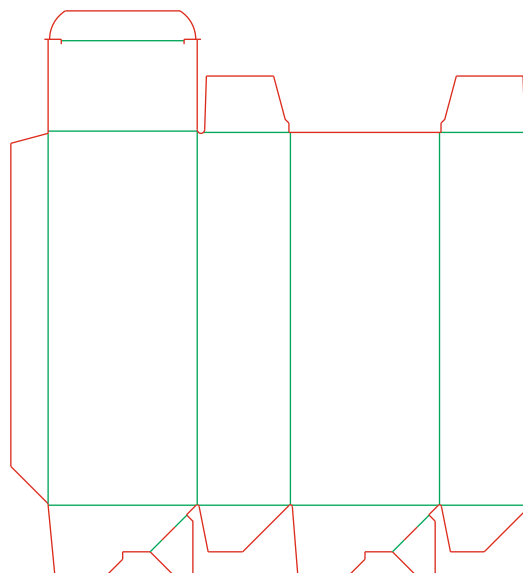
cardboard type	400 g/m ²
dimensions	80 x 50 x 298 mm
weight	0,039 kg
box construction	FEFCO 0713
tooling ID	191211L07





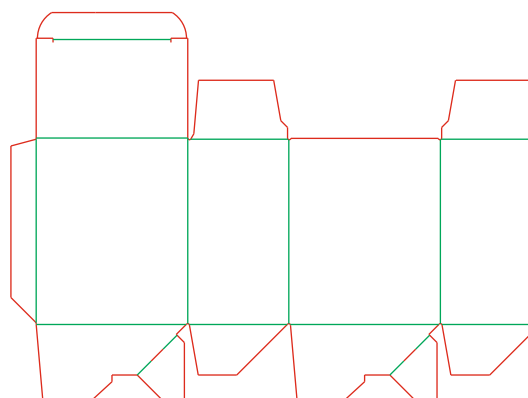
L175

cardboard type	400 g/m ²
dimensions	80 x 50 x 200 mm
weight	0,028 kg
box construction	FEFCO 0713
tooling ID	191104M05




L176

cardboard type	400 g/m ²
dimensions	90 x 60 x 110 mm
weight	0,020 kg
box construction	FEFCO 0713
tooling ID	P20021918

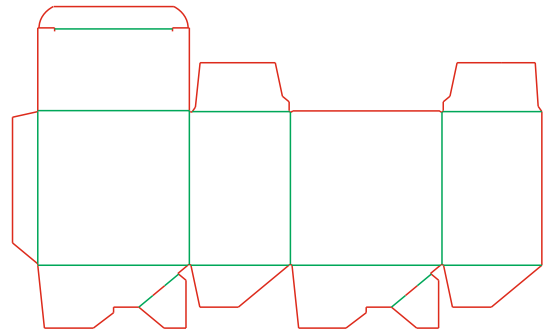


NEW

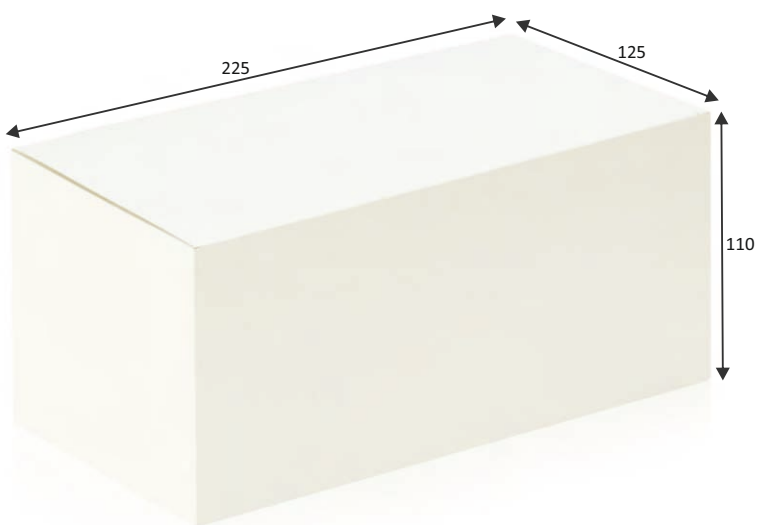


L177

cardboard type	400 g/m ²
dimensions	140 x 92 x 142 mm
weight	0,047 kg
box construction	FEFCO 0713
tooling ID	P20021919

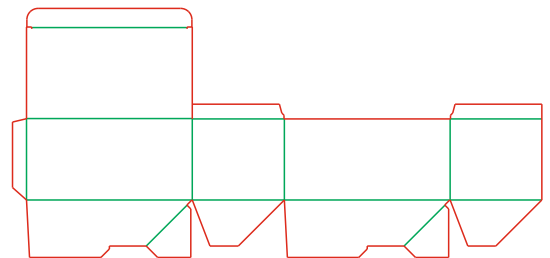


NEW




L178

cardboard type	400 g/m ²
dimensions	225 x 125 x 110 mm
weight	0,094 kg
box construction	FEFCO 0713
tooling ID	P20040622

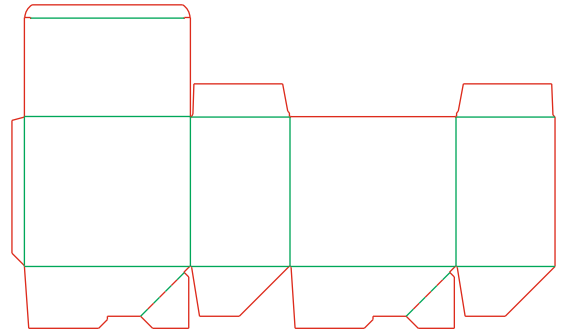


NEW

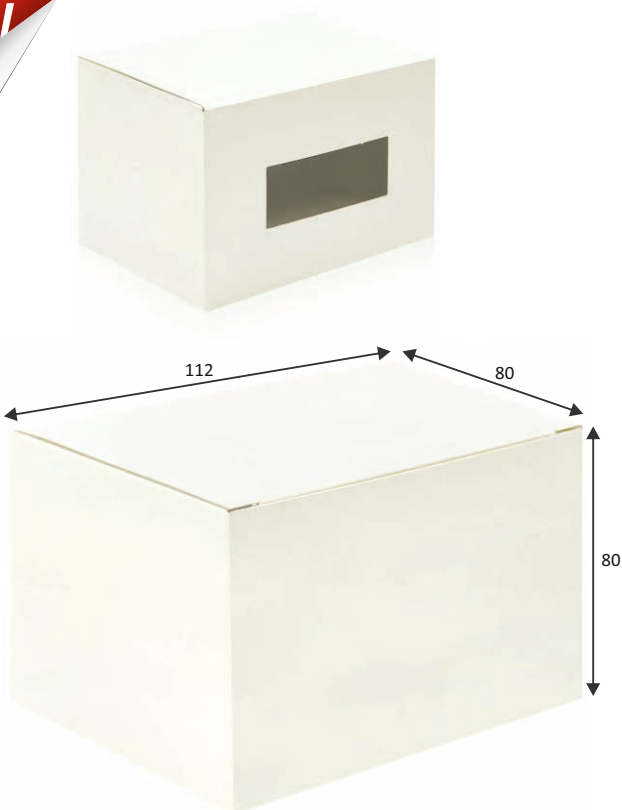


L179

cardboard type	400 g/m ²
dimensions	200 x 120 x 180 mm
weight	0,082kg
box construction	FEFCO 0713
tooling ID	P20061520

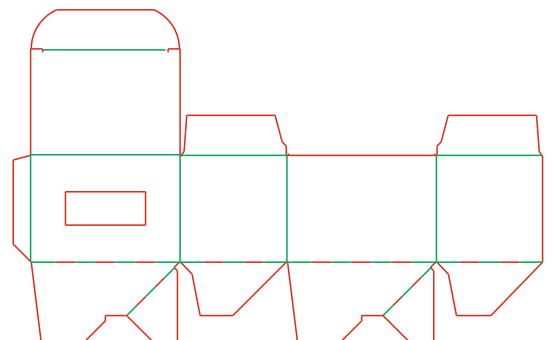



NEW



L180

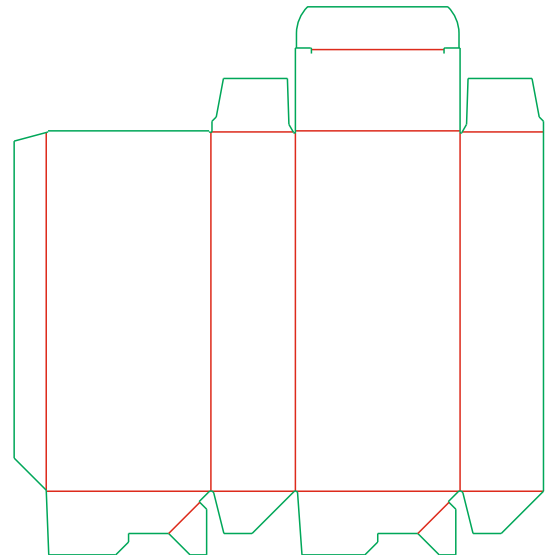
cardboard type	400 g/m ²
dimensions	112 x 80 x 80 mm
weight	0,023 kg
box construction	FEFCO 0713
tooling ID	A120033237





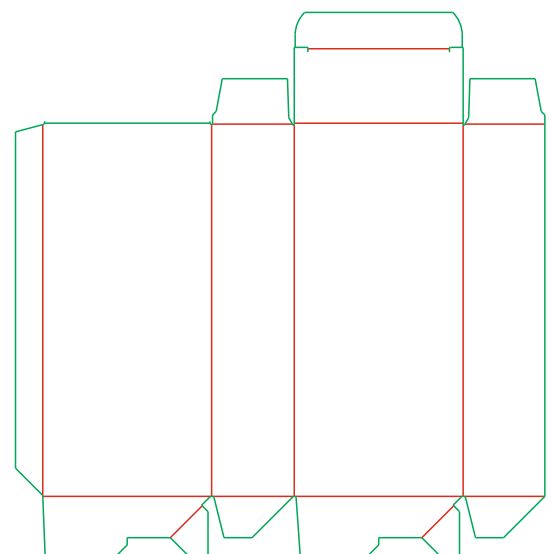
L181

cardboard type	400 g/m ²
dimensions	78 x 40 x 170 mm
weight	0,021 kg
box construction	FEFCO 0713
tooling ID	P20100201




L182

cardboard type	400 g/m ²
dimensions	95 x 47 x 205 mm
weight	0,029 kg
box construction	FEFCO 0713
tooling ID	P20100202



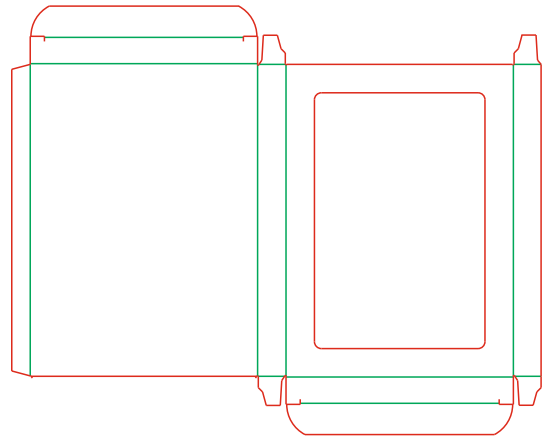
SOLID BOARD BOXES

NEW




L183

cardboard type	400 g/m ²
dimensions	160 x 20 x 220 mm
weight	0,031 kg
box construction	FEFCO 0211
tooling ID	P20120723

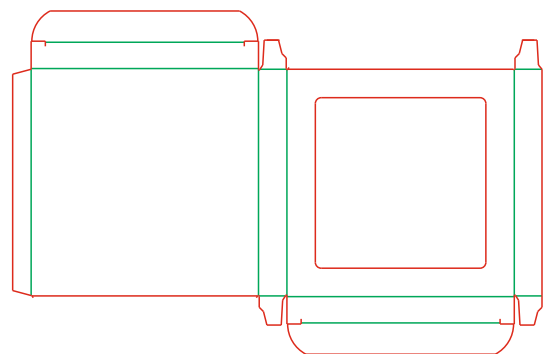


NEW




L184

cardboard type	400 g/m ²
dimensions	160 x 20 x 160 mm
weight	0,024 kg
box construction	FEFCO 0211
tooling ID	P20120724

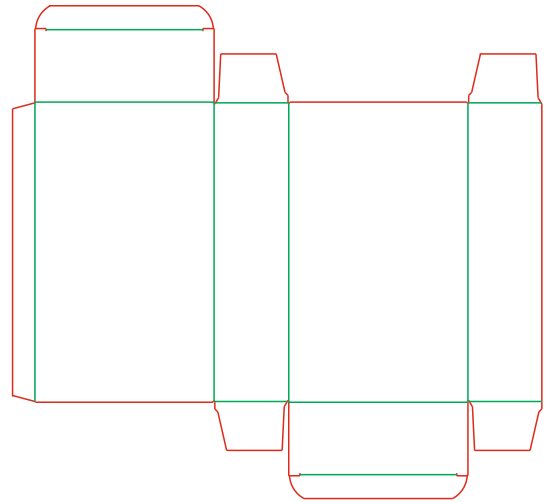


NEW



L185

cardboard type	400 g/m ²
dimensions	120 x 50 x 200 mm
weight	0,038 kg
box construction	FEFCO 0211
tooling ID	P20100203

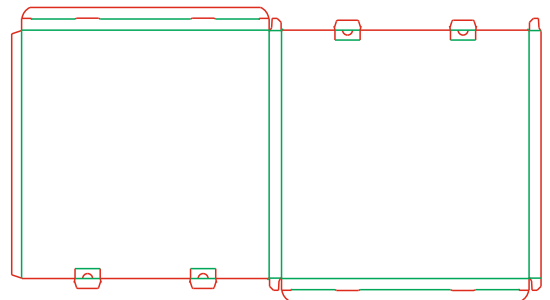


NEW



L186


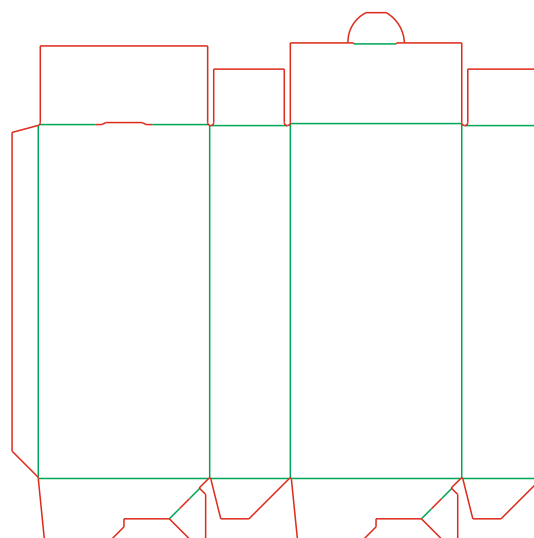
cardboard type	400 g/m ²
dimensions	300 x 15 x 300 mm
weight	0,073 kg
box construction	FEFCO 0211
tooling ID	P20100204





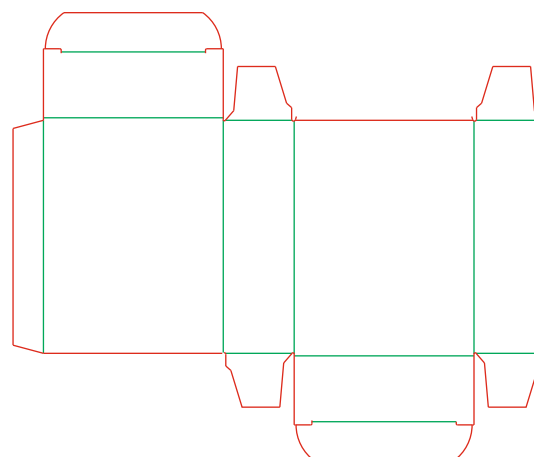
L187


cardboard type	400 g/m ²
dimensions	85 x 40 x 175 mm
weight	0,026 kg
box construction	FEFCO 0713
tooling ID	P21040960



L188


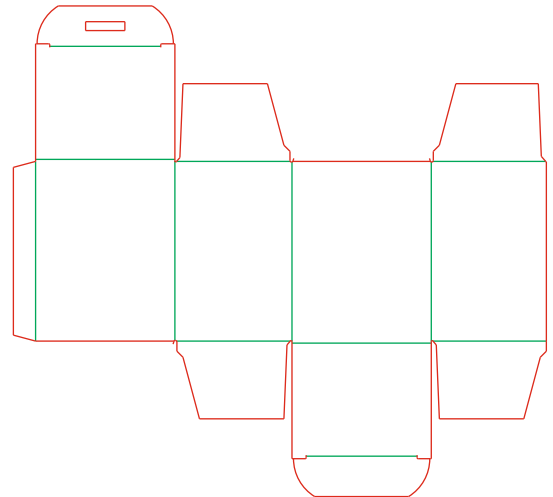
cardboard type	400 g/m ²
dimensions	71 x 28 x 93 mm
weight	0,010 kg
box construction	FEFCO 0211
tooling ID	P21112666





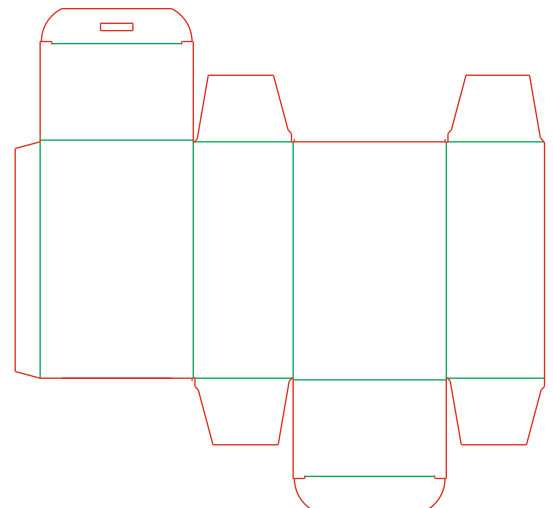
L189

cardboard type	400 g/m ²
dimensions	69 x 58 x 90 mm
weight	0,017 kg
box construction	FEFCO 0211
tooling ID	P21112664



L190


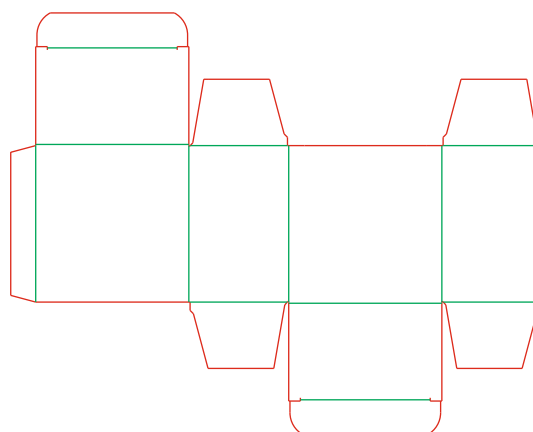
cardboard type	400 g/m ²
dimensions	92 x 60 x 142 mm
weight	0,025 kg
box construction	FEFCO 0211
tooling ID	P21112665





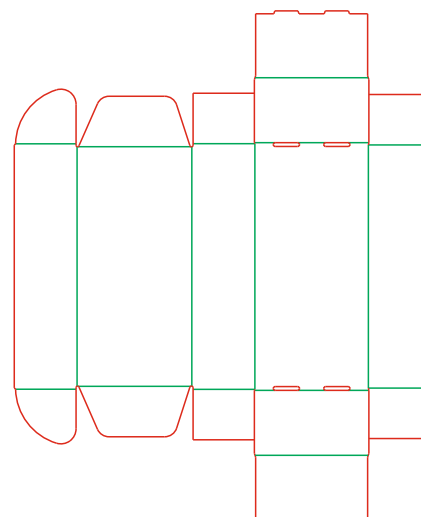
L191


cardboard type	400 g/m ²
dimensions	92 x 60 x 95 mm
weight	0,021 kg
box construction	FEFCO 0211
tooling ID	P22032860



L192


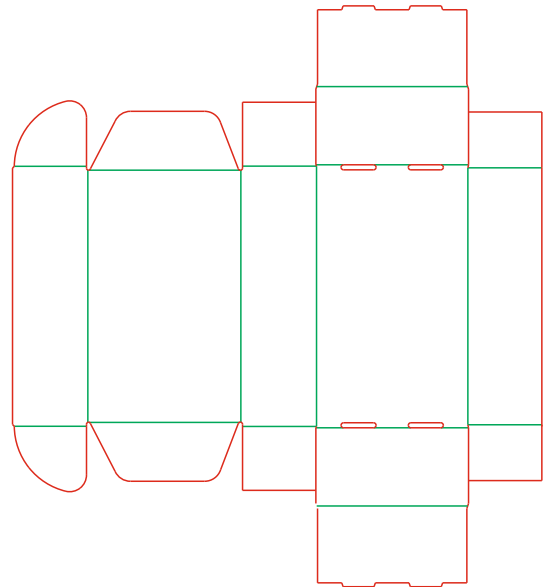
cardboard type	500 g/m ²
dimensions	198 x 90 x 50 mm
weight	0,039 kg
box construction	FEFCO 0427
tooling ID	P22062728





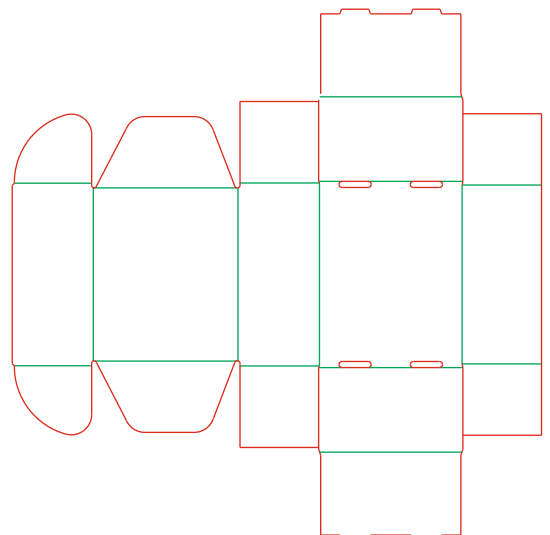
L193

cardboard type	500 g/m ²
dimensions	158 x 90 x 45 mm
weight	0,032 kg
box construction	FEFCO 0427
tooling ID	P22062729




L194

cardboard type	500 g/m ²
dimensions	92 x 70 x 40 mm
weight	0,017 kg
box construction	FEFCO 0427
tooling ID	P22062730

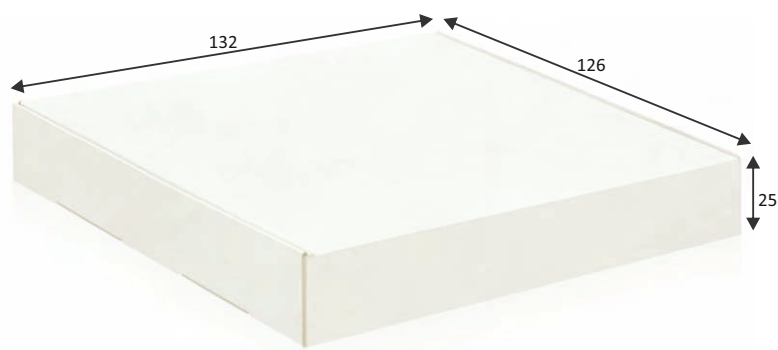
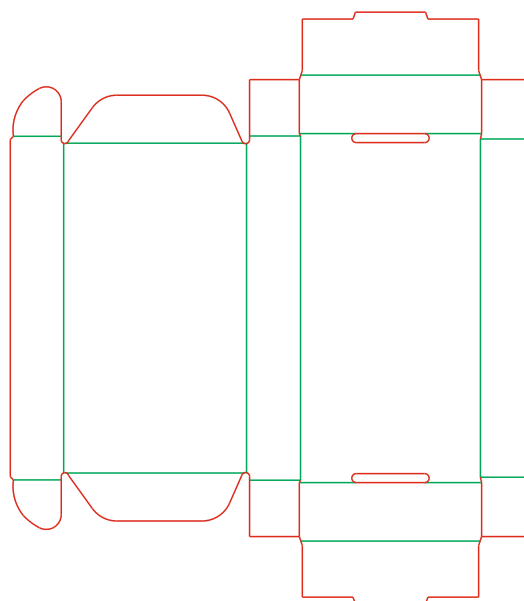


SOLID BOARD BOXES



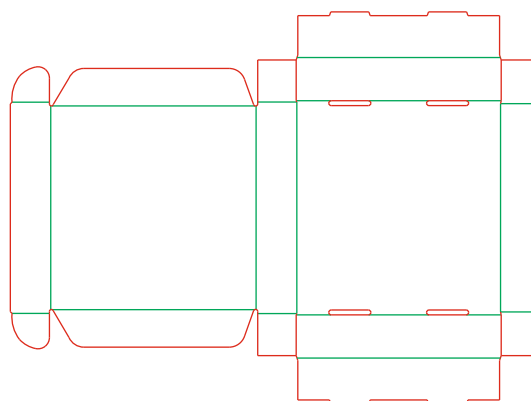
L195


cardboard type	500 g/m ²
dimensions	118 x 62 x 18 mm
weight	0,010 kg
box construction	FEFCO 0427
tooling ID	P22062731



L196


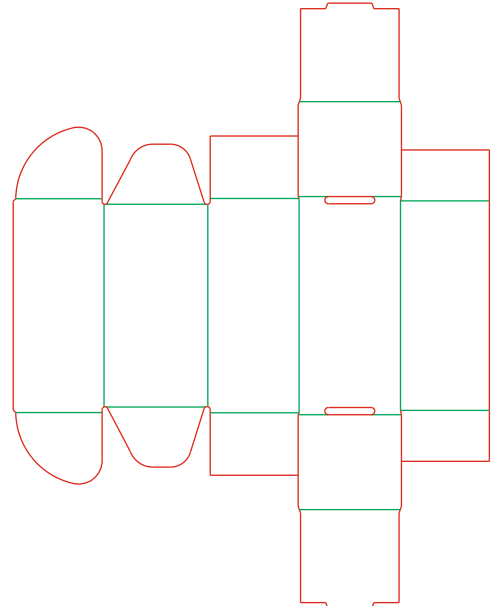
cardboard type	500 g/m ²
dimensions	132 x 126 x 25 mm
weight	0,025 kg
box construction	FEFCO 0427
tooling ID	P22062732





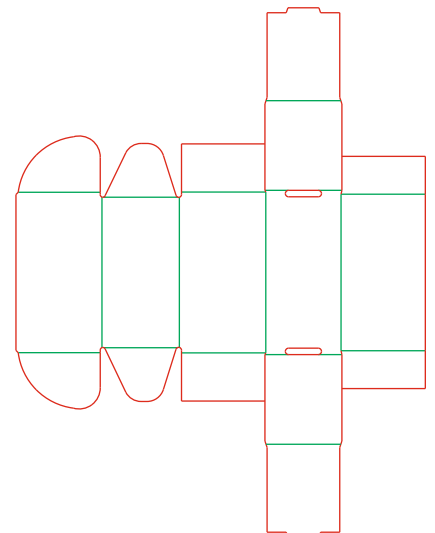
L197


cardboard type	500 g/m ²
dimensions	92 x 45 x 40 mm
weight	0,013 kg
box construction	FEFCO 0427
tooling ID	P22062720



L198


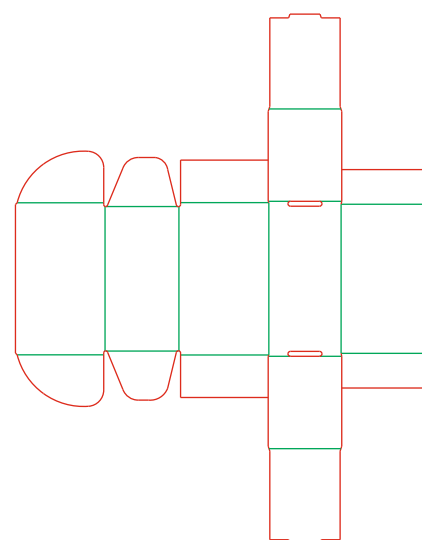
cardboard type	500 g/m ²
dimensions	77 x 37 x 40 mm
weight	0,010 kg
box construction	FEFCO 0427
tooling ID	P22062721





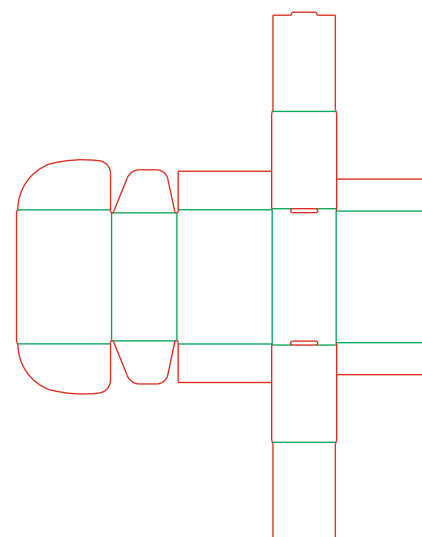
L199


cardboard type	500 g/m ²
dimensions	95 x 45 x 55 mm
weight	0,017 kg
box construction	FEFCO 0427
tooling ID	P22062722



L200

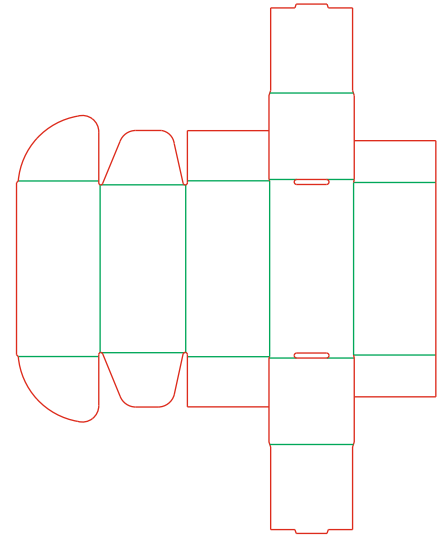
cardboard type	500 g/m ²
dimensions	107 x 50 x 75 mm
weight	0,024 kg
box construction	FEFCO 0427
tooling ID	P22062723





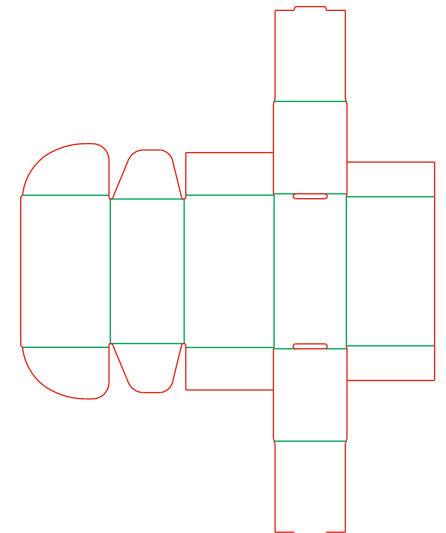
L201


cardboard type	500 g/m ²
dimensions	108 x 52 x 50 mm
weight	0,019 kg
box construction	FEFCO 0427
tooling ID	P22062724



L202


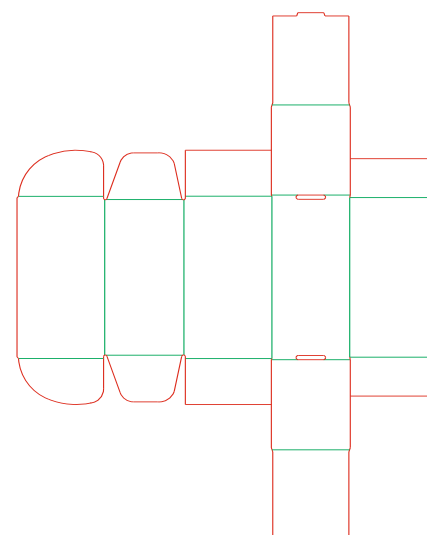
cardboard type	500 g/m ²
dimensions	98 x 45 x 55 mm
weight	0,017 kg
box construction	FEFCO 0427
tooling ID	P22062725





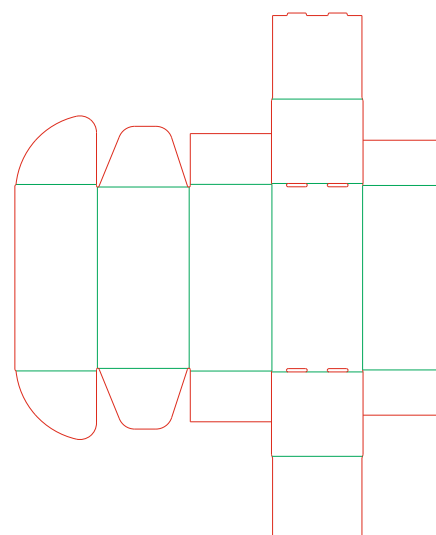
L203


cardboard type	500 g/m ²
dimensions	117 x 56 x 63 mm
weight	0,024 kg
box construction	FEFCO 0427
tooling ID	P22062726



L204


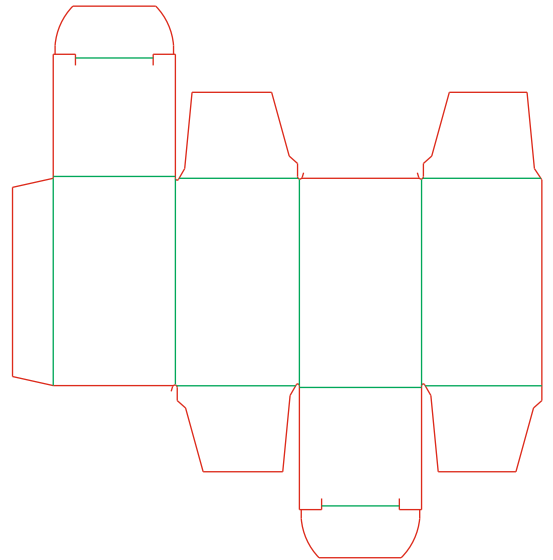
cardboard type	500 g/m ²
dimensions	172 x 84 x 75 mm
weight	0,048 kg
box construction	FEFCO 0427
tooling ID	P22062727






L205

cardboard type	400 g/m ²
dimensions	33 x 33 x 57 mm
weight	0,015 kg
box construction	FEFCO 0211
tooling ID	P22090560



L206


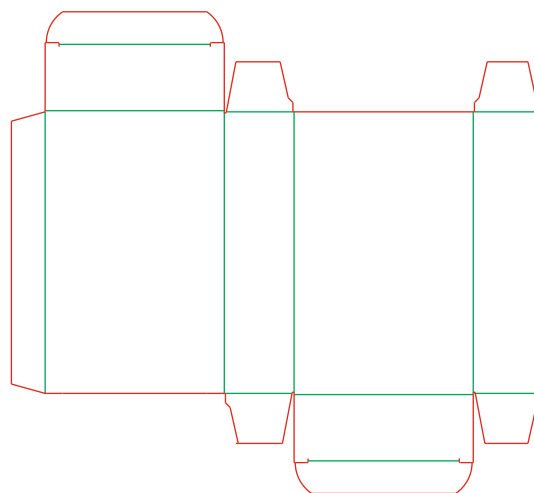
cardboard type	400 g/m ²
dimensions	175 x 68 x 58 mm
weight	0,014 kg
box construction	FEFCO 0303
tooling ID	P22090760





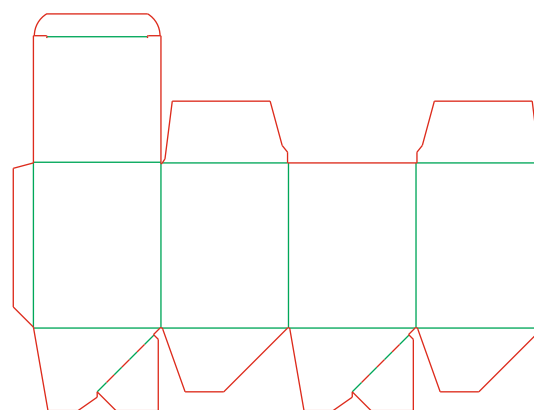
L207


cardboard type	400 g/m ²
dimensions	77 x 30 x 122 mm
weight	0,014 kg
box construction	FEFCO 0211
tooling ID	P22121469



L208


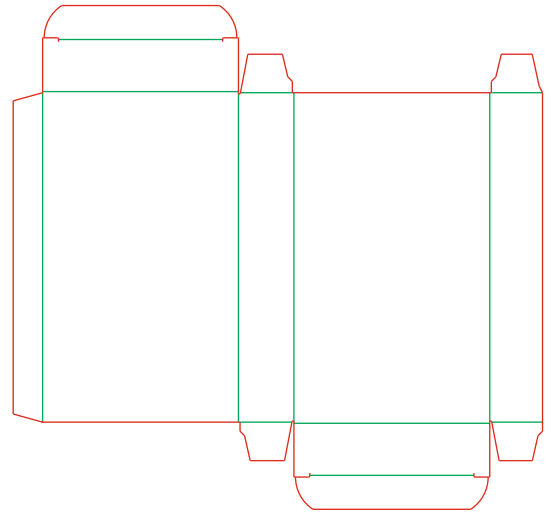
cardboard type	400 g/m ²
dimensions	95 x 95 x 123 mm
weight	0,033 kg
box construction	FEFCO 0713
tooling ID	P23013060





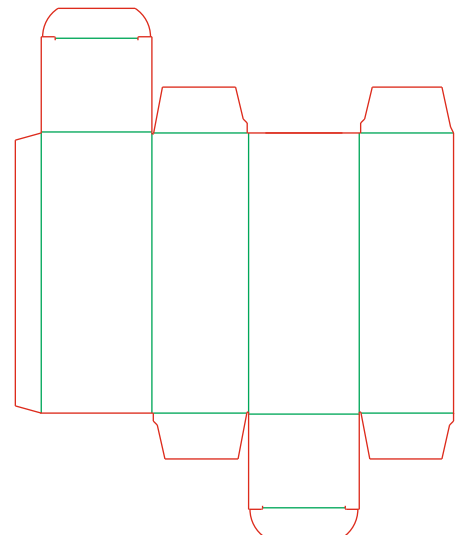
L209

cardboard type	400 g/m ²
dimensions	87 x 25 x 145 mm
weight	0,017 kg
box construction	FEFCO 0211
tooling ID	P23032363




L210

cardboard type	400 g/m ²
dimensions	55 x 50 x 140 mm
weight	0,016 kg
box construction	FEFCO 0211
tooling ID	P23032362

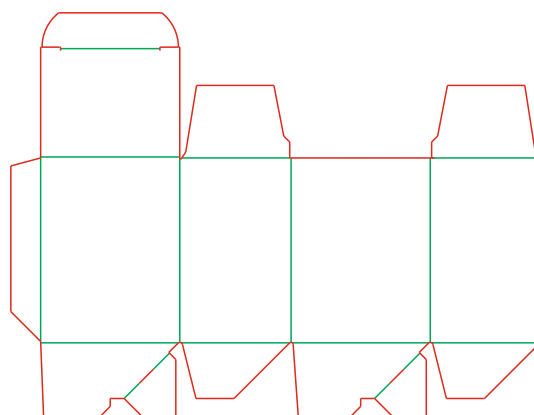


NEW




L211

cardboard type	400 g/m ²
dimensions	70 x 55 x 95 mm
weight	0,018 kg
box construction	FEFCO 0713
tooling ID	P23092165

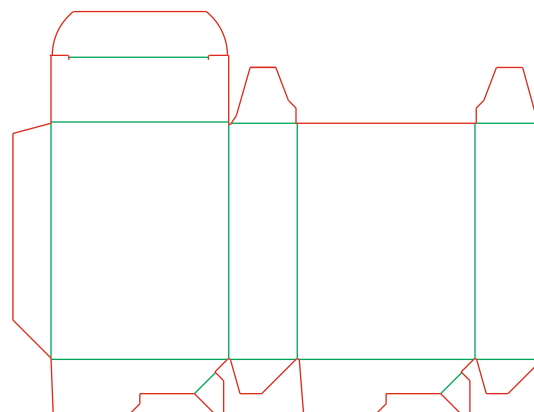



NEW



L212


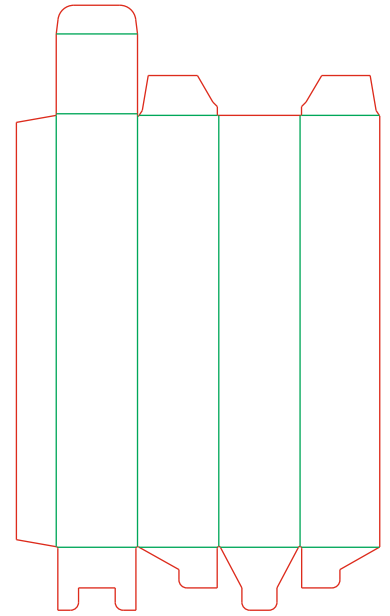
cardboard type	400 g/m ²
dimensions	70 x 27 x 95 mm
weight	0,015 kg
box construction	FEFCO 0713
tooling ID	P23092260





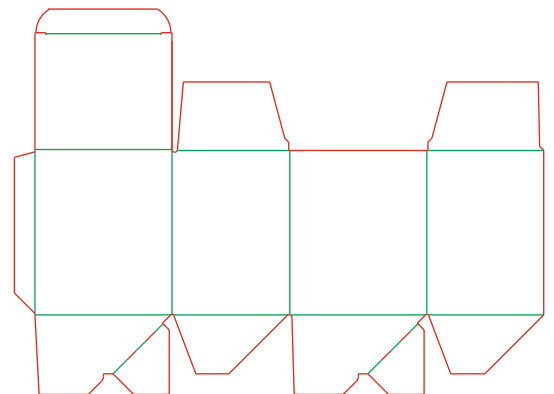
L213

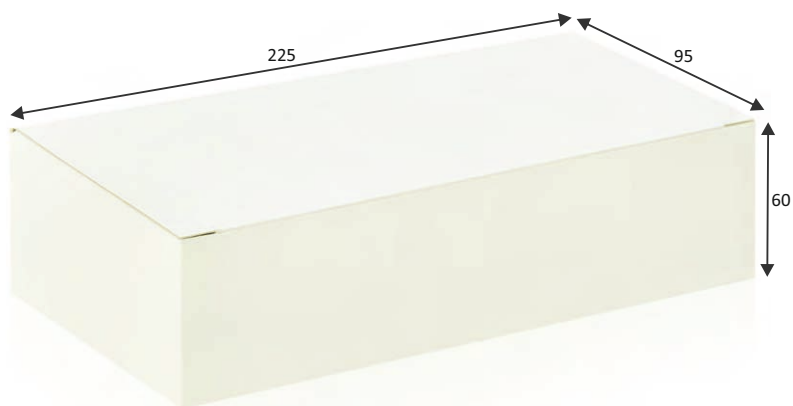
cardboard type	400 g/m ²
dimensions	50 x 50 x 270 mm
weight	0,017 kg
box construction	FEFCO 0215
tooling ID	P23091963



L214

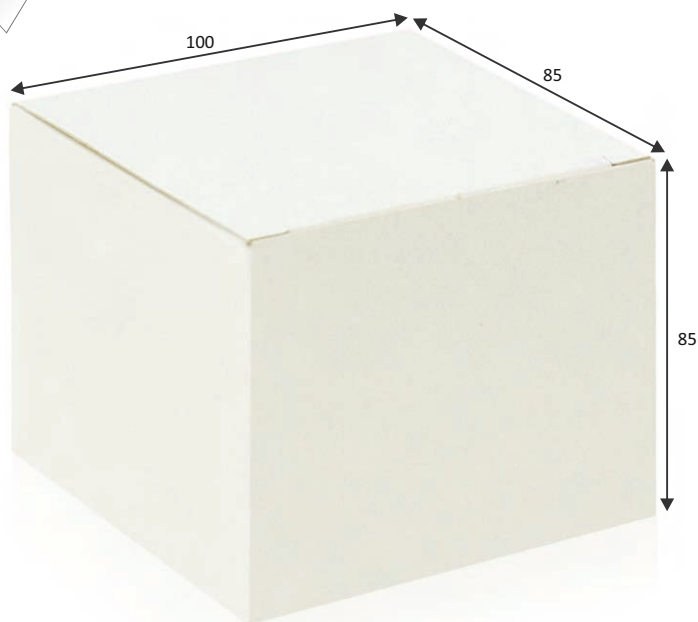
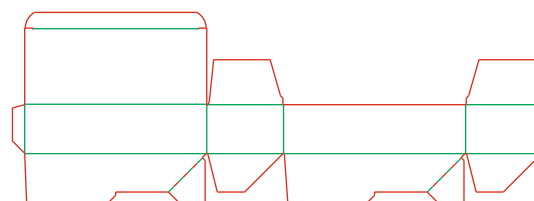
cardboard type	400 g/m ²
dimensions	100 x 85 x 120 mm
weight	0,019 kg
box construction	FEFCO 0713
tooling ID	P23092164





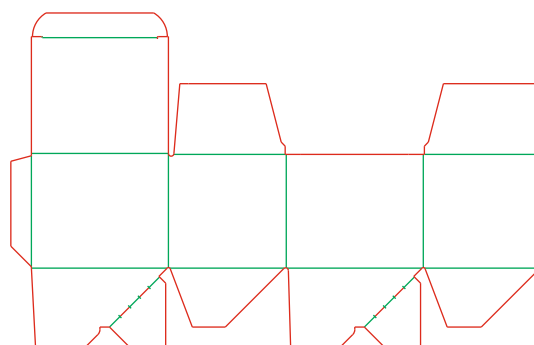
L215

cardboard type	400 g/m ²
dimensions	225 x 95 x 60 mm
weight	0,031 kg
box construction	FEFCO 0713
tooling ID	P23121860



L216


cardboard type	400 g/m ²
dimensions	100 x 85 x 85 mm
weight	0,016 kg
box construction	FEFCO 0713
tooling ID	P24010860



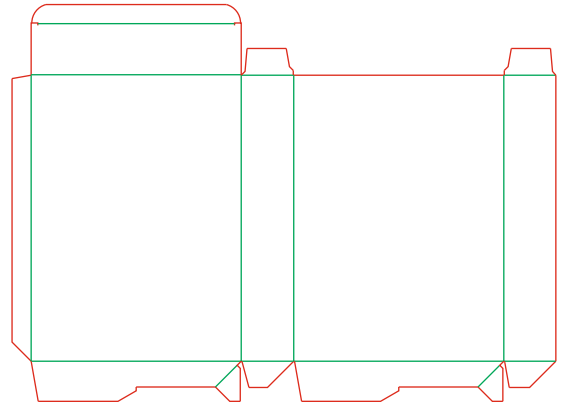


SOLID BOARD BOXES FILTERS

LF001

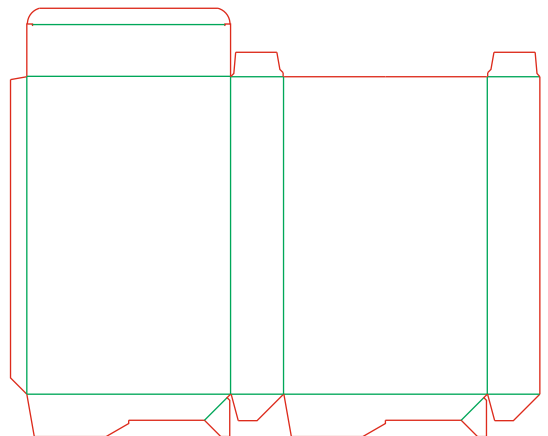


cardboard type	400 g/m ²
dimensions	220 x 55 x 300 mm
weight	0,087 kg
box construction	FEFCO 0713
tooling ID	140515C02



LF002

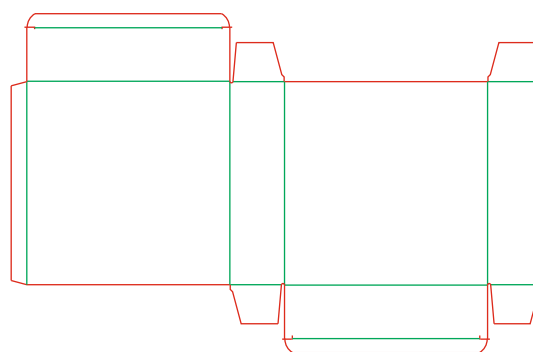
cardboard type	400 g/m ²
dimensions	250 x 65 x 390 mm
weight	0,115 kg
box construction	FEFCO 0713
tooling ID	140515C03





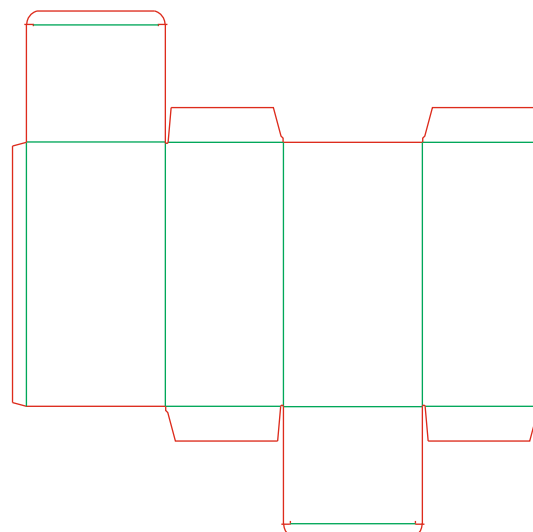
LF003


cardboard type	400 g/m ²
dimensions	260 x 70 x 260 mm
weight	0,095 kg
box construction	FEFCO 0211
tooling ID	170126C06



LF004


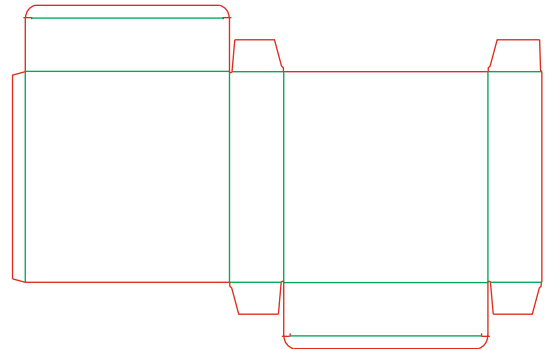
cardboard type	400 g/m ²
dimensions	200 x 170 x 380 mm
weight	0,163 kg
box construction	FEFCO 0211
tooling ID	170126C07





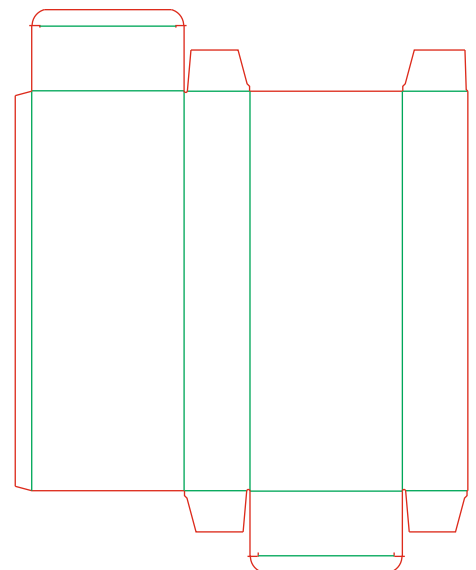
LF005


cardboard type	400 g/m ²
dimensions	320 x 85 x 330 mm
weight	0,143 kg
box construction	FEFCO 0211
tooling ID	170126C08



LF006

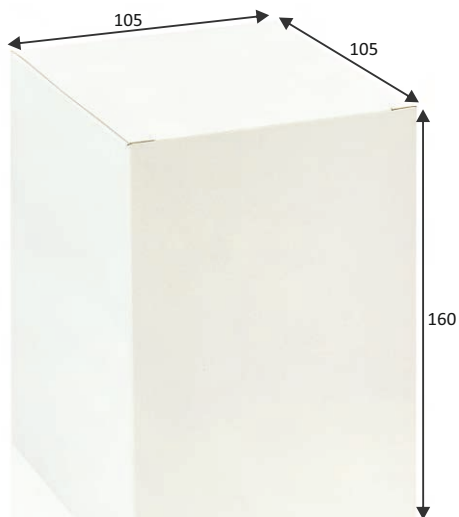
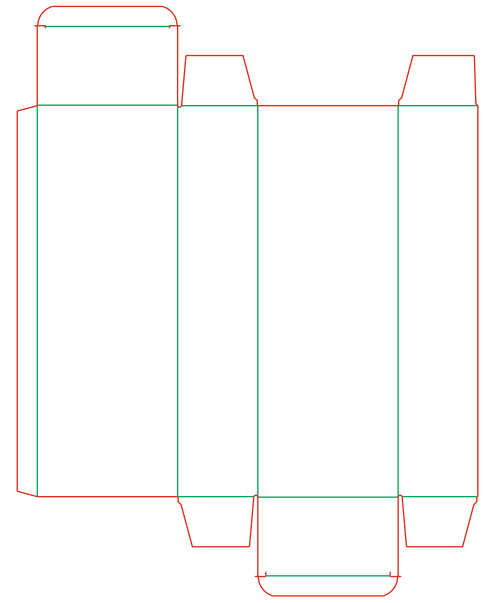
cardboard type	400 g/m ²
dimensions	185 x 80 x 485 mm
weight	0,129 kg
box construction	FEFCO 0211
tooling ID	170126C09





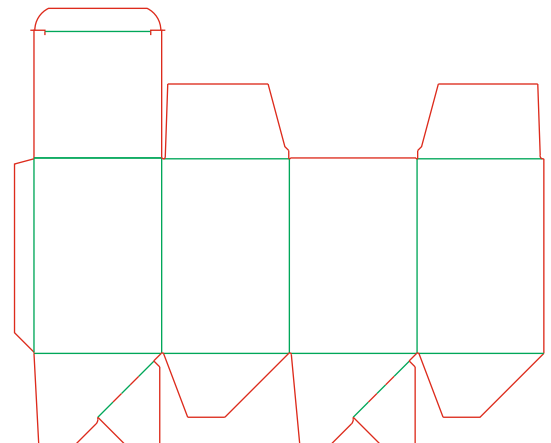
LF007

cardboard type	400 g/m ²
dimensions	140 x 80 x 390 mm
weight	0,091 kg
box construction	FEFCO 0211
tooling ID	170126C10




LF008

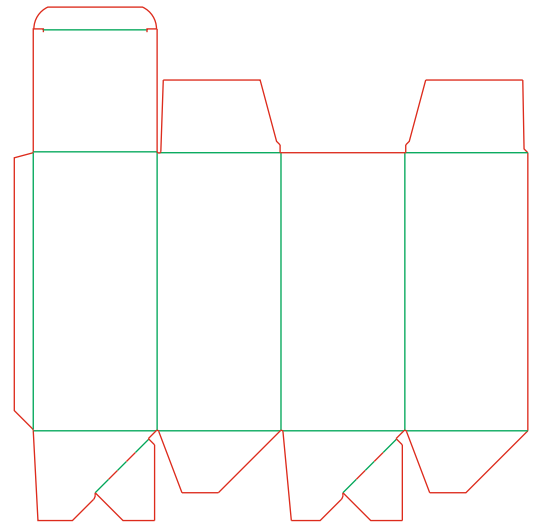
cardboard type	400 g/m ²
dimensions	105 x 105 x 160 mm
weight	0,046 kg
box construction	FEFCO 0713
tooling ID	170127V03



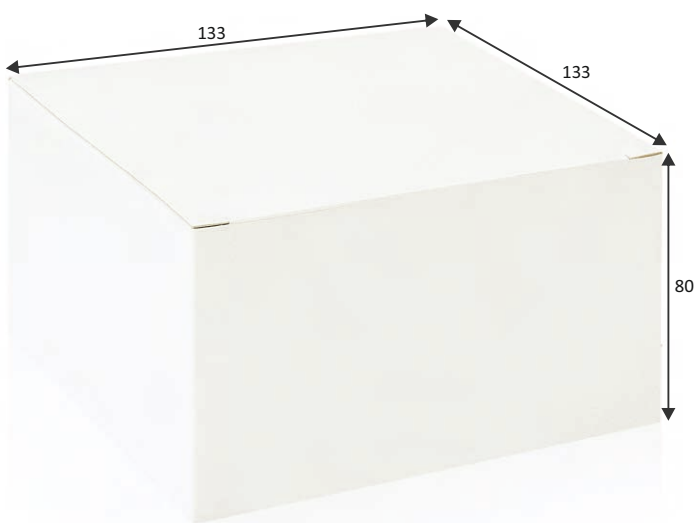
LF009



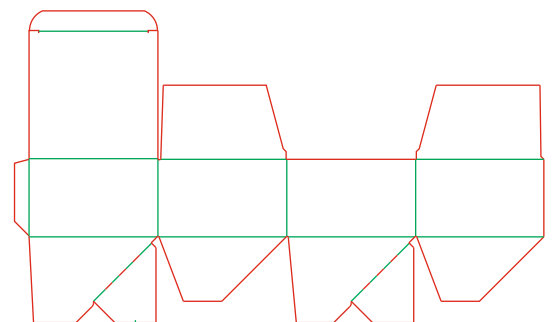
cardboard type	400 g/m ²
dimensions	98 x 98 x 220 mm
weight	0,051 kg
box construction	FEFCO 0713
tooling ID	170414V08




LF010




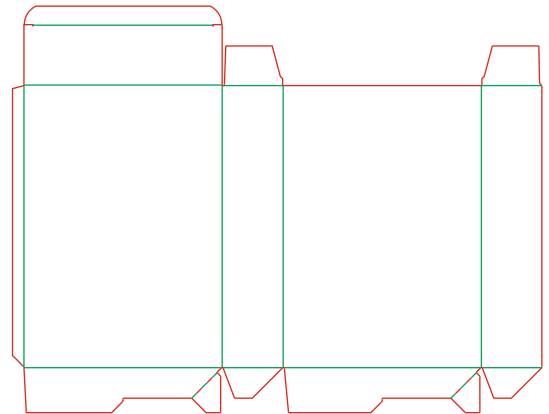
cardboard type	400 g/m ²
dimensions	133 x 133 x 80 mm
weight	0,047 kg
box construction	FEFCO 0713
tooling ID	170414V09





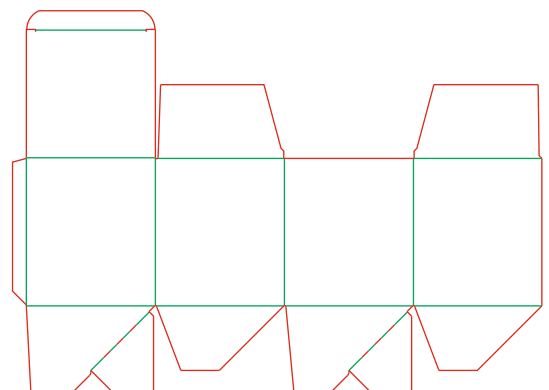
LF011


cardboard type	400 g/m ²
dimensions	260 x 80 x 370 mm
weight	0,133 kg
box construction	FEFCO 0713
tooling ID	170414V10



LF012


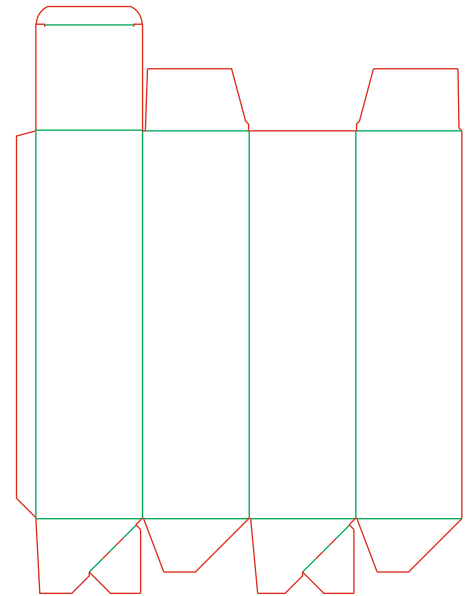
cardboard type	400 g/m ²
dimensions	140 x 140 x 160 mm
weight	0,068 kg
box construction	FEFCO 0713
tooling ID	170414V11





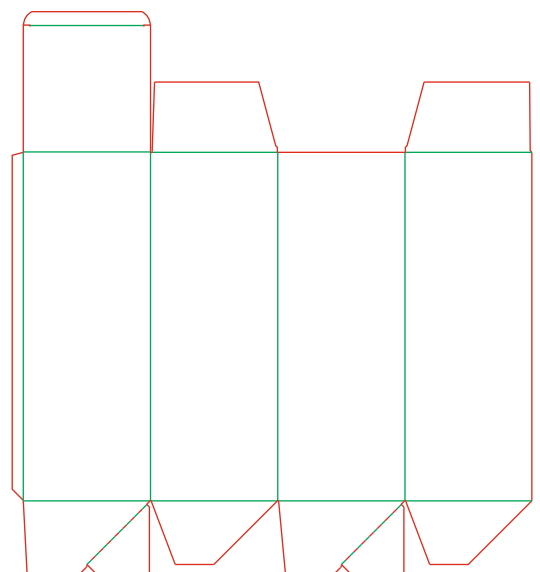
LF013


cardboard type	400 g/m ²
dimensions	110 x 110 x 400 mm
weight	0,093 kg
box construction	FEFCO 0713
tooling ID	170414V12



LF014


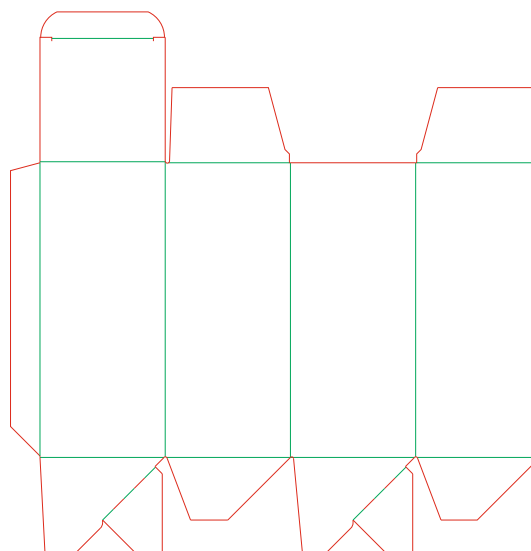
cardboard type	400 g/m ²
dimensions	230 x 230 x 630 mm
weight	0,314 kg
box construction	FEFCO 0713
tooling ID	170414V13





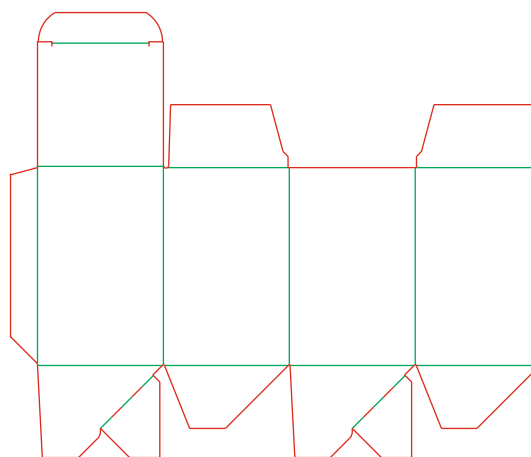
LF015

cardboard type	400 g/m ²
dimensions	85 x 85 x 200 mm
weight	0,040 kg
box construction	FEFCO 0713
tooling ID	170414V14



LF016

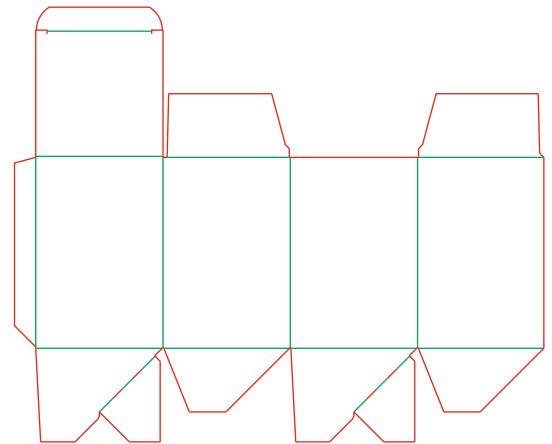
cardboard type	400 g/m ²
dimensions	70 x 70 x 110 mm
weight	0,029 kg
box construction	FEFCO 0713
tooling ID	171218P02




LF017



cardboard type	400 g/m ²
dimensions	90 x 90 x 135 mm
weight	0,022 kg
box construction	FEFCO 0713
tooling ID	171218P03

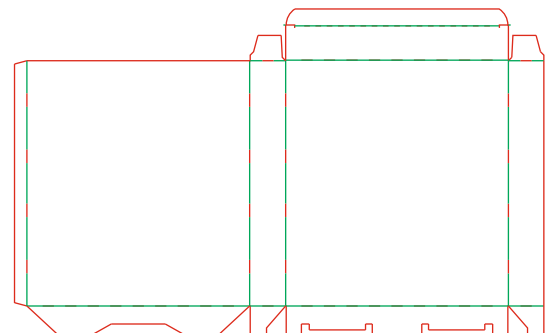


NEW



LF018

cardboard type	400 g/m ²
dimensions	198 x 32 x 218 mm
weight	0,049 kg
box construction	FEFCO 0215
tooling ID	190628J02

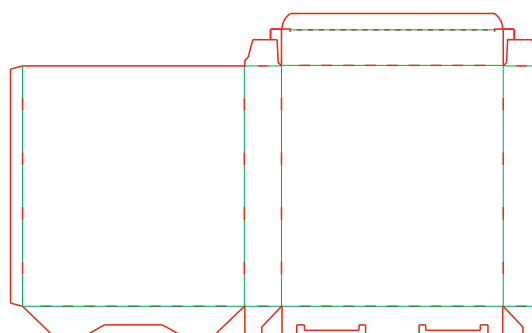


NEW



LF019

cardboard type	400 g/m ²
dimensions	203 x 34 x 220 mm
weight	0,052 kg
box construction	FEFCO 0215
tooling ID	190628J03

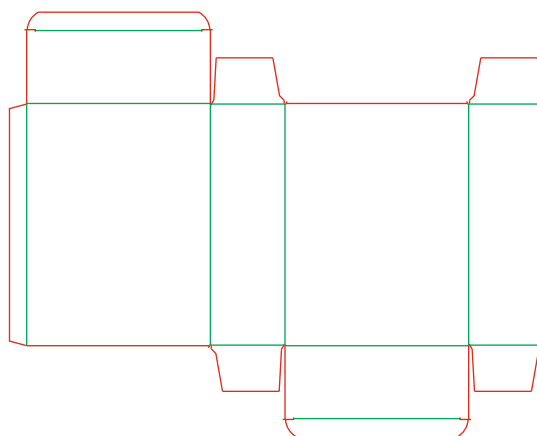



NEW



LF020


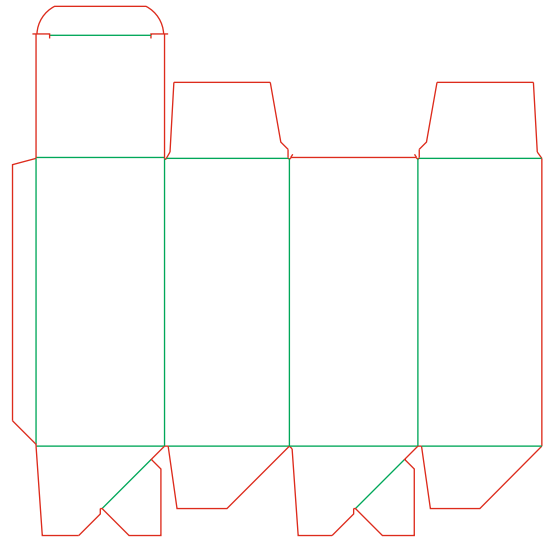
cardboard type	400 g/m ²
dimensions	160 x 65 x 210 mm
weight	0,055 kg
box construction	FEFCO 0211
tooling ID	190913C13





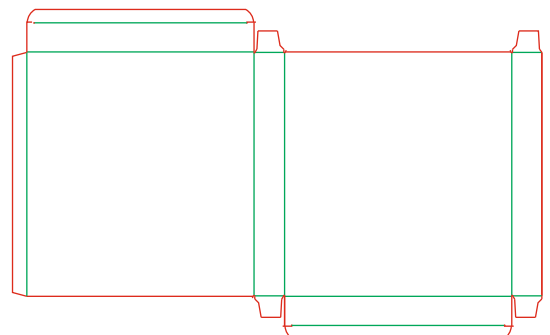
LF021


cardboard type	400 g/m ²
dimensions	70 x 70 x 160 mm
weight	0,026 kg
box construction	FEFCO 0713
tooling ID	190913C15



LF022


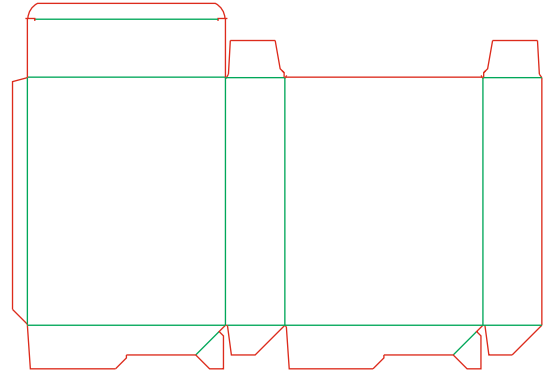
cardboard type	400 g/m ²
dimensions	238 x 32 x 255 mm
weight	0,065 kg
box construction	FEFCO 0211
tooling ID	190913C12





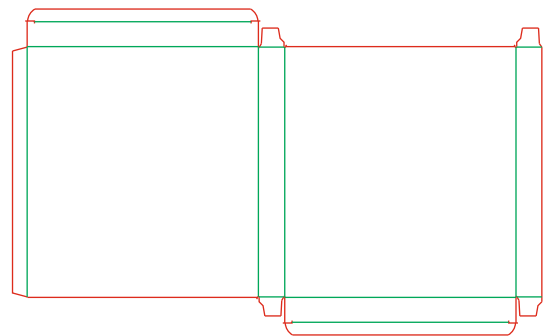
LF023

cardboard type	400 g/m ²
dimensions	200 x 60 x 250 mm
weight	0,068 kg
box construction	FEFCO 0713
tooling ID	190913C03




LF024

cardboard type	400 g/m ²
dimensions	237 x 27 x 256 mm
weight	0,048 kg
box construction	FEFCO 0211
tooling ID	190913C09

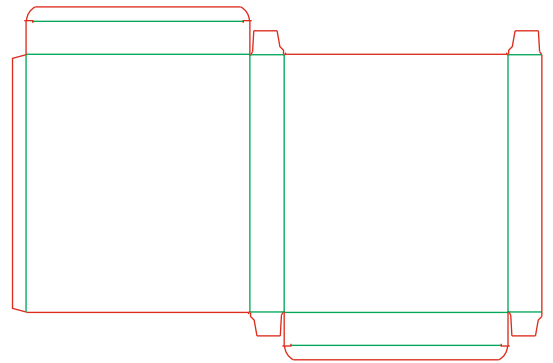


NEW




LF025

cardboard type	400 g/m ²
dimensions	250 x 40 x 285 mm
weight	0,059 kg
box construction	FEFCO 0211
tooling ID	190913C10

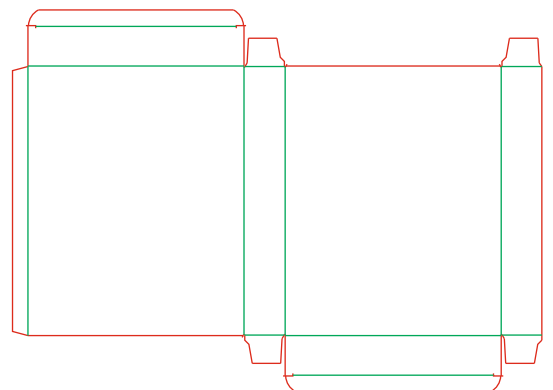


NEW



LF026


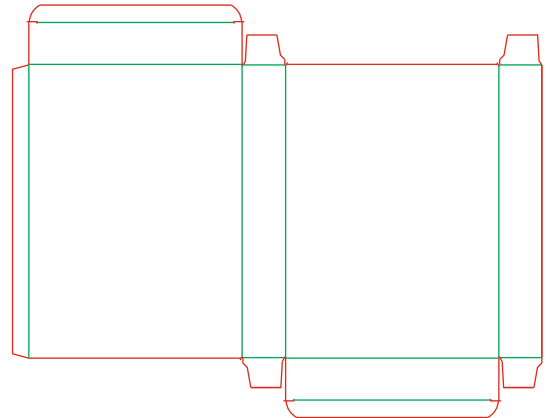
cardboard type	400 g/m ²
dimensions	210 x 40 x 260 mm
weight	0,048 kg
box construction	FEFCO 0211
tooling ID	190913C04





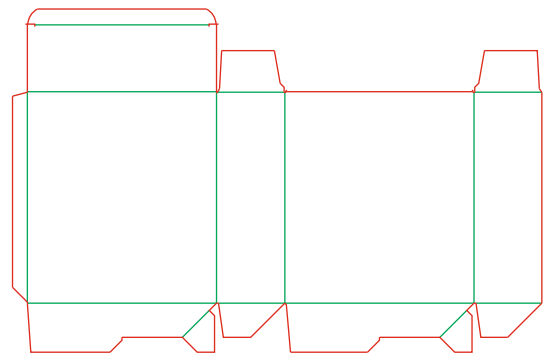
LF027


cardboard type	400 g/m ²
dimensions	195 x 40 x 270 mm
weight	0,046 kg
box construction	FEFCO 0211
tooling ID	190913C01



LF028

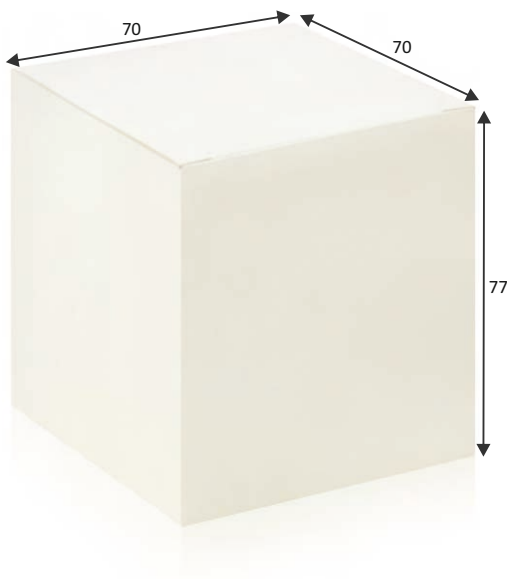
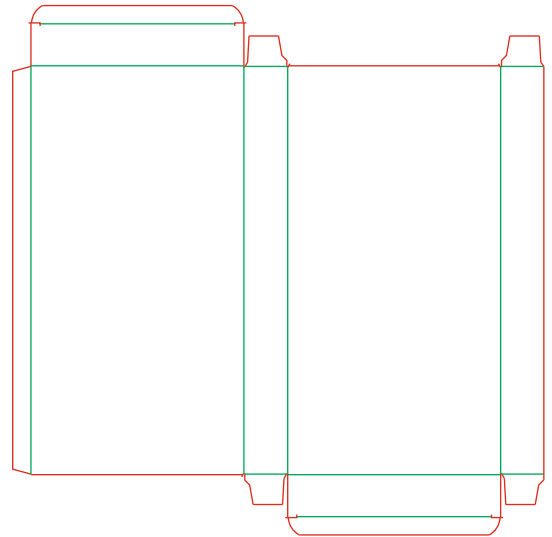
cardboard type	400 g/m ²
dimensions	190 x 70 x 213 mm
weight	0,046 kg
box construction	FEFCO 0713
tooling ID	190913C08





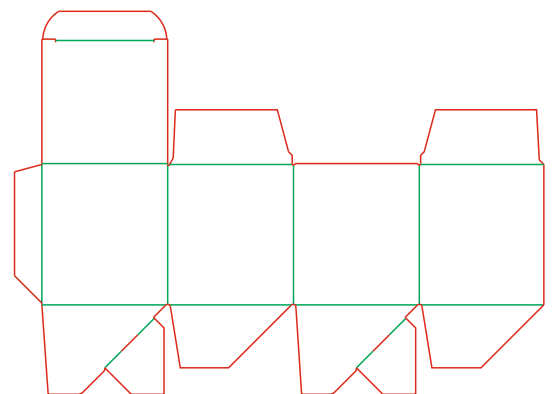
LF029

cardboard type	400 g/m ²
dimensions	175 x 35 x 335 mm
weight	0,067 kg
box construction	FEFCO 0211
tooling ID	190913C11




LF030

cardboard type	400 g/m ²
dimensions	70 x 70 x 77 mm
weight	0,016 kg
box construction	FEFCO 0713
tooling ID	191202I01

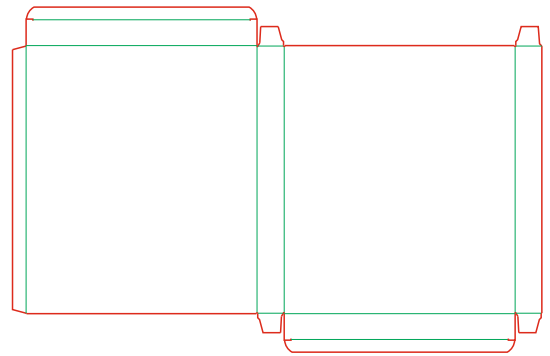


NEW




LF031

cardboard type	400 g/m ²
dimensions	255 x 30 x 295 mm
weight	0,081 kg
box construction	FEFCO 0211
tooling ID	191202I02

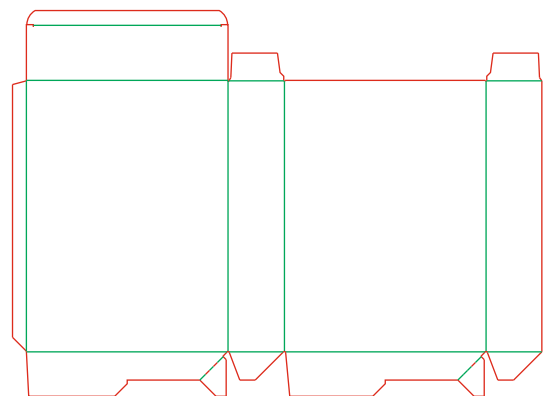


NEW



LF032

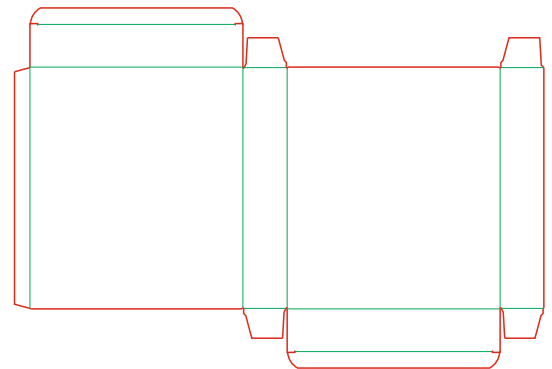
cardboard type	400 g/m ²
dimensions	218 x 60 x 293 mm
weight	0,084 kg
box construction	FEFCO 0713
tooling ID	191127I01





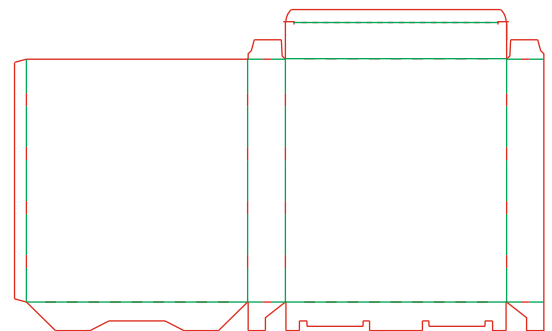
LF033

cardboard type	400 g/m ²
dimensions	207 x 43 x 235 mm
weight	0,049 kg
box construction	FEFCO 0211
tooling ID	191202I03




LF034

cardboard type	400 g/m ²
dimensions	205 x 35 x 225 mm
weight	0,052 kg
box construction	FEFCO 0215
tooling ID	191210J07

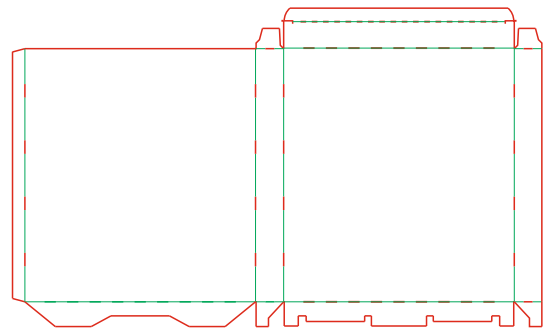


NEW




LF035

cardboard type	400 g/m ²
dimensions	205 x 25 x 225 mm
weight	0,045 kg
box construction	FEFCO 0215
tooling ID	190626J05

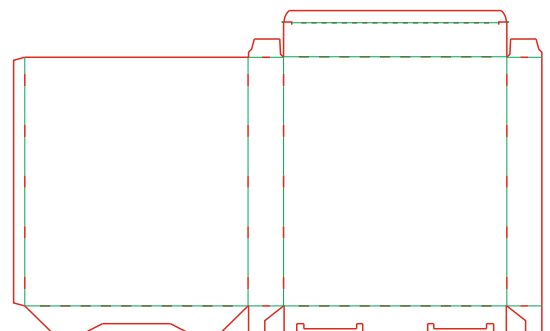


NEW




LF036

cardboard type	400 g/m ²
dimensions	220 x 35 x 245 mm
weight	0,058 kg
box construction	FEFCO 0215
tooling ID	191210J08

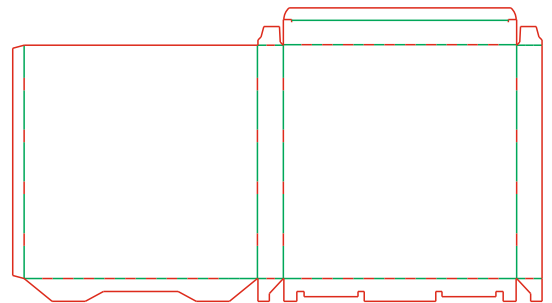


NEW



LF037

cardboard type	400 g/m ²
dimensions	225 x 25 x 225 mm
weight	0,054 kg
box construction	FEFCO 0215
tooling ID	P20010202

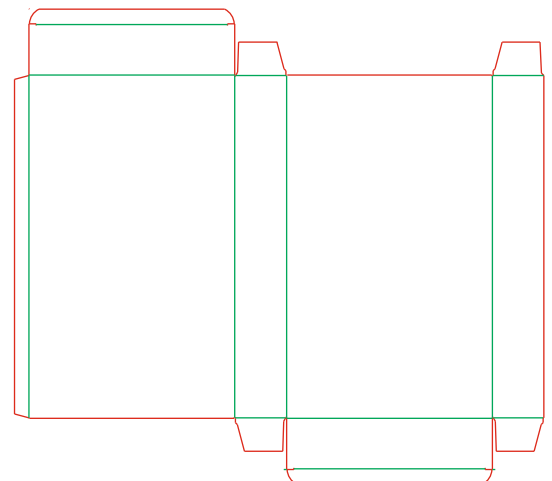



NEW



LF038


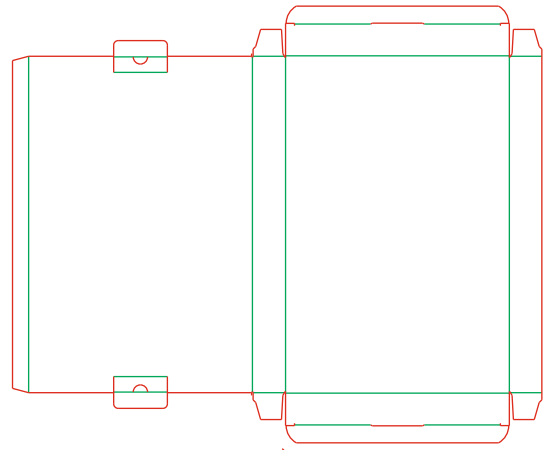
cardboard type	400 g/m ²
dimensions	215 x 55 x 357 mm
weight	0,094 kg
box construction	FEFCO 0211
tooling ID	P20021001





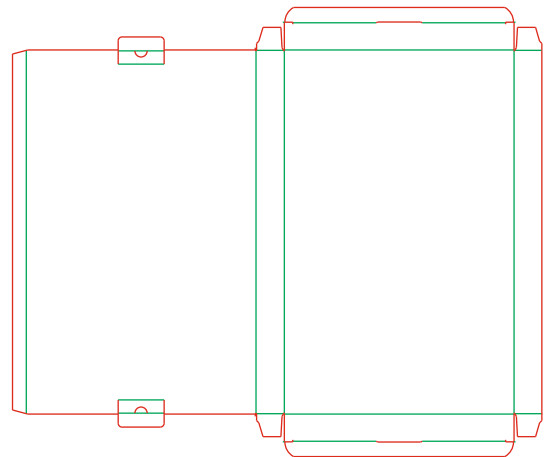
LF039


cardboard type	400 g/m ²
dimensions	250 x 37 x 375 mm
weight	0,103 kg
box construction	FEFCO 0210
tooling ID	P20021209



LF040



cardboard type	400 g/m ²
dimensions	300 x 37 x 475 mm
weight	0,148 kg
box construction	FEFCO 0210
tooling ID	P20021210





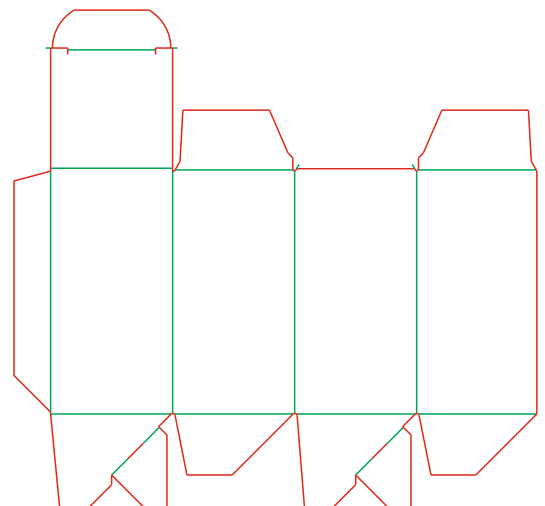
LF041


cardboard type	400 g/m ²
dimensions	83 x 60 x 360 mm
weight	0,051 kg
box construction	FEFCO 0713
tooling ID	P20031212



LF042

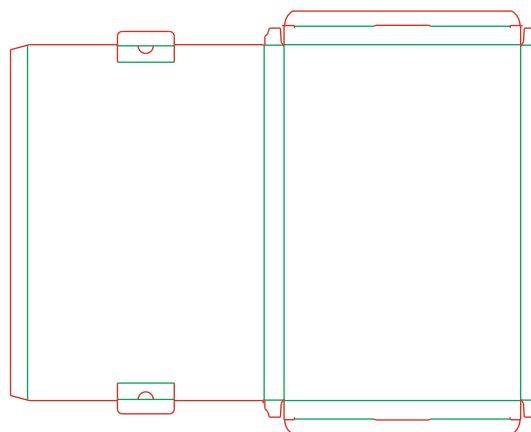
cardboard type	400 g/m ²
dimensions	50 x 50 x 100 mm
weight	0,011 kg
box construction	FEFCO 0713
tooling ID	P20021823





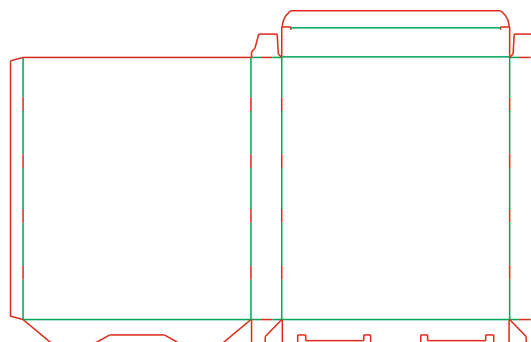
LF043

cardboard type	400 g/m ²
dimensions	250 x 20 x 375 mm
weight	0,091 kg
box construction	FEFCO 0210
tooling ID	




LF044

cardboard type	400 g/m ²
dimensions	200 x 27 x 230 mm
weight	0,050 kg
box construction	FEFCO 0215
tooling ID	190628J04

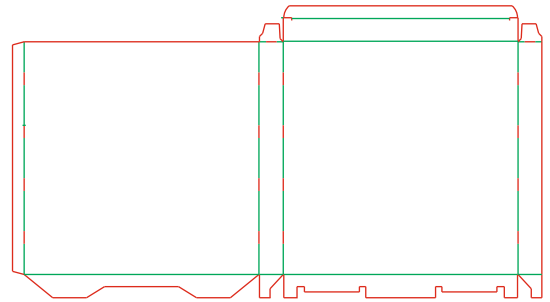


NEW




LF045

cardboard type	400 g/m ²
dimensions	222 x 23 x 220 mm
weight	0,049 kg
box construction	FEFCO 0215
tooling ID	190628J01

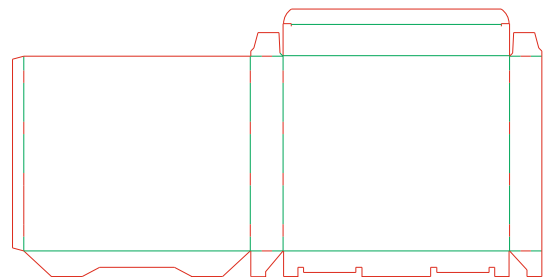


NEW




LF046

cardboard type	400 g/m ²
dimensions	220 x 32 x 190 mm
weight	0,048 kg
box construction	FEFCO 0215
tooling ID	190626J02

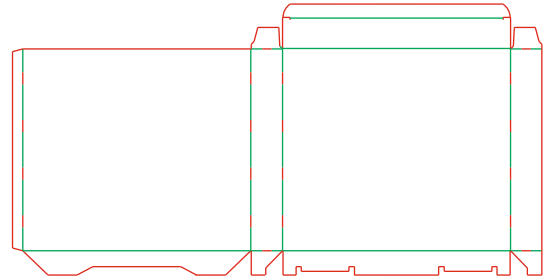


NEW



LF047

cardboard type	400 g/m ²
dimensions	245 x 33 x 217 mm
weight	0,058 kg
box construction	FEFCO 0215
tooling ID	P20092137

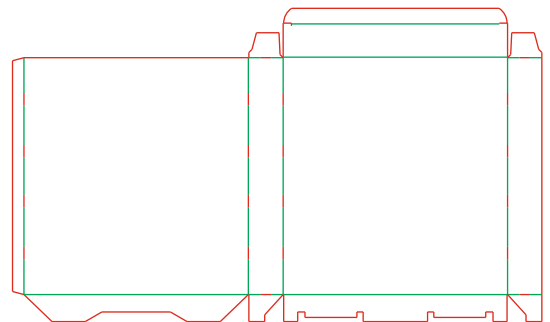


NEW




LF048

cardboard type	400 g/m ²
dimensions	217 x 33 x 228 mm
weight	0,055 kg
box construction	FEFCO 0215
tooling ID	190628J06

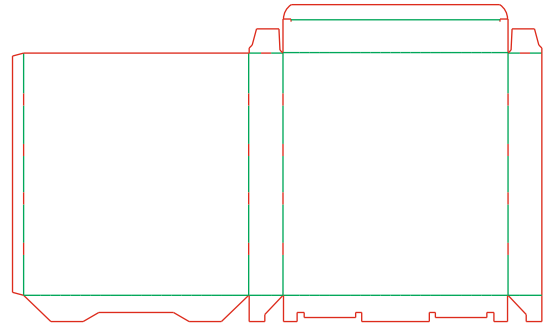


NEW




LF049

cardboard type	400 g/m ²
dimensions	223 x 35 x 240 mm
weight	0,059 kg
box construction	FEFCO 0215
tooling ID	190628J08_N

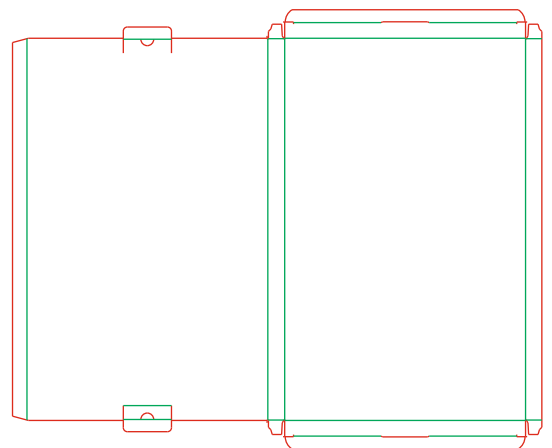


NEW




LF050

cardboard type	400 g/m ²
dimensions	300 x 20 x 475 mm
weight	0,135 kg
box construction	FEFCO 0210
tooling ID	P21020830

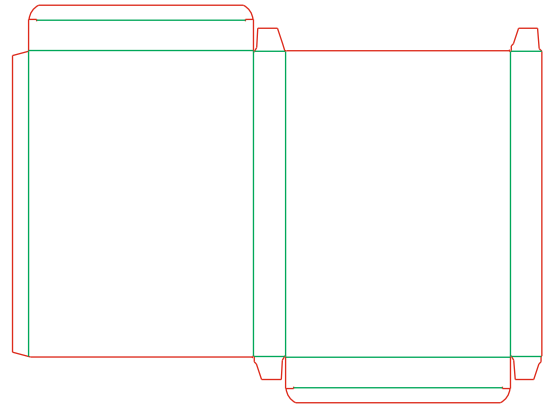


NEW




LF051

cardboard type	400 g/m ²
dimensions	210 x 30 x 285 mm
weight	0,064 kg
box construction	FEFCO 0211
tooling ID	P2105030

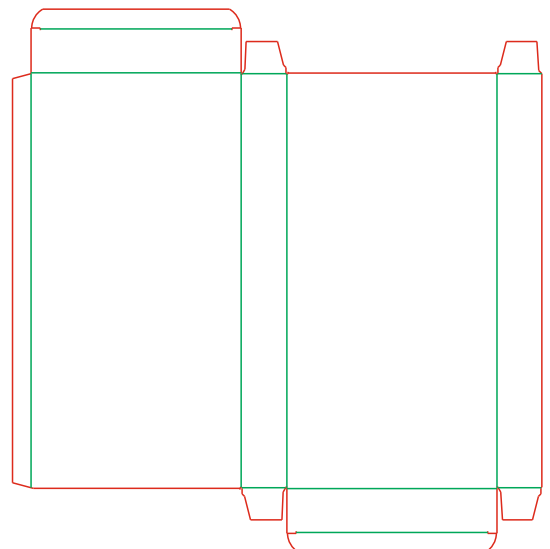


NEW




LF052

cardboard type	400 g/m ²
dimensions	170 x 37 x 335 mm
weight	0,066 kg
box construction	FEFCO 0211
tooling ID	P21052031

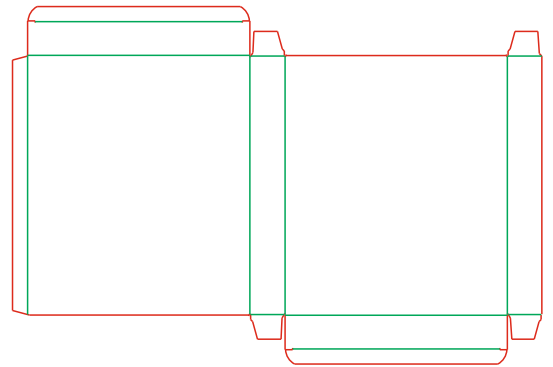


NEW




LF053

cardboard type	400 g/m ²
dimensions	220 x 35 x 258 mm
weight	0,063 kg
box construction	FEFCO 0211
tooling ID	P21052032

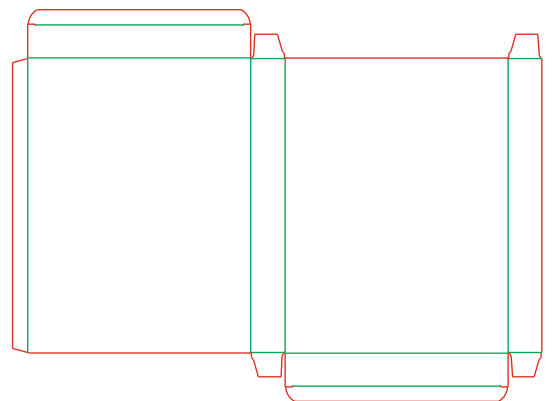



NEW



LF054


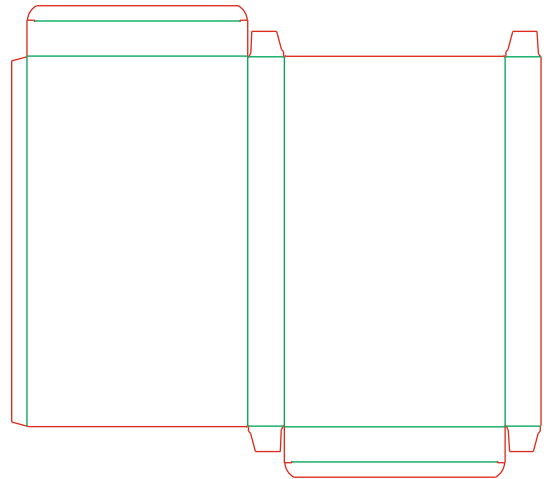
cardboard type	400 g/m ²
dimensions	220 x 35 x 290 mm
weight	0,070 kg
box construction	FEFCO 0211
tooling ID	P21052033





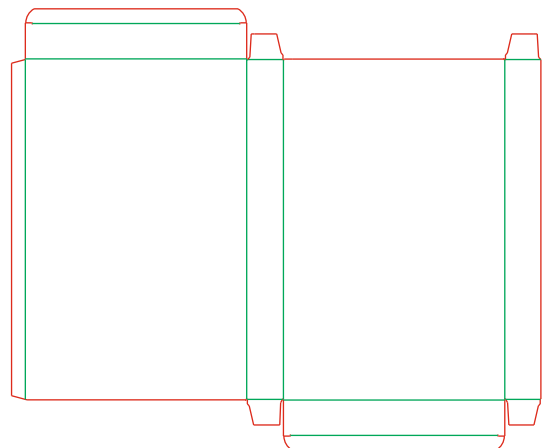
LF055

cardboard type	400 g/m ²
dimensions	217 x 35 x 365 mm
weight	0,085 kg
box construction	FEFCO 0211
tooling ID	P21052034




LF056

cardboard type	400 g/m ²
dimensions	240 x 40 x 372 mm
weight	0,095 kg
box construction	FEFCO 0211
tooling ID	P21052035

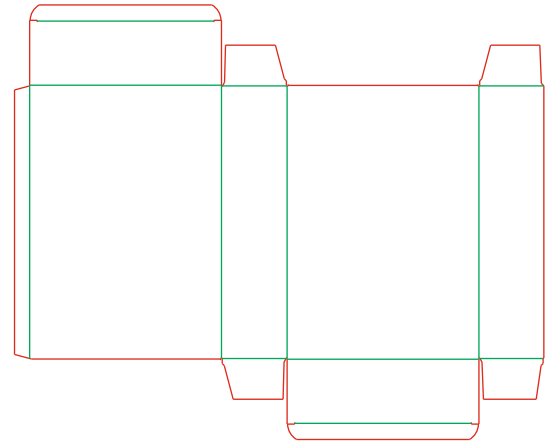


NEW




LF057

cardboard type	400 g/m ²
dimensions	190 x 65 x 270 mm
weight	0,072 kg
box construction	FEFCO 0211
tooling ID	P21052036

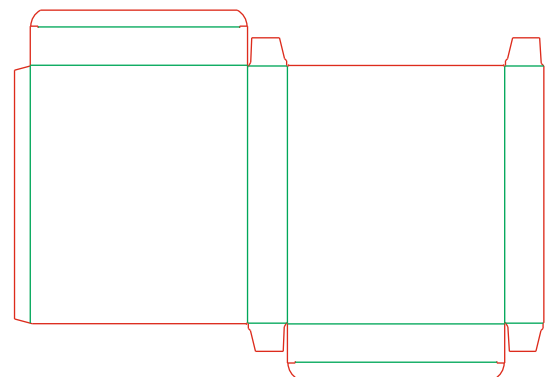


NEW



LF058

cardboard type	400 g/m ²
dimensions	207 x 38 x 245 mm
weight	0,075 kg
box construction	FEFCO 0211
tooling ID	P21052539

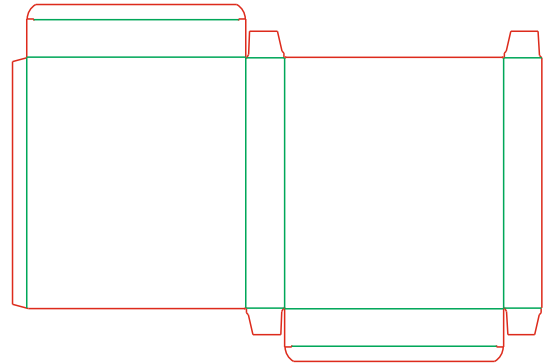


NEW



LF059

cardboard type	400 g/m ²
dimensions	230 x 40 x 365 mm
weight	0,070 kg
box construction	FEFCO 0211
tooling ID	P21052037

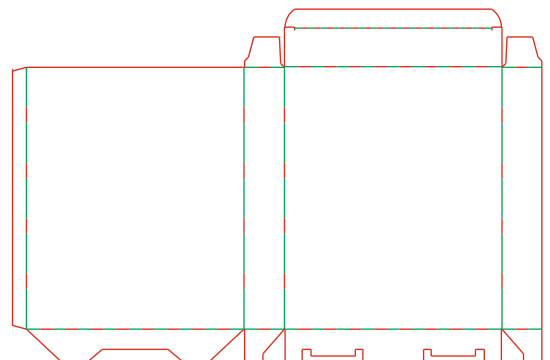



NEW



LF060

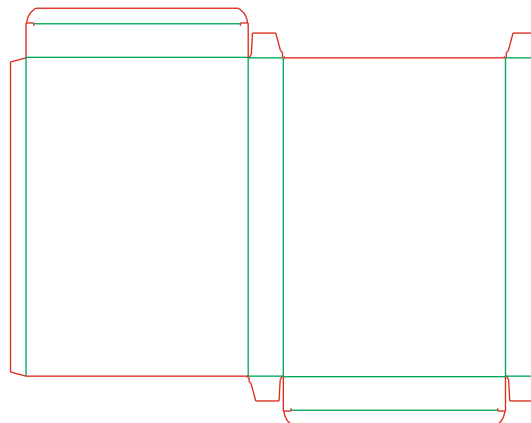
cardboard type	400 g/m ²
dimensions	172 x 32 x 207 mm
weight	0,042 kg
box construction	FEFCO 0215
tooling ID	P21030432





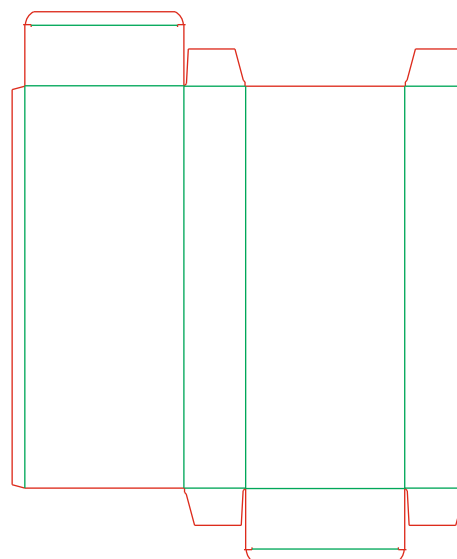
LF061


cardboard type	400 g/m ²
dimensions	215 x 35 x 308 mm
weight	0,044 kg
box construction	FEFCO 0211
tooling ID	P21061760



LF062


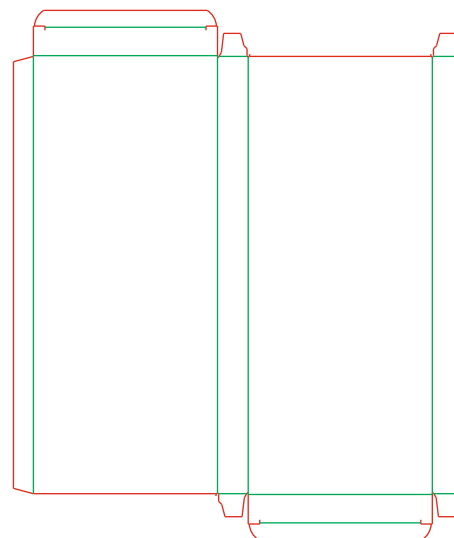
cardboard type	400 g/m ²
dimensions	188 x 73 x 475 mm
weight	0,114 kg
box construction	FEFCO 0211
tooling ID	P073283





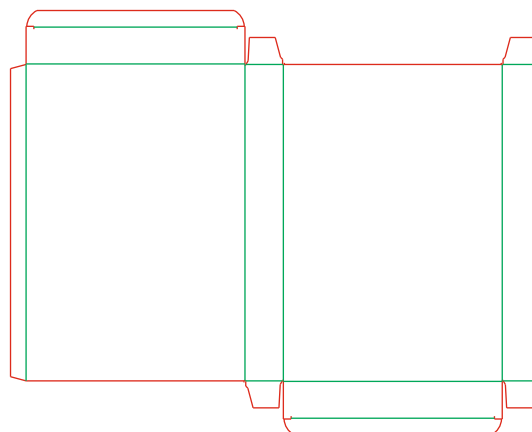
LF063


cardboard type	400 g/m ²
dimensions	120 x 20 x 285 mm
weight	0,037 kg
box construction	FEFCO 0211
tooling ID	P21061762



LF064


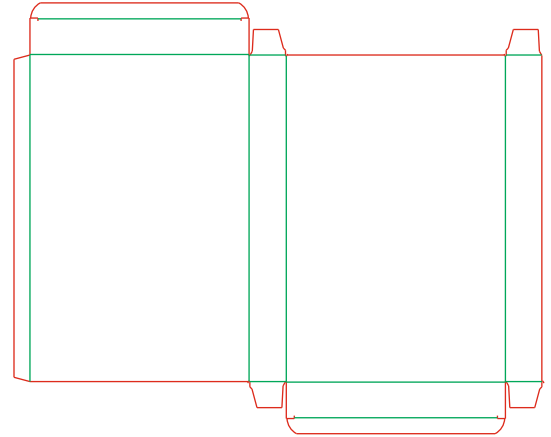
cardboard type	400 g/m ²
dimensions	210 x 37 x 305 mm
weight	0,071 kg
box construction	FEFCO 0211
tooling ID	P21061763





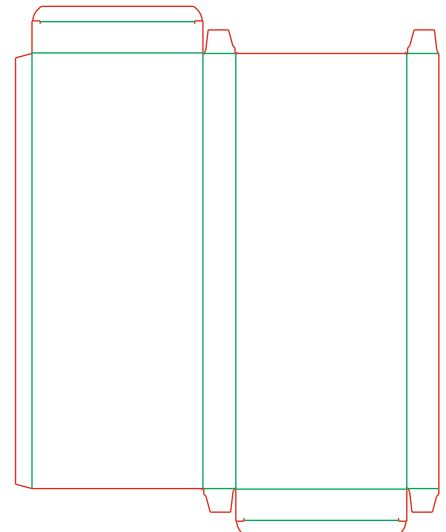
LF065

cardboard type	400 g/m ²
dimensions	205 x 35 x 307 mm
weight	0,069 kg
box construction	FEFCO 0211
tooling ID	P21061764




LF066

cardboard type	400 g/m ²
dimensions	155 x 30 x 400 mm
weight	0,068 kg
box construction	FEFCO 0211
tooling ID	P21062361

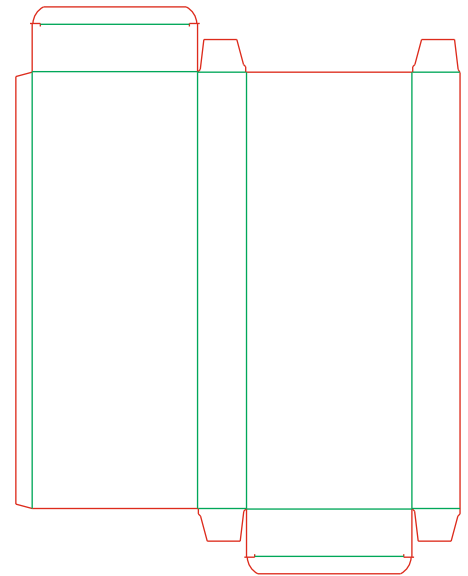


NEW



LF067

cardboard type	400 g/m ²
dimensions	150 x 45 x 400 mm
weight	0,075 kg
box construction	FEFCO 0211
tooling ID	P073289

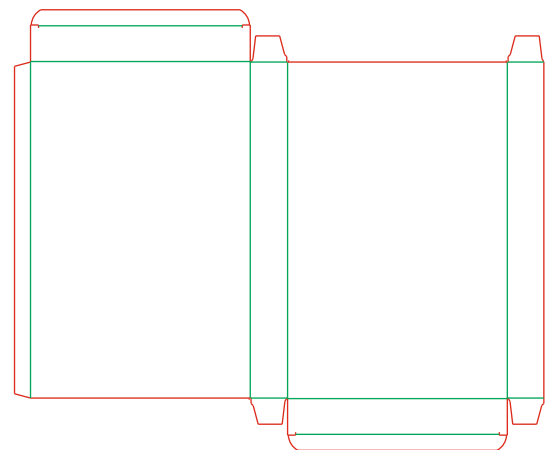


NEW



LF068


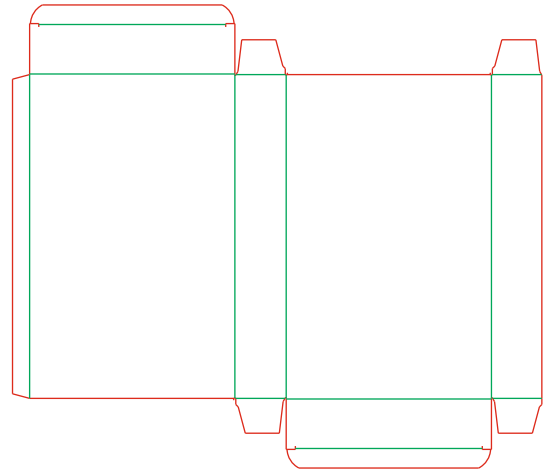
cardboard type	400 g/m ²
dimensions	205 x 35 x 315 mm
weight	0,071 kg
box construction	FEFCO 0211
tooling ID	P21061767





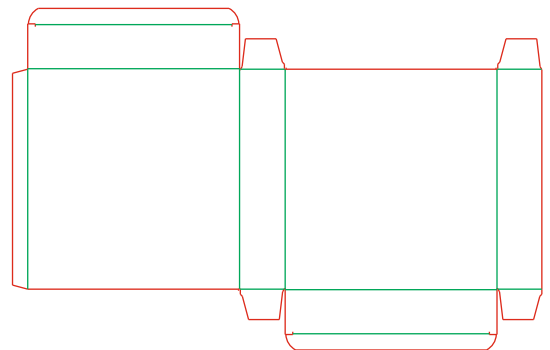
LF069

cardboard type	400 g/m ²
dimensions	168 x 42 x 265 mm
weight	0,054 kg
box construction	FEFCO 0211
tooling ID	P21061769




LF070

cardboard type	400 g/m ²
dimensions	210 x 45 x 220 mm
weight	0,056 kg
box construction	FEFCO 0211
tooling ID	P21061768

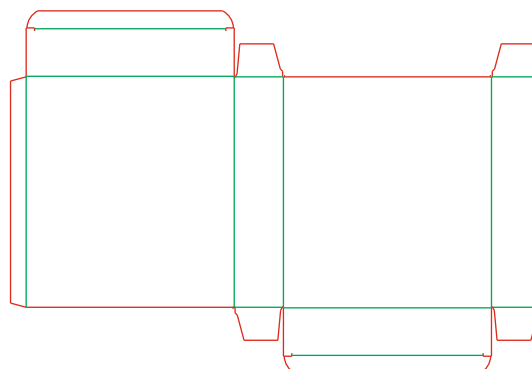


NEW




LF071

cardboard type	400 g/m ²
dimensions	185 x 45 x 205 mm
weight	0,048 kg
box construction	FEFCO 0211
tooling ID	P21061770

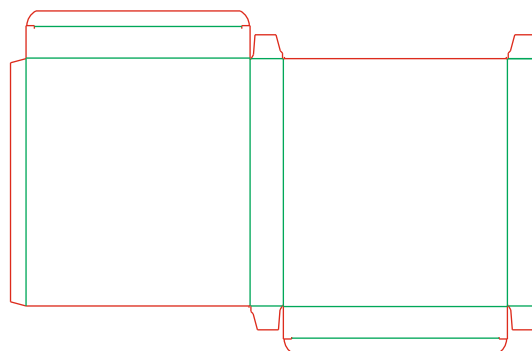


NEW



LF072


cardboard type	400 g/m ²
dimensions	200 x 30 x 225 mm
weight	0,050 kg
box construction	FEFCO 0211
tooling ID	P21061862






LF073

cardboard type	400 g/m ²
dimensions	158 x 35 x 463 mm
weight	0,079 kg
box construction	FEFCO 0211
tooling ID	P21061863



LF074


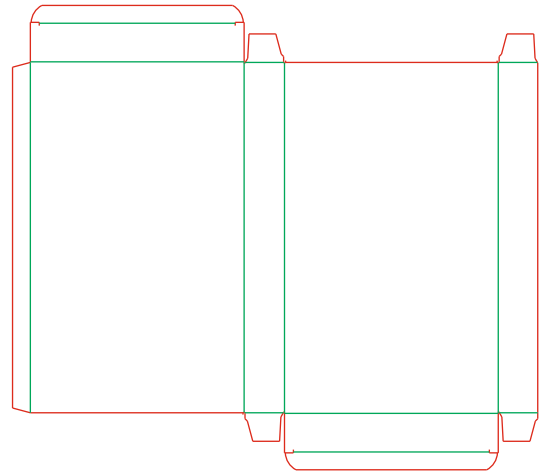
cardboard type	400 g/m ²
dimensions	115 x 40 x 530 mm
weight	0,075 kg
box construction	FEFCO 0211
tooling ID	P21061864





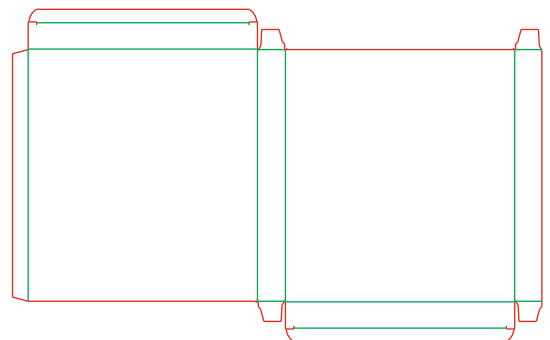
LF075

cardboard type	400 g/m ²
dimensions	180 x 35 x 295 mm
weight	0,060 kg
box construction	FEFCO 0211
tooling ID	P21061865



LF076

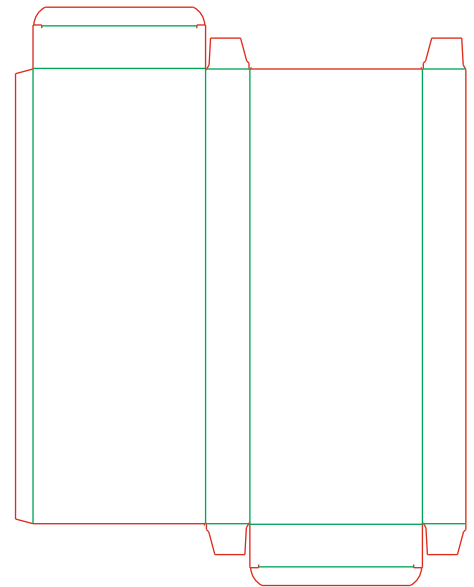
cardboard type	400 g/m ²
dimensions	205 x 25 x 225 mm
weight	0,048 kg
box construction	FEFCO 0211
tooling ID	P21061866





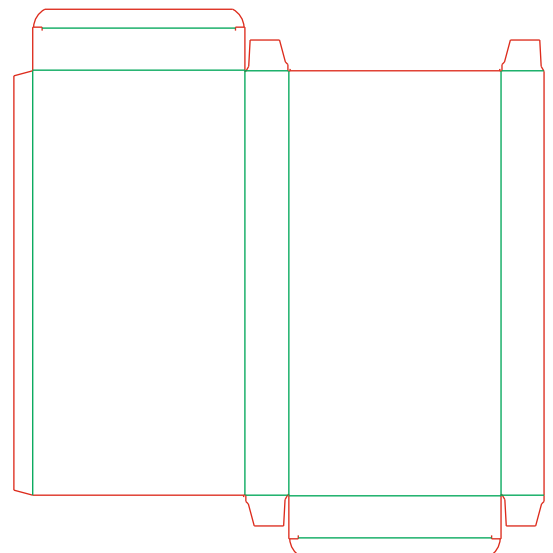
LF077

cardboard type	400 g/m ²
dimensions	148 x 38 x 390 mm
weight	0,068 kg
box construction	FEFCO 0211
tooling ID	P21061867



LF078

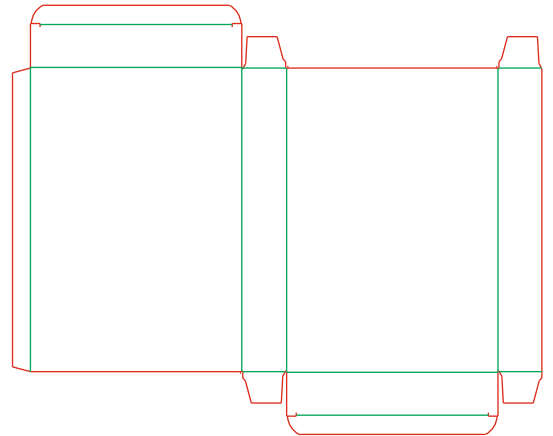
cardboard type	400 g/m ²
dimensions	170 x 35 x 340 mm
weight	0,065 kg
box construction	FEFCO 0211
tooling ID	P21061868





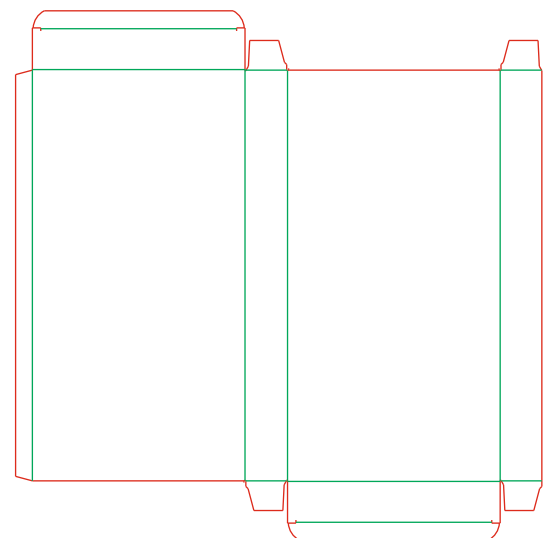
LF079


cardboard type	400 g/m ²
dimensions	165 x 35 x 237 mm
weight	0,046 kg
box construction	FEFCO 0211
tooling ID	P21062160



LF080


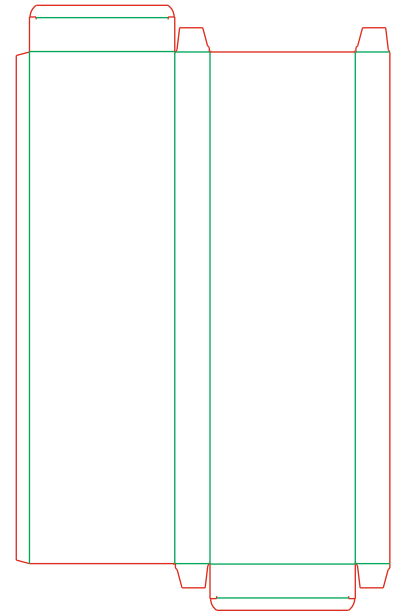
cardboard type	400 g/m ²
dimensions	190 x 38 x 368 mm
weight	0,078 kg
box construction	FEFCO 0211
tooling ID	P21062161





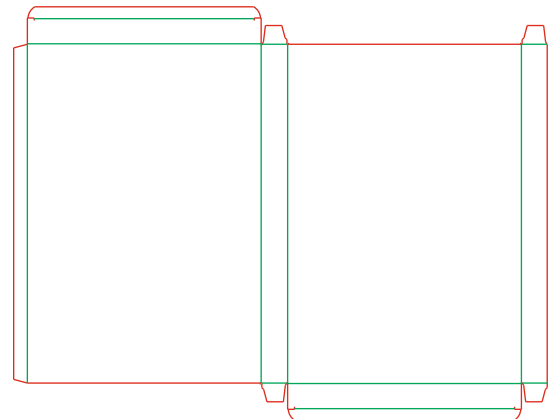
LF081


cardboard type	400 g/m ²
dimensions	165 x 40 x 580 mm
weight	0,106 kg
box construction	FEFCO 0211
tooling ID	P21062261



LF082

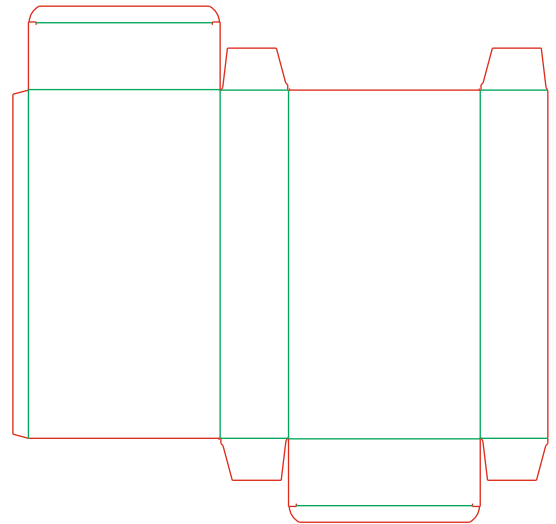
cardboard type	400 g/m ²
dimensions	255 x 30 x 370 mm
weight	0,095 kg
box construction	FEFCO 0211
tooling ID	P21062364





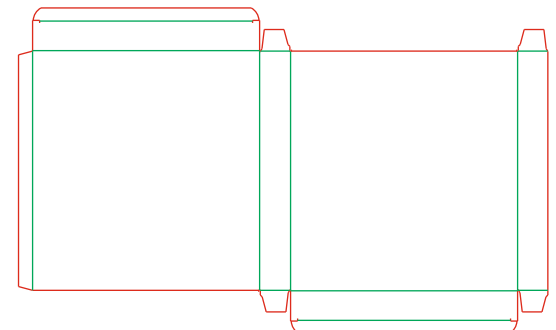
LF083


cardboard type	400 g/m ²
dimensions	185 x 65 x 337 mm
weight	0,085 kg
box construction	FEFCO 0211
tooling ID	P21062468



LF084


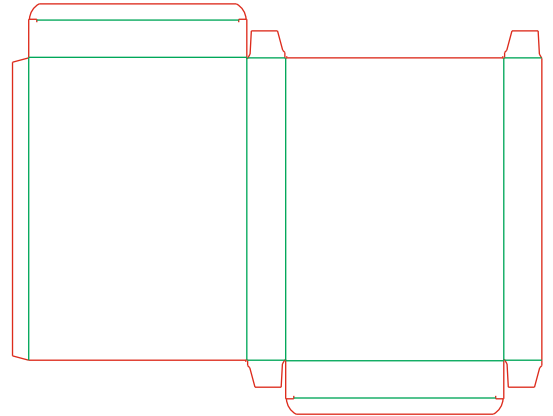
cardboard type	400 g/m ²
dimensions	240 x 35 x 255 mm
weight	0,067 kg
box construction	FEFCO 0211
tooling ID	P21062472





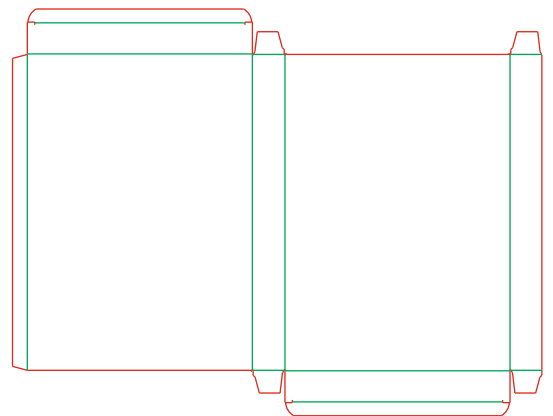
LF085

cardboard type	400 g/m ²
dimensions	200 x 35 x 280 mm
weight	0,064 kg
box construction	FEFCO 0211
tooling ID	P21062561



LF086


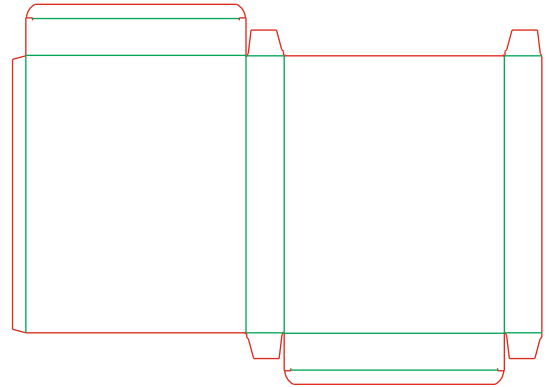
cardboard type	400 g/m ²
dimensions	230 x 35 x 320 mm
weight	0,078 kg
box construction	FEFCO 0211
tooling ID	P21062562





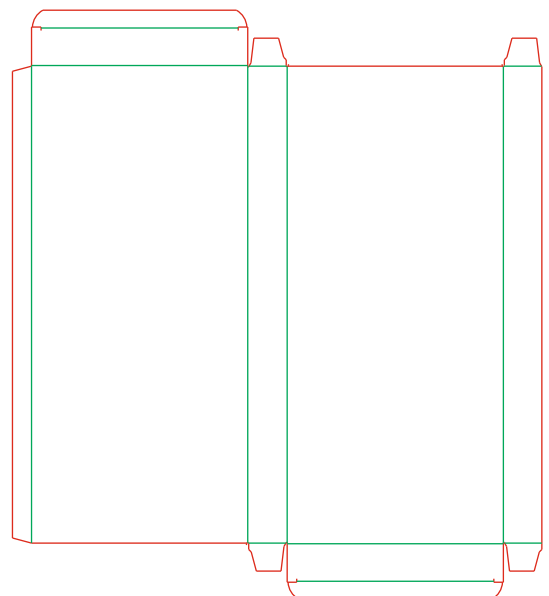
LF087

cardboard type	400 g/m ²
dimensions	248 x 43 x 313 mm
weight	0,086 kg
box construction	FEFCO 0211
tooling ID	P21062362



LF088

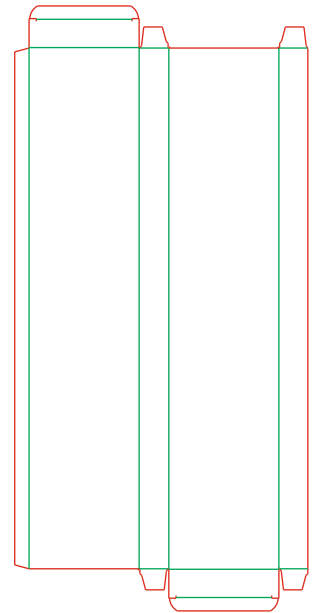
cardboard type	400 g/m ²
dimensions	170 x 30 x 375 mm
weight	0,069 kg
box construction	FEFCO 0211
tooling ID	P21062363





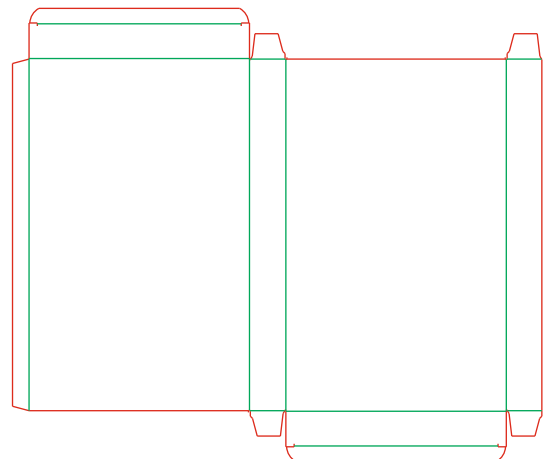
LF089

cardboard type	400 g/m ²
dimensions	115 x 30 x 545 mm
weight	0,070 kg
box construction	FEFCO 0211
tooling ID	P21062461



LF090


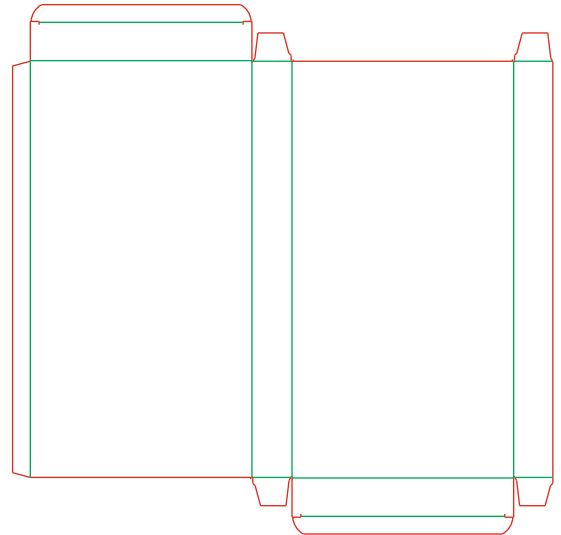
cardboard type	400 g/m ²
dimensions	200 x 33 x 320 mm
weight	0,069 kg
box construction	FEFCO 0211
tooling ID	P21062463





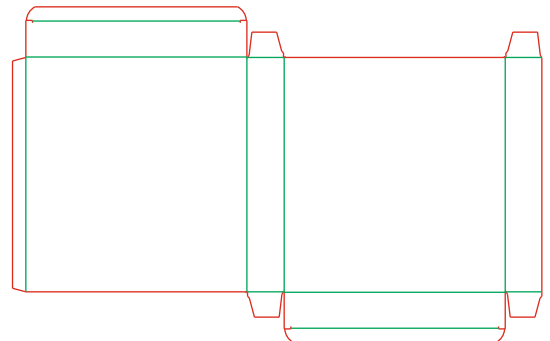
LF091

cardboard type	400 g/m ²
dimensions	188 x 35 x 353 mm
weight	0,072 kg
box construction	FEFCO 0211
tooling ID	P21062464




LF092

cardboard type	400 g/m ²
dimensions	250 x 42 x 265 mm
weight	0,060 kg
box construction	FEFCO 0211
tooling ID	P21062467

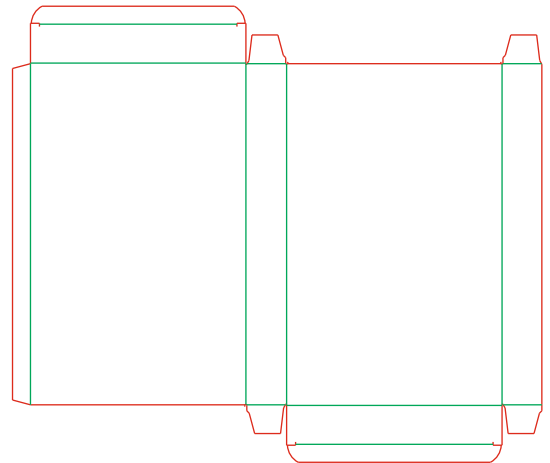


NEW




LF093

cardboard type	400 g/m ²
dimensions	180 x 35 x 285 mm
weight	0,057 kg
box construction	FEFCO 0211
tooling ID	P21062469

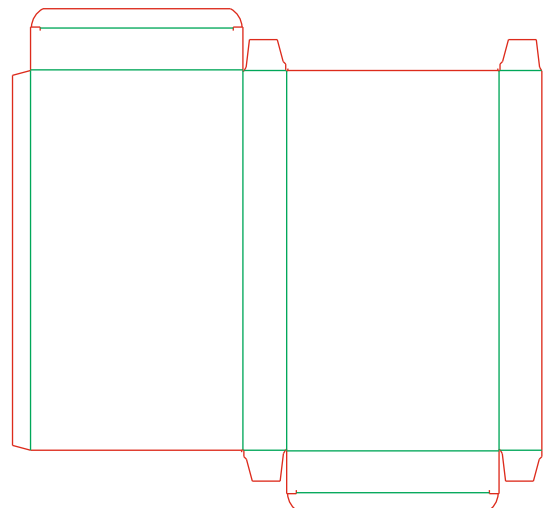


NEW




LF094

cardboard type	400 g/m ²
dimensions	165 x 33 x 295 mm
weight	0,056 kg
box construction	FEFCO 0211
tooling ID	P21062470

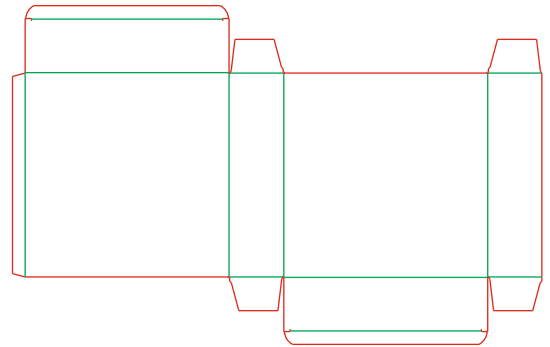


NEW




LF095

cardboard type	400 g/m ²
dimensions	240 x 65 x 243 mm
weight	0,078 kg
box construction	FEFCO 0211
tooling ID	P21062471

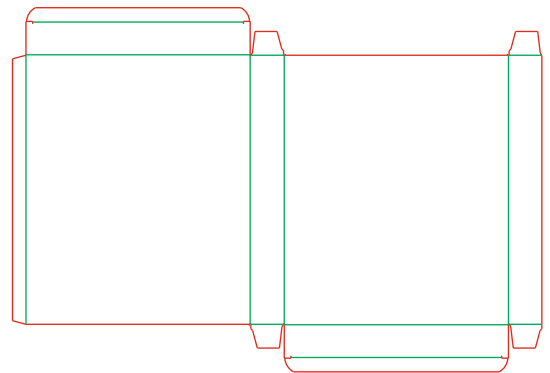


NEW



LF096

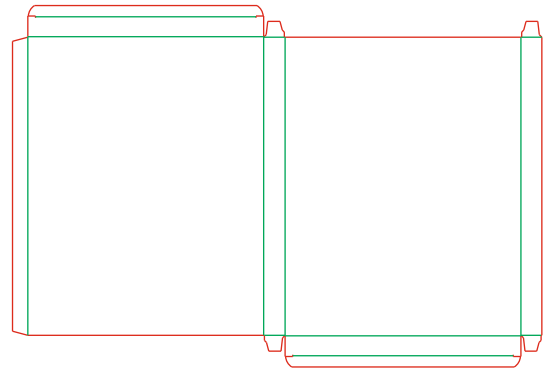
cardboard type	400 g/m ²
dimensions	250 x 38 x 300 mm
weight	0,081 kg
box construction	FEFCO 0211
tooling ID	P21062564





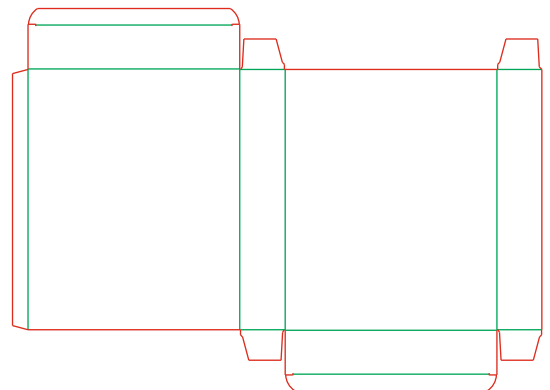
LF097


cardboard type	400 g/m ²
dimensions	230 x 20 x 290 mm
weight	0,065 kg
box construction	FEFCO 0211
tooling ID	P21071461



LF098

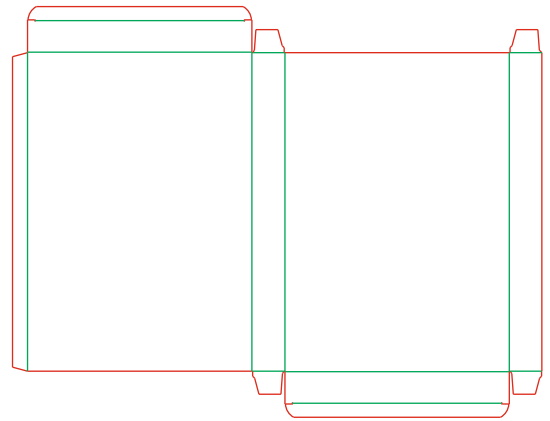
cardboard type	400 g/m ²
dimensions	205 x 43 x 253 mm
weight	0,062 kg
box construction	FEFCO 0211
tooling ID	P21071462





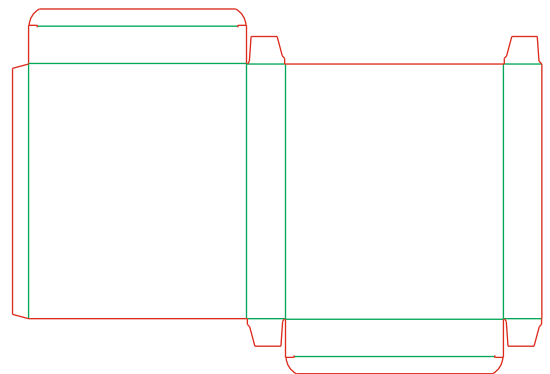
LF099

cardboard type	400 g/m ²
dimensions	225 x 30 x 320 mm
weight	0,075 kg
box construction	FEFCO 0211
tooling ID	P21071463




LF0100

cardboard type	400 g/m ²
dimensions	190 x 35 x 223 mm
weight	0,048 kg
box construction	FEFCO 0211
tooling ID	P21071464

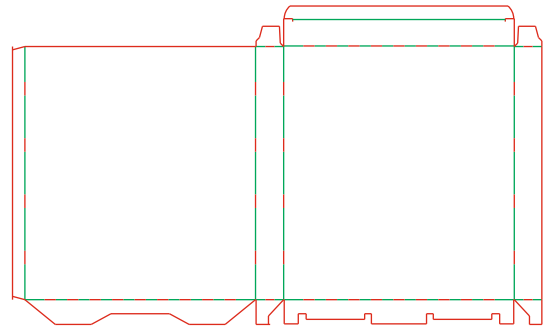


NEW




LF101

cardboard type	400 g/m ²
dimensions	205 x 25 x 225 mm
weight	0,048 kg
box construction	FEFCO 0215
tooling ID	190626J05

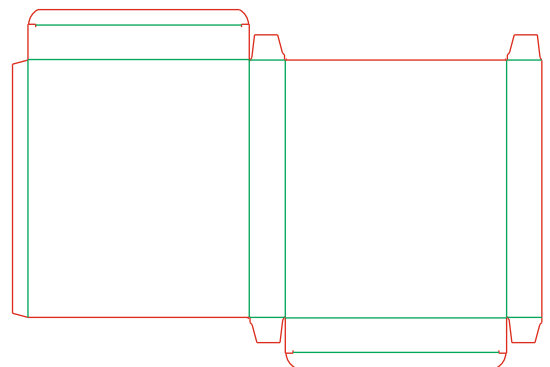


NEW



LF0102


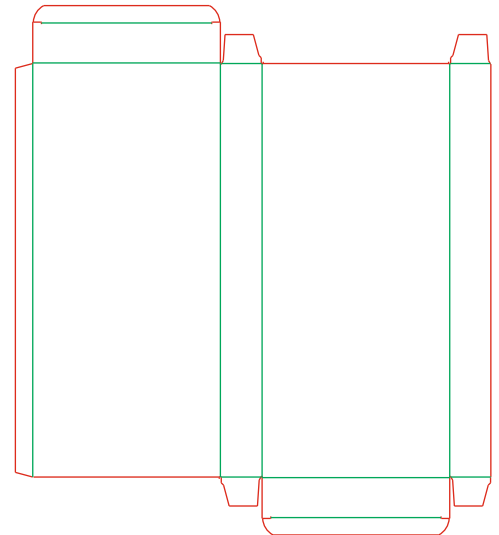
cardboard type	400 g/m ²
dimensions	215 x 34 x 250 mm
weight	0,060 kg
box construction	FEFCO 0211
tooling ID	P21062466





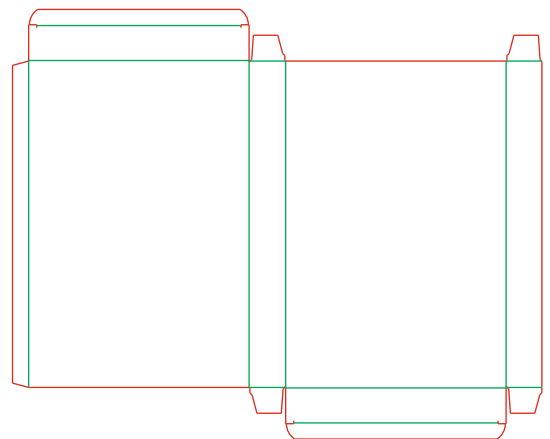
LF103

cardboard type	400 g/m ²
dimensions	162 x 35 x 358 mm
weight	0,040 kg
box construction	FEFCO 0211
tooling ID	P22060705




LF0104

cardboard type	400 g/m ²
dimensions	205 x 35 x 305 mm
weight	0,068 kg
box construction	FEFCO 0211
tooling ID	P22111560




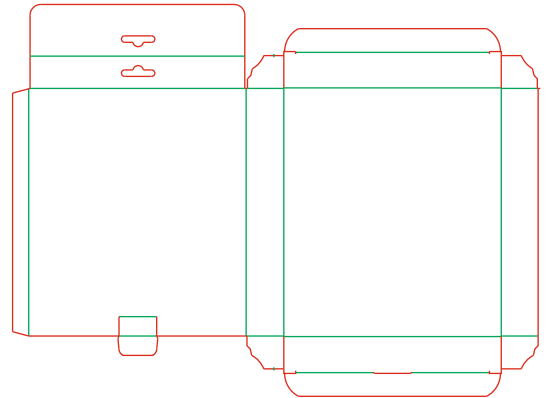


SOLID BOARD BOXES HANGERS



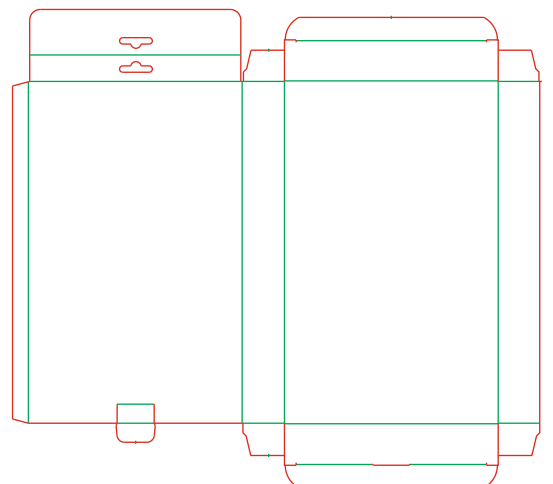
LH001


cardboard type	400 g/m ²
dimensions	202 x 34 x 230 mm
weight	0,065 kg
box construction	FEFCO 0210
tooling ID	140616W07



LH002

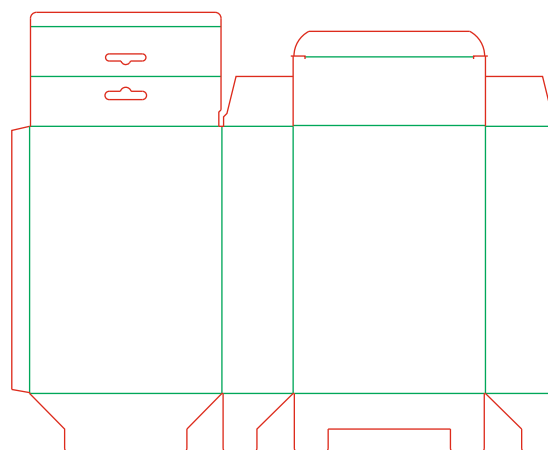
cardboard type	400 g/m ²
dimensions	202 x 40 x 323 mm
weight	0,082 kg
box construction	FEFCO 0210
tooling ID	140616W08





LH003

cardboard type	400 g/m ²
dimensions	162 x 60 x 225 mm
weight	0,045 kg
box construction	FEFCO 0215
tooling ID	151126H2

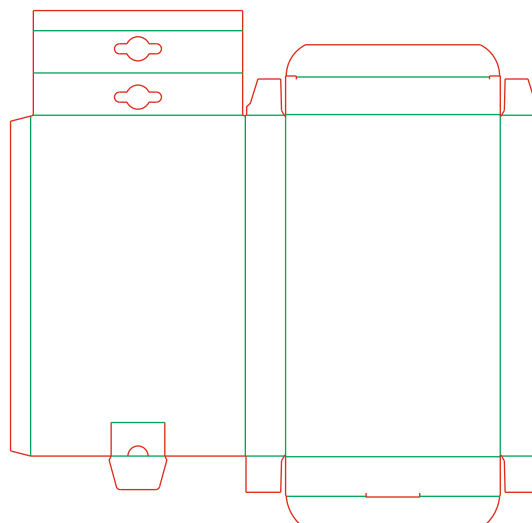


NEW




LH004

cardboard type	400 g/m ²
dimensions	160 x 30 x 255 mm
weight	0,052 kg
box construction	FEFCO 0210
tooling ID	190917M06

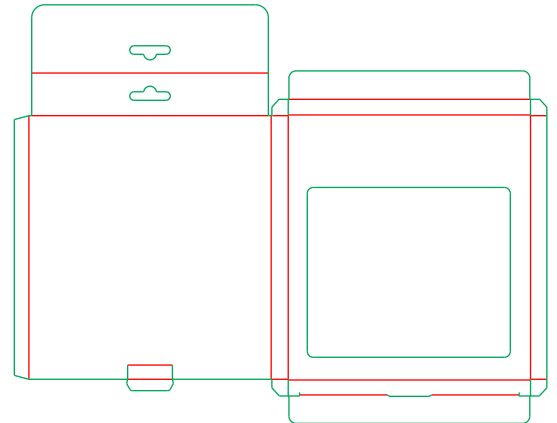


NEW



LH005


cardboard type	400 g/m ²
dimensions	170 x 12 x 187 mm
weight	0,023 kg
box construction	FEFCO 0210
tooling ID	P23052461






SOLID BOARD BOXES SLEEVES


LS001




cardboard type	400 g/m ²
dimensions	75 x 20 x 140 mm
weight	0,012 kg
box construction	FEFCO 0501
tooling ID	130220B07




LS002



cardboard type	400 g/m ²
dimensions	80 x 32 x 140 mm
weight	0,015 kg
box construction	FEFCO 0501
tooling ID	150304C12



LS003




cardboard type	400 g/m ²
dimensions	139 x 78 x 95 mm
weight	0,017 kg
box construction	FEFCO 0501
tooling ID	120928Z02



LS004




cardboard type	400 g/m ²
dimensions	70 x 25 x 150 mm
weight	0,012 kg
box construction	FEFCO 0501
tooling ID	141001T02




LS005



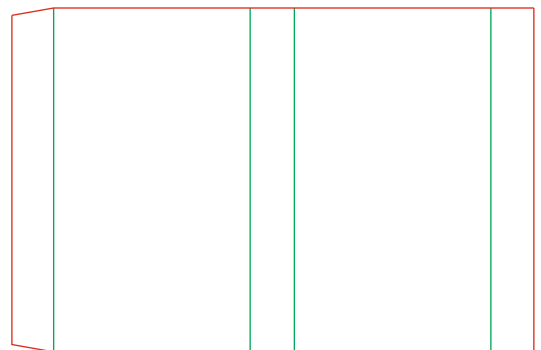
cardboard type	400 g/m ²
dimensions	90 x 15 x 120 mm
weight	0,010 kg
box construction	FEFCO 0501
tooling ID	141001T03




LS006





cardboard type	400 g/m ²
dimensions	80 x 18 x 140 mm
weight	0,011 kg
box construction	FEFCO 0501
tooling ID	150304C09






LS007

cardboard type	400 g/m ²
dimensions	80 x 25 x 140 mm
weight	0,013 kg
box construction	FEFCO 0501
tooling ID	150304C10



LS008



cardboard type	400 g/m ²
dimensions	97 x 43 x 150 mm
weight	0,017 kg
box construction	FEFCO 0501
tooling ID	150304C11





LS009

cardboard type	400 g/m ²
dimensions	330 x 154 x 261 mm
weight	0,108 kg
box construction	FEFCO 0501
tooling ID	150728W07




LS010

cardboard type	400 g/m ²
dimensions	330 x 167 x 261 mm
weight	0,105 kg
box construction	FEFCO 0501
tooling ID	151117W01




SOLID BOARD BOXES - SLEEVES



LS011


cardboard type	400 g/m ²
dimensions	80 x 24 x 140 mm
weight	0,008 kg
box construction	FEFCO 0501
tooling ID	130208K02



LS012


cardboard type	400 g/m ²
dimensions	210 x 110 x 240 mm
weight	0,046 kg
box construction	FEFCO 0501
tooling ID	170327F04






LS013

cardboard type	400 g/m ²
dimensions	238 x 97 x 410 mm
weight	0,114 kg
box construction	FEFCO 0501
tooling ID	190207C06



LS014



cardboard type	400 g/m ²
dimensions	280 x 130 x 433 mm
weight	0,146 kg
box construction	FEFCO 0501
tooling ID	190207C12






LS015

cardboard type	400 g/m ²
dimensions	238 x 87 x 408 mm
weight	0,110 kg
box construction	FEFCO 0501
tooling ID	190207C08



LS016


cardboard type	400 g/m ²
dimensions	240 x 102 x 352 mm
weight	0,099 kg
box construction	FEFCO 0501
tooling ID	190207C14






LS017

cardboard type	400 g/m ²
dimensions	312 x 125 x 503 mm
weight	0,182 kg
box construction	FEFCO 0501
tooling ID	190207C10




LS018

cardboard type	400 g/m ²
dimensions	212 x 107 x 422 mm
weight	0,110 kg
box construction	FEFCO 0501
tooling ID	190207C16





SOLID BOARD BOXES - SLEEVES



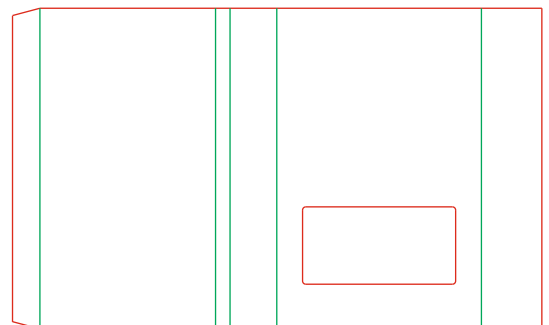
LS019


cardboard type	400 g/m ²
dimensions	285 x 110 x 420 mm
weight	0,139 kg
box construction	FEFCO 0501
tooling ID	190207C18



LS020


cardboard type	400 g/m ²
dimensions	127 x 38 x 200 mm
weight	0,023 kg
box construction	FEFCO 0501
tooling ID	P20051120






LS021

cardboard type	400 g/m ²
dimensions	70 x 20 x 152 mm
weight	0,11 kg
box construction	FEFCO 0501
tooling ID	P20062230



LS022

cardboard type	400 g/m ²
dimensions	70 x 25 x 152 mm
weight	0,012 kg
box construction	FEFCO 0501
tooling ID	P20062231




SOLID BOARD BOXES - SLEEVES




LS023


cardboard type	400 g/m ²
dimensions	70 x 30 x 125 mm
weight	0,014 kg
box construction	FEFCO 0501
tooling ID	P20062232



LS024


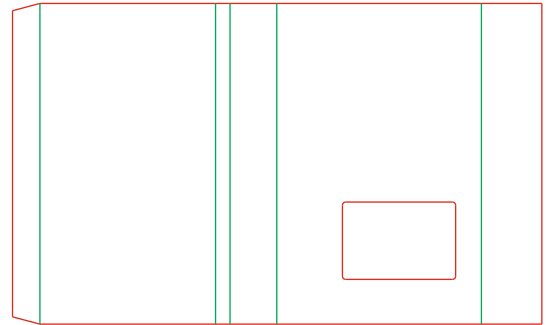
cardboard type	400 g/m ²
dimensions	70 x 40 x 125 mm
weight	0,014 kg
box construction	FEFCO 0501
tooling ID	P20062233





LS025

cardboard type	400 g/m ²
dimensions	127/109 x 38 x 199 mm
weight	0,024 kg
box construction	FEFCO 0501
tooling ID	P20101921




LS026

cardboard type	400 g/m ²
dimensions	120 x 20 x 60 mm
weight	0,006 kg
box construction	FEFCO 0501
tooling ID	P20122260



NEW

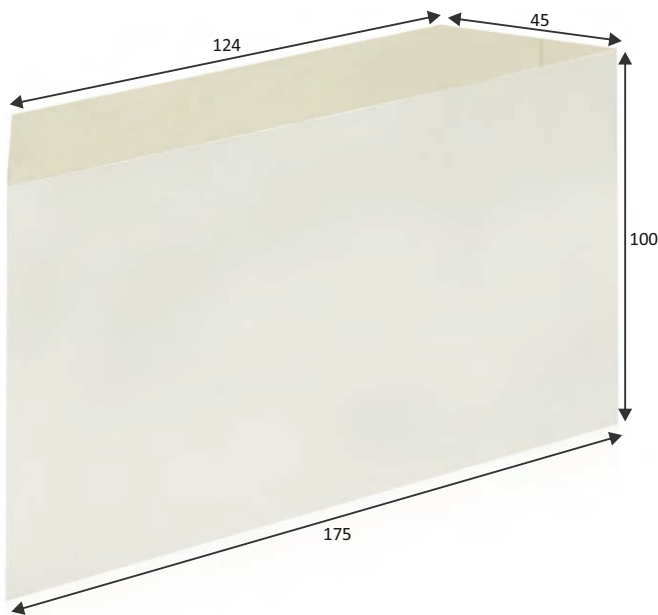


LS027

cardboard type	400 g/m ²
dimensions	605 x 605 x 700 mm
weight	0,300 kg
box construction	FEFCO 0501
tooling ID	P21042061

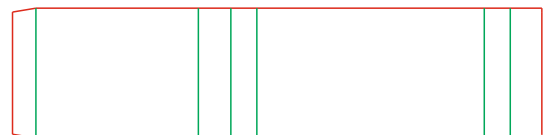


NEW

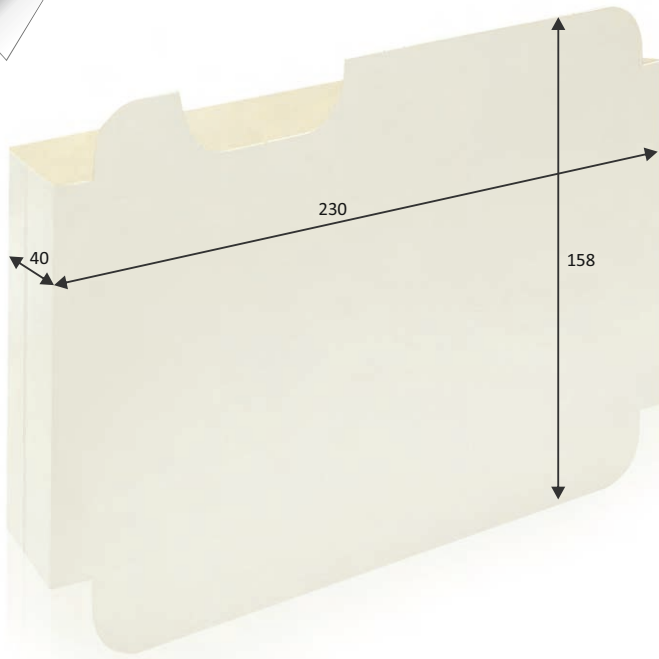


LS028

cardboard type	400 g/m ²
dimensions	175 x 45 x 100 mm
weight	0,017 kg
box construction	FEFCO 0501
tooling ID	P21042961

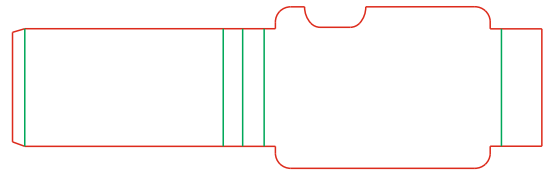


NEW



LS029

cardboard type	400 g/m ²
dimensions	230 x 40 x 158 mm
weight	0,027 kg
box construction	FEFCO 0501
tooling ID	P21072762



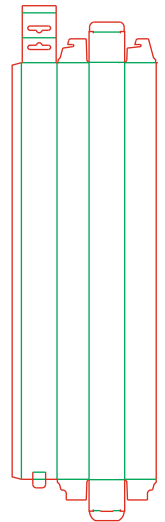



SOLID BOARD BOXES

WIPER BLADES

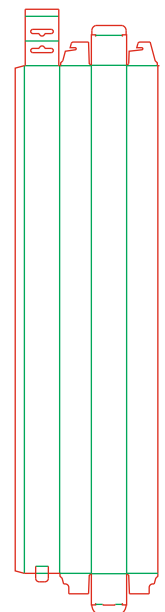

LW001

cardboard type	400 g/m ²
dimensions	50 x 45 x 585 mm
weight	0,052 kg
box construction	FEFCO 0210
tooling ID	140212X02



LW002


cardboard type	400 g/m ²
dimensions	50 x 45 x 720 mm
weight	0,064 kg
box construction	FEFCO 0210
tooling ID	140514X06





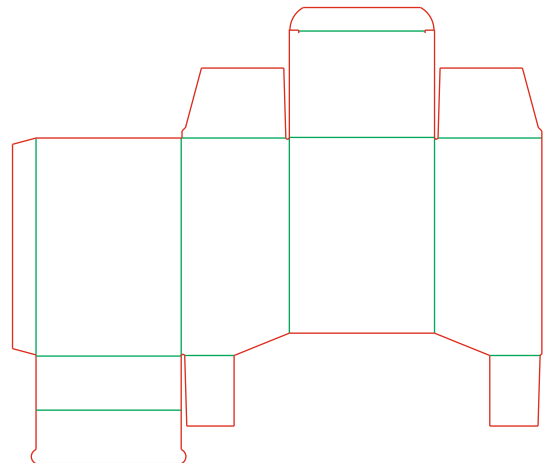
SOLID BOARD BOXES SMALL PARTS DISPLAY

NEW




LZ004

cardboard type	400 g/m ²
dimensions	124 x 185 x 92 mm
weight	0,050 kg
box construction	FEFCO 0211
tooling ID	181017C10

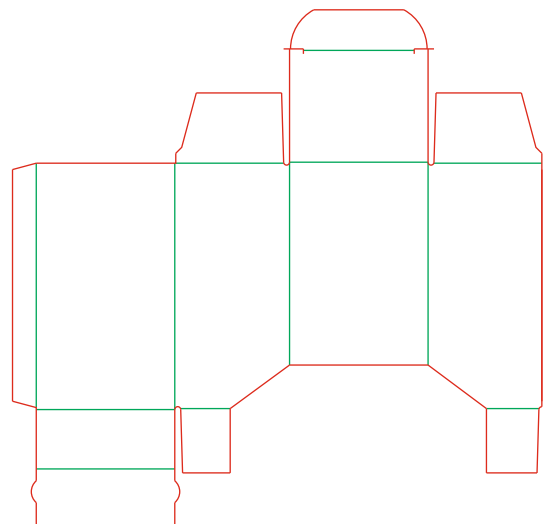



NEW



LZ084

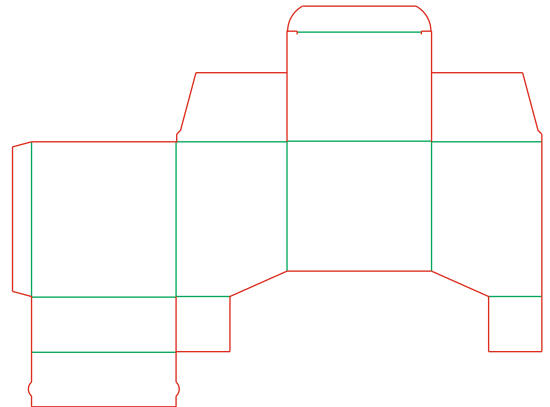
cardboard type	400 g/m ²
dimensions	70 x 125 x 58 mm
weight	0,019 kg
box construction	FEFCO 0211
tooling ID	181210C02





LZ088


cardboard type	400 g/m ²
dimensions	114 x 122 x 88 mm
weight	0,032 kg
box construction	FEFCO 0211
tooling ID	180816W01






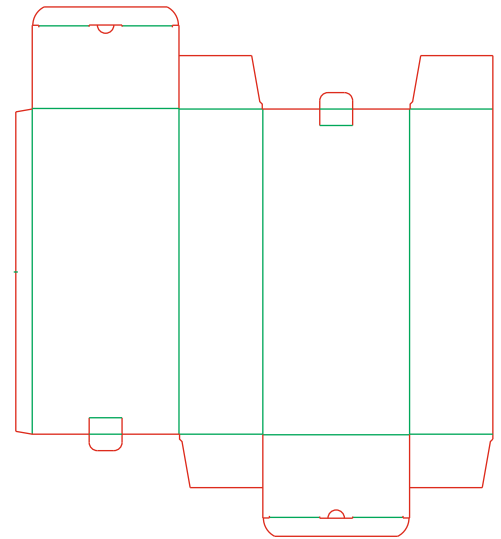
SOLID BOARD BOXES

IGNITION COIL



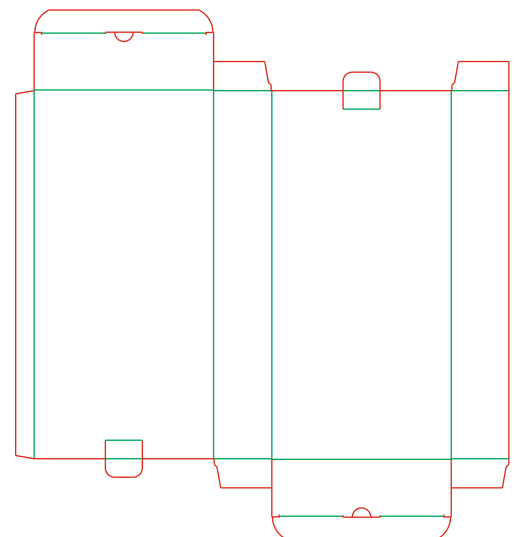
LIC001


cardboard type	400 g/m ²
dimensions	178 x 100 x 396 mm
weight	0,091 kg
box construction	FEFCO 0211
tooling ID	151126H22



LIC002

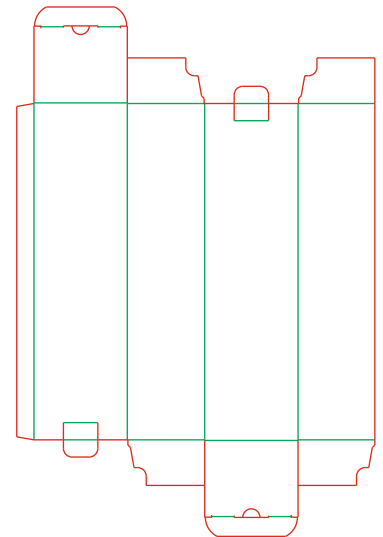
cardboard type	400 g/m ²
dimensions	194 x 63 x 399 mm
weight	0,077 kg
box construction	FEFCO 0211
tooling ID	151126H23





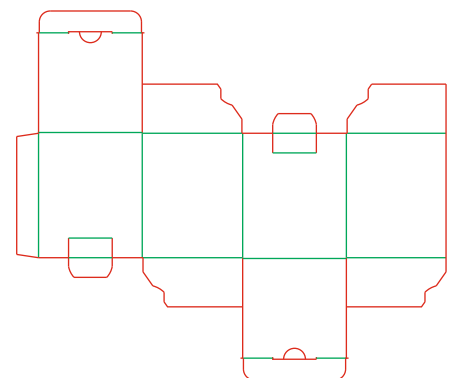
LIC003

cardboard type	400 g/m ²
dimensions	108 x 90 x 391 mm
weight	0,063 kg
box construction	FEFCO 0211
tooling ID	151126H24



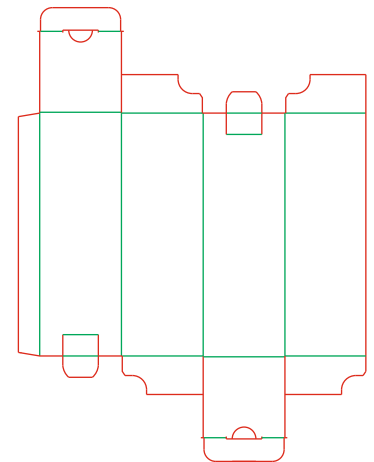

LIC004

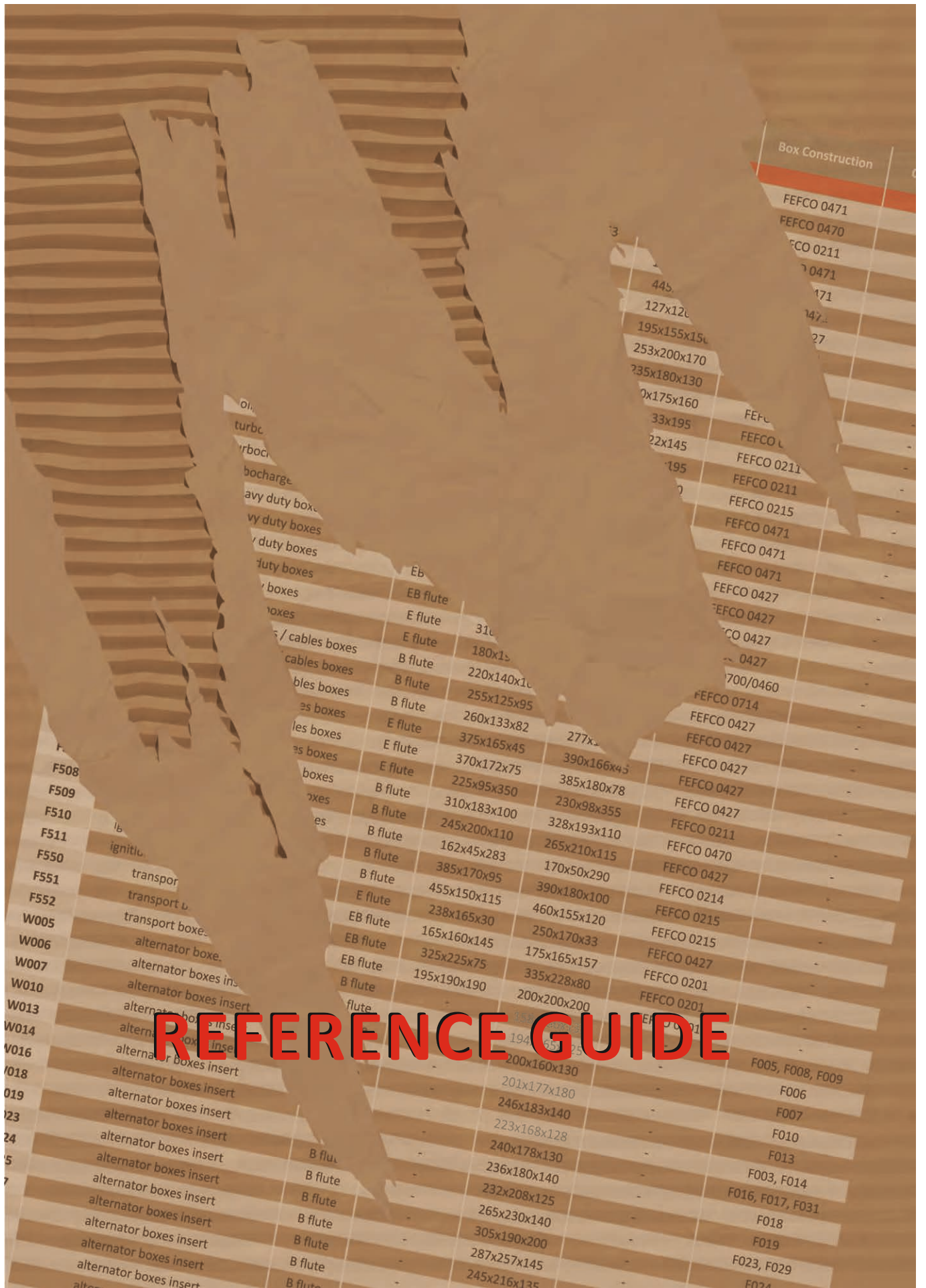
cardboard type	400 g/m ²
dimensions	95 x 92 x 114 mm
weight	0,025 kg
box construction	FEFCO 0211
tooling ID	151126H25



LIC005

cardboard type	400 g/m ²
dimensions	69 x 69 x 205 mm
weight	0,024 kg
box construction	FEFCO 0211
tooling ID	151126H26





REFERENCE GUIDE

				Box Construction
F508				FEFCO 0471
F509				FEFCO 0470
F510				FEFCO 0211
F511				FEFCO 0471
F550	ignitl.			FEFCO 0471
F551	transport			FEFCO 0471
F552	transport b.			FEFCO 0471
W005	transport boxe			FEFCO 0211
W006	alternator boxe			FEFCO 0211
W007	alternator boxes ins			FEFCO 0215
W010	alternator boxes insert			FEFCO 0471
W013	alternator boxes insert			FEFCO 0471
W014	alternator boxes insert			FEFCO 0427
W016	alternator boxes insert			FEFCO 0427
W018	alternator boxes insert			FEFCO 0427
W019	alternator boxes insert			FEFCO 0427
W023	alternator boxes insert			FEFCO 0211
W024	alternator boxes insert			FEFCO 0470
W025	alternator boxes insert			FEFCO 0427
W027	alternator boxes insert			FEFCO 0214
	alternator boxes insert			FEFCO 0215
	alternator boxes insert			FEFCO 0215
	alternator boxes insert			FEFCO 0427
	alternator boxes insert			FEFCO 0201
	alternator boxes insert			FEFCO 0201
	alternator boxes insert			FEFCO 021
	alternator boxes insert			F005, F008, F009
	alternator boxes insert			F006
	alternator boxes insert			F007
	alternator boxes insert			F010
	alternator boxes insert			F013
	alternator boxes insert			F003, F014
	alternator boxes insert			F016, F017, F031
	alternator boxes insert			F018
	alternator boxes insert			F019
	alternator boxes insert			F023, F029
	alternator boxes insert			F024

Ref. Number	Suggested Use	Cardboard Type	Internal Dimensions	External Dimensions	Box Construction	Cardboard Insert
F001	alternator boxes	B flute	170x157x190	190x163x196	FEFCO 0470	-
F002	alternator boxes	B flute	170x157x190	191x160x197	FEFCO 0470	-
F003	alternator boxes	B flute	205x175x153	223x184x162	FEFCO 0470	W014 (-17 mm)
F004	alternator boxes	B flute	200x200x150	220x210x156	FEFCO 0427	-
F005	alternator boxes	EB flute	160x180x180	190x189x188	FEFCO 0471	W005
F006	alternator boxes	B flute	195x165x180	209x173x186	FEFCO 0470	W006
F007	alternator boxes	B flute	200x165x175	222x171x184	FEFCO 0471	W007
F008	alternator boxes	EB flute	170x190x190	200x200x200	FEFCO 0471	W005
F009	alternator boxes	BC flute	170x190x180	220x200x200	FEFCO 0471	W005
F010	alternator boxes	B flute	200x180x180	224x188x188	FEFCO 0471	W010
F011	alternator boxes	B flute	240x175x175	268x185x185	FEFCO 0471	-
F012	alternator boxes	EB flute	215x180x170	253x191x184	FEFCO 0471	W012
F013	alternator boxes	B flute	250x186x190	270x195x200	FEFCO 0471	W013
F014	alternator boxes	B flute	225x170x180	248x179x190	FEFCO 0471	W014
F015	alternator boxes	B flute	240x205x175	260x213x183	FEFCO 0471	-
F016	alternator boxes	B flute	245x180x175	265x190x184	FEFCO 0471	W016, W016A
F017	alternator boxes	B flute	250x185x185	273x195x195	FEFCO 0471	W016
F018	alternator boxes	B flute	240x185x200	265x190x208	FEFCO 0471	W018
F019	alternator boxes	B flute	235x210x170	257x219x178	FEFCO 0471	W019
F020	alternator boxes	BC flute	220x200x200	260x210x215	FEFCO 0470	-
F021	alternator boxes	B flute	220x210x180	242x227x195	FEFCO 0470	-
F022	alternator boxes	B flute	235x200x200	255x208x199	FEFCO 0471	-
F023	alternator boxes	EB flute	265x235x180	300x245x190	FEFCO 0471	W023
F024	alternator boxes	EB flute	310x195x270	339x204x280	FEFCO 0471	W024
F025	alternator boxes	EB flute	290x260x185	319x272x201	FEFCO 0471	W025
F026	alternator boxes	BC flute	215x180x170	265x195x190	FEFCO 0471	-
F027	alternator boxes	C flute	245x220x180	275x230x190	FEFCO 0471	W027
F028	alternator boxes	BC flute	330x255x265	370x270x280	FEFCO 0471	-
F029	alternator boxes	BC flute	265x235x185	315x247x191	FEFCO 0471	W023
F030	alternator boxes	EB flute	300x300x300	335x315x310	FEFCO 0471	W030
F031	alternator boxes	B flute	245x180x175	248x188x180	FEFCO 0713	W016
F032	alternator boxes	B flute	190x190x125	211x199x133	FEFCO 0470	-
F033	alternator boxes	B flute	190x165x160	209x171x165	FEFCO 0470	-
F034	alternator boxes	C flute	210x200x200	235x215x205	FEFCO 0427	-
F035	alternator boxes	B flute	190x185x190	195x190x195	FEFCO 0713	-
F036	alternator boxes	B flute	240x220x185	248x225x195	FEFCO 0713	-
F037	alternator boxes	B flute	250x186x190	275x193x200	FEFCO 0470	W037
F038	alternator boxes	B flute	225x175x160	240x185x170	FEFCO 0470	-
F039	alternator boxes	EB flute	220x180x175	252x190x190	FEFCO 0471	W039
F039A	alternator boxes	EB flute	285x210x200	317x220x220	FEFCO 0471	W039A
F039B	alternator boxes	B flute	160x140x190	185x148x197	FEFCO 0471	-
F039C	alternator boxes	B flute	160x155x180	180x160x185	FEFCO 0471	-
F039D	alternator boxes	B flute	187x177x170	210x185x180	FEFCO 0471	-
F039E	alternator boxes	B flute	210x175x163	235x185x170	FEFCO 0471	-
F039F	alternator boxes	B flute	227x200x175	248x205x185	FEFCO 0471	-
F039G	alternator boxes	B flute	235x220x190	260x225x200	FEFCO 0471	W019
F039H	alternator boxes	B flute	260x190x200	266x197x210	FEFCO 0713	W039H
F039I	alternator boxes	B flute	180x150x190	185x160x200	FEFCO 0215	-
F039J	alternator boxes	B flute	255x210x180	265x215x185	FEFCO 0471	W039J
F039K	alternator boxes	EB flute	200x180x180	235x193x193	FEFCO 0471	W010
F039L	alternator boxes	EB flute	250x185x190	290x193x203	FEFCO 0471	W013
F039M	alternator boxes	EB flute	280x210x167	310x220x180	FEFCO 0471	-
F039N	alternator boxes	B flute	170x170x150	190x178x163	FEFCO 0471	-
F039O	alternator boxes	B flute	220x210x185	246x217x192	FEFCO 0471	-

REFERENCE GUIDE

Ref. Number	Suggested Use	Cardboard Type	Internal Dimensions	External Dimensions	Box Construction	Cardboard Insert
F039P	alternator boxes	B flute	220x180x200	243x188x208	FEFCO 0471	W039P
F039R	alternator boxes	EE flute	175x150x190	180x160x200	FEFCO 0215	-
F039S	alternator boxes	B flute	270x195x150	295x200x157	FEFCO 0471	-
F039T	alternator boxes	EE flute	190x190x215	195x197x220	FEFCO 0215	-
F039U	alternator boxes	B flute	315x220x190	340x225x200	FEFCO 0471	-
F039W	alternator boxes	B flute	255x218x230	258x225x235	FEFCO 0713	-
F039X	alternator boxes	EE flute	220x220x210	225x225x215	FEFCO 0215	-
F040	starter boxes	B flute	220x120x120	244x127x130	FEFCO 0471	W040
F041	starter boxes	B flute	230x150x100	253x158x110	FEFCO 0471	-
F042	starter boxes	B flute	220x160x105	240x170x115	FEFCO 0470	-
F043	starter boxes	B flute	245x135x115	270x146x124	FEFCO 0471	W043
F044	starter boxes	B flute	250x150x120	275x159x126	FEFCO 0471	W044
F045	starter boxes	B flute	250x155x120	272x163x126	FEFCO 0471	W044
F046	starter boxes	B flute	255x170x120	275x178x129	FEFCO 0471	W046
F047	starter boxes	B flute	255x130x165	273x135x176	FEFCO 0470	W047
F048	starter boxes	B flute	250x120x150	274x129x157	FEFCO 0471	W048
F049	starter boxes	B flute	260x125x140	283x131x152	FEFCO 0471	-
F050	starter boxes	B flute	295x145x140	320x154x147	FEFCO 0471	W082 (-255 mm)
F051	starter boxes	B flute	280x190x135	303x198x144	FEFCO 0471	W051
F052	starter boxes	B flute	280x175x125	298x186x133	FEFCO 0470	-
F053	starter boxes	B flute	290x170x120	313x178x127	FEFCO 0471	W053
F054	starter boxes	EB flute	290x170x120	320x180x130	FEFCO 0471	W053
F055	starter boxes	BC flute	290x180x135	327x193x152	FEFCO 0470	-
F056	starter boxes	B flute	285x175x135	310x185x144	FEFCO 0471	W051
F057	starter boxes	B flute	270x190x135	295x198x143	FEFCO 0471	-
F058	starter boxes	B flute	285x190x130	307x200x142	FEFCO 0471	W058
F059	starter boxes	B flute	310x175x125	333x183x133	FEFCO 0471	W059
F060	starter boxes	B flute	285x185x190	309x194x197	FEFCO 0471	W060
F061	starter boxes	B flute	300x135x190	325x140x202	FEFCO 0471	W061
F062	starter boxes	B flute	325x195x158	348x203x171	FEFCO 0471	-
F063	starter boxes	B flute	320x190x160	344x199x169	FEFCO 0471	-
F064	starter boxes	B flute	350x135x190	376x143x202	FEFCO 0471	W064
F065	starter boxes	B flute	370x185x170	393x193x182	FEFCO 0471	W065
F066	starter boxes	EB flute	340x230x160	374x239x175	FEFCO 0471	W066
F067	starter boxes	EB flute	385x150x185	415x157x193	FEFCO 0470	W067
F068	starter boxes	B flute	390x210x190	414x219x200	FEFCO 0471	-
F069	starter boxes	EB flute	380x240x170	413x252x183	FEFCO 0471	-
F070	starter boxes	EB flute	415x220x170	449x230x181	FEFCO 0471	W070
F071	starter boxes	BC flute	435x230x170	469x236x192	FEFCO 0470	-
F072	starter boxes	EB flute	440x210x140	470x220x153	FEFCO 0471	W072
F073	starter boxes	EB flute	445x225x185	476x234x199	FEFCO 0471	W073
F074	starter boxes	EB flute	440x220x190	476x227x201	FEFCO 0471	-
F075	starter boxes	EB flute	455x255x180	486x264x191	FEFCO 0471	W075
F076	starter boxes	B flute	465x240x190	490x247x206	FEFCO 0471	W076
F077	starter boxes	EB flute	490x195x190	520x205x205	FEFCO 0471	W077
F078	starter boxes	EB flute	380x235x220	410x245x231	FEFCO 0471	W078
F079	starter boxes	B flute	405x280x240	427x288x251	FEFCO 0471	-
F080	starter boxes	EB flute	440x195x235	470x207x250	FEFCO 0471	W080
F081	starter boxes	EB flute	460x170x270	490x177x287	FEFCO 0471	W081
F082	starter boxes	EB flute	545x170x260	580x181x272	FEFCO 0471	W082
F083	starter boxes	EB flute	550x170x285	579x177x297	FEFCO 0471	W083
F084	starter boxes	EB flute	295x175x130	325x186x140	FEFCO 0471	W084
F085	starter boxes	B flute	250x175x135	269x177x136	FEFCO 0427	-
F086	starter boxes	B flute	350x215x165	368x226x170	FEFCO 0470	W086
F087	starter boxes	B flute	250x135x115	255x145x120	FEFCO 0713	W043
F088	starter boxes	B flute	295x145x135	303x150x141	FEFCO 0713	W082 (-255 mm)
F089	starter boxes	BC flute	440x195x235	486x216x266	FEFCO 0471	W080

Ref. Number	Suggested Use	Cardboard Type	Internal Dimensions	External Dimensions	Box Construction	Cardboard Insert
F090	starter boxes	EB flute	530x275x190	565x285x210	FEFCO 0471	W090
F091	starter boxes	B flute	295x150x145	300x156x155	FEFCO 0713	-
F092	starter boxes	B flute	330x230x135	335x235x145	FEFCO 0713	-
F093	starter boxes	EB flute	450x230x250	483x240x260	FEFCO 0471	W093
F094	starter boxes	B flute	280x155x145	300x160x160	FEFCO 0470	-
F095	starter boxes	B flute	370x190x165	377x195x175	FEFCO 0713	W096
F096	starter boxes	B flute	350x185x190	374x192x198	FEFCO 0471	W096
F097	starter boxes	B flute	250x175x135	273x185x144	FEFCO 0471	W097
F098	starter boxes	EB flute	380x220x170	410x230x187	FEFCO 0471	W098
F099	starter boxes	B flute	250x190x130	273x197x144	FEFCO 0471	-
F099A	starter boxes	EB flute	420x220x190	450x230x208	FEFCO 0471	W099A
F099B	starter boxes	B flute	260x190x130	283x197x145	FEFCO 0471	W099B
F099C	starter boxes	B flute	247x150x125	270x155x135	FEFCO 0471	W044
F099D	starter boxes	B flute	250x155x100	270x160x95	FEFCO 0471	-
F099E	starter boxes	B flute	220x110x155	240x117x165	FEFCO 0471	-
F099F	starter boxes	B flute	270x120x180	293x127x185	FEFCO 0471	-
F099G	starter boxes	B flute	293x173x135	315x180x145	FEFCO 0471	-
F099H	starter boxes	B flute	345x215x140	370x220x150	FEFCO 0471	-
F099I	starter boxes	B flute	345x160x170	368x165x178	FEFCO 0471	-
F099J	starter boxes	B flute	320x220x190	340x225x200	FEFCO 0471	-
F099K	starter boxes	B flute	315x200x195	335x210x205	FEFCO 0471	W099K
F099L	starter boxes	B flute	305x135x205	310x145x210	FEFCO 0215	-
F099M	starter boxes	B flute	260x185x125	285x190x133	FEFCO 0471	W099B
F099N	starter boxes	B flute	350x215x165	373x223x173	FEFCO 0471	W086
F099O	starter boxes	EB flute	350x185x190	385x197x203	FEFCO 0471	W096
F099P	starter boxes	B flute	415x220x170	438x228x175	FEFCO 0471	-
F099R	starter boxes	B flute	255x160x125	277x165x130	FEFCO 0471	W044
F099S	starter boxes	B flute	360x215x150	385x222x160	FEFCO 0471	-
F099T	starter boxes	B flute	325x195x150	350x200x160	FEFCO 0471	-
F099U	starter boxes	B flute	290x155x130	310x163x137	FEFCO 0471	-
F099W	starter boxes	B flute	300x180x180	325x188x188	FEFCO 0471	W099W
F099X	starter boxes	EE flute	270x110x165	275x120x175	FEFCO 0215	-
F099Y	starter boxes	EE flute	355x150x180	370x157x190	FEFCO 0471	-
F099Z	starter boxes	EB flute	285x180x125	310x190x135	FEFCO 0470	-
F099Z.001	starter boxes	B flute	348x218x200	370x230x210	FEFCO 0471	-
F100	armature boxes	B flute	260x70x65	285x75x75	FEFCO 0471	W100
F101	armature boxes	B flute	315x70x65	335x75x75	FEFCO 0471	-
F102	armature boxes	B flute	315x85x85	340x90x90	FEFCO 0471	-
F103	armature boxes	B flute	350x80x80	375x85x85	FEFCO 0427	-
F104	armature boxes	B flute	470x90x90	495x95x100	FEFCO 0471	-
F105	armature boxes	E flute	250x70x70	263x75x75	FEFCO 0471	W100 (-10 mm)
F106	armature boxes	E flute	72x72x305	77x77x307	FEFCO 0211	-
F107	armature boxes	E flute	390x90x100	408x92x105	FEFCO 0427	-
F108	armature boxes	E flute	63x63x248	67x67x253	FEFCO 0211	-
F109	armature boxes	B flute	510x100x100	533x108x105	FEFCO 0471	-
F109A	armature boxes	B flute	380x83x83	397x90x90	FEFCO 0471	-
F109B	armature boxes	E flute	278x70x50	280x75x53	FEFCO 0215	-
F109C	armature boxes	B flute	273x85x85	295x95x93	FEFCO 0471	-
F109D	armature boxes	E flute	265x60x55	275x65x58	FEFCO 0427	-
F110	rotor boxes	B flute	200x100x100	220x105x110	FEFCO 0470	-
F111	rotor boxes	B flute	180x95x95	205x105x105	FEFCO 0471	-
F112	rotor boxes	B flute	155x150x120	180x155x130	FEFCO 0471	-
F113	rotor boxes	B flute	200x120x120	225x130x130	FEFCO 0471	-
F114	rotor boxes	B flute	235x105x105	260x110x115	FEFCO 0471	-
F115	rotor boxes	B flute	150x120x100	165x125x105	FEFCO 0470	-
F116	rotor boxes	B flute	140x110x110	160x120x120	FEFCO 0470	-
F117	rotor boxes	B flute	200x140x93	220x145x100	FEFCO 0471	-

REFERENCE GUIDE

Ref. Number	Suggested Use	Cardboard Type	Internal Dimensions	External Dimensions	Box Construction	Cardboard Insert
F118	rotor boxes	E flute	152x158x132	165x165x140	FEFCO 0471	-
F119	rotor boxes	E flute	240x93x80	253x98x86	FEFCO 0471	-
F119A	rotor boxes	B flute	145x120x120	165x130x130	FEFCO 0471	-
F120	stator boxes	B flute	145x140x65	165x150x70	FEFCO 0427	-
F121	stator boxes	B flute	155x150x75	180x160x80	FEFCO 0427	-
F122	stator boxes	B flute	160x160x70	185x170x80	FEFCO 0471	-
F123	stator boxes	B flute	210x205x65	230x212x70	FEFCO 0427	-
F124	stator boxes	B flute	240x93x80	263x100x88	FEFCO 0471	-
F125	stator boxes	B flute	150x150x60	167x160x65	FEFCO 0427	-
F130	pulley / bearing boxes	E flute	55x55x50	56x58x56	FEFCO 0211	-
F131	pulley / bearing boxes	E flute	65x65x50	69x67x52	FEFCO 0211	-
F132	pulley / bearing boxes	E flute	65x65x50	69x68x52	FEFCO 0211	-
F133	pulley / bearing boxes	E flute	75x75x45	79x79x50	FEFCO 0713	-
F134	pulley / bearing boxes	E flute	70x65x70	71x71x72	FEFCO 0211	-
F135	pulley / bearing boxes	E flute	75x75x70	77x79x72	FEFCO 0211	-
F136	pulley / bearing boxes	E flute	85x85x50	89x89x53	FEFCO 0713	-
F137	pulley / bearing boxes	E flute	60x60x90	73x69x95	FEFCO 0470	-
F138	pulley / bearing boxes	E flute	80x80x80	85x85x85	FEFCO 0713	-
F139	pulley / bearing boxes	E flute	90x90x70	96x96x75	FEFCO 0713	-
F140	pulley / bearing boxes	E flute	90x58x110	93x62x113	FEFCO 0713	-
F141	pulley / bearing boxes	E flute	130x130x95	132x131x100	FEFCO 0713	-
F142	pulley / bearing boxes	E flute	155x155x110	157x159x113	FEFCO 0713	-
F143	pulley / bearing boxes	E flute	140x140x150	145x147x152	FEFCO 0713	-
F144	pulley / bearing boxes	B flute	173x172x50	189x179x55	FEFCO 0427	-
F145	pulley / bearing boxes	E flute	122x72x63	135x78x70	FEFCO 0471	-
F146	pulley / bearing boxes	E flute	62x70x48	75x75x55	FEFCO 0471	-
F147	pulley / bearing boxes	E flute	75x75x50	79x79x56	FEFCO 0215	-
F148	pulley / bearing boxes	E flute	80x60x65	92x65x70	FEFCO 0470	-
F149	pulley / bearing boxes	E flute	90x85x73	93x90x78	FEFCO 0211	-
F149A	pulley / bearing boxes	E flute	145x127x88	150x130x93	FEFCO 0211	-
F149B	pulley / bearing boxes	E flute	130x130x85	143x135x90	FEFCO 0471	-
F149C	pulley / bearing boxes	B flute	165x165x50	185x170x53	FEFCO 0427	-
F149D	pulley / bearing boxes	E flute	75x65x135	80x67x138	FEFCO 0713	-
F149E	pulley / bearing boxes	E flute	90x90x90	93x93x93	FEFCO 0215	-
F149F	pulley / bearing boxes	E flute	65x70x53	78x74x58	FEFCO 0471	-
F149G	pulley / bearing boxes	E flute	88x85x80	92x90x87	FEFCO 0215	-
F149H	pulley / bearing boxes	E flute	77x75x70	81x79x78	FEFCO 0215	-
F149I	pulley / bearing boxes	E flute	80x80x63	83x83x66	FEFCO 0215	-
F149J	pulley / bearing boxes	E flute	60x60x40	83x83x43	FEFCO 0215	-
F149K	pulley / bearing boxes	E flute	75x75x45	78x78x50	FEFCO 0215	-
F149L	pulley / bearing boxes	E flute	85x85x50	88x88x55	FEFCO 0215	-
F149M	pulley / bearing boxes	E flute	170x170x60	173x173x65	FEFCO 0713	-
F149N	pulley / bearing boxes	E flute	75x75x35	78x78x40	FEFCO 0215	-
F149O	pulley / bearing boxes	E flute	105x90x90	108x93x94	FEFCO 0713	-
F149P	pulley / bearing boxes	E flute	115x40x93	118x42x96	FEFCO 0210	-
F149R	pulley / bearing boxes	E flute	90x90x70	93x93x73	FEFCO 0713	-
F149S	pulley / bearing boxes	E flute	165x160x57	180x170x60	FEFCO 0427	-
F149T	pulley / bearing boxes	E flute	77x75x70	81x79x78	FEFCO 0215	-
F149U	pulley / bearing boxes	E flute	150x150x35	160x155x38	FEFCO 0421	-
F150	drive shaft boxes	EB flute	490x105x105	520x115x115	FEFCO 0471	-
F151	drive shaft boxes	B flute	660x100x100	680x105x110	FEFCO 0471	-
F152	drive shaft boxes	B flute	725x115x110	750x120x120	FEFCO 0471	-
F153	drive shaft boxes	EB flute	950x100x95	985x115x110	FEFCO 0471	-
F154	drive shaft boxes	EB flute	925x120x120	955x135x135	FEFCO 0471	W154
F155	drive shaft boxes	B flute	1050x120x120	1070x125x125	FEFCO 0427	-
F156	drive shaft boxes	E flute	650x100x110	664x103x113	FEFCO 0471	-
F157	drive shaft boxes	B flute	725x118x113	750x123x123	FEFCO 0471	-

Ref. Number	Suggested Use	Cardboard Type	Internal Dimensions	External Dimensions	Box Construction	Cardboard Insert
F158	drive shaft boxes	B flute	930x110x145	950x115x153	FEFCO 0471	-
F159	drive shaft boxes	B flute	957x115x113	980x120x120	FEFCO 0471	-
F159A	drive shaft boxes	B flute	700x80x80	720x87x85	FEFCO 0471	-
F160	cv joint boxes	B flute	295x110x120	315x120x130	FEFCO 0471	W160
F161	cv joint boxes	B flute	210x115x110	230x123x120	FEFCO 0471	-
F162	cv joint boxes	E flute	122x122x255	125x125x260	FEFCO 0215	-
F163	cv joint boxes	B flute	115x115x205	120x120x207	FEFCO 0215	-
F164	cv joint boxes	E flute	107x107x125	110x110x1301	FEFCO 0713	-
F165	brake disc boxes	B flute	280x280x90	298x290x94	FEFCO 0427	-
F166	brake disc boxes	B flute	320x310x110	340x320x115	FEFCO 0427	-
F167	brake disc boxes	B flute	255x255x80	285x266x85	FEFCO 0427	-
F168	brake disc boxes	B flute	285x285x90	310x295x94	FEFCO 0427	-
F169	brake disc boxes	B flute	325x325x127	353x335x130	FEFCO 0427	-
F169A	brake disc boxes	B flute	315x310x80	335x320x85	FEFCO 0427	-
F169B	brake disc boxes	EB flute	385x385x120	420x395x125	FEFCO 0427	-
F169C	brake disc boxes	B flute	330x320x115	350x325x120	FEFCO 0427	-
F169D	brake disc boxes	EB flute	260x250x95	285x260x100	FEFCO 0427	-
F169E	brake disc boxes	B flute	295x300x100	318x305x105	FEFCO 0427	-
F169F	brake disc boxes	B flute	350x340x137	365x345x140	FEFCO 0427	-
F169G	brake disc boxes	EB flute	325x365x167	360x380x175	FEFCO 0427	-
F169H	brake disc boxes	B flute	345x340x90	365x345x95	FEFCO 0427	-
F169I	brake disc boxes	B flute	280x280x140	305x295x145	FEFCO 0427	-
F169J	brake disc boxes	B flute	350x350x165	375x360x170	FEFCO 0427	-
F169K	brake disc boxes	B flute	360x360x90	385x370x95	FEFCO 0427	-
F169L	brake disc boxes	B flute	305x295x135	130-136	FEFCO 0427	-
F170	timing belt + water pump boxes	E flute	135x60x345	140x65x350	FEFCO 0211	-
F171	timing belt + water pump boxes	B flute	280x180x177	286x182x185	FEFCO 0228	-
F172	timing belt + water pump boxes	E flute	320x135x42	330x140x45	FEFCO 0427	-
F173	timing belt + water pump boxes	E flute	317x135x65	330x140x70	FEFCO 0427	-
F174	timing belt + water pump boxes	E flute	275x175x135	280x180x140	FEFCO 0215	-
F175	timing belt + water pump boxes	E flute	330x260x140	335x265x145	FEFCO 0713	W175
F176	timing belt + water pump boxes	E flute	260x220x65	276x225x70	FEFCO 0427	W176
F177	timing belt + water pump boxes	E flute	255x150x92	270x157x95	FEFCO 0427	W177
F178	timing belt + water pump boxes	B flute	380x155x120	395x160x123	FEFCO 0427	W178
F179	timing belt + water pump boxes	B flute	265x165x105	285x173x112	FEFCO 0471	-
F179A	timing belt + water pump boxes	B flute	415x240x60	440x243x65	FEFCO 0427	-
F179B	timing belt + water pump boxes	B flute	327x150x63	350x155x65	FEFCO 0427	-
F179C	timing belt + water pump boxes	B flute	785x445x40	805x447x43	FEFCO 0427	-
F179D	timing belt + water pump boxes	B flute	785x605x42	805x608x45	FEFCO 0427	-
F179E	timing belt + water pump boxes	E flute	360x210x140	375x215x145	FEFCO 0427	W179E
F179F	timing belt + water pump boxes	E flute	320x250x160	323x253x163	FEFCO 0713	-
F179G	timing belt + water pump boxes	E flute	318x113x100	330x118x105	FEFCO 0471	-
F179H	timing belt + water pump boxes	E flute	250x125x140	265x130x145	FEFCO 0471	-
F179I	timing belt + water pump boxes	E flute	275x167x140	286x170x145	FEFCO 0471	-
F179J	timing belt + water pump boxes	E flute	380x225x208	392x230x212	FEFCO 0471	-
F179K	timing belt + water pump boxes	E flute	320x185x150	332x190x155	FEFCO 0471	-
F179L	timing belt + water pump boxes	E flute	240x190x173	252x195x180	FEFCO 0471	-
F179M	timing belt + water pump boxes	E flute	270x230x203	285x235x210	FEFCO 0471	-
F179N	timing belt + water pump boxes	E flute	345x230x205	357x235x210	FEFCO 0471	-
F179O	timing belt + water pump boxes	E flute	475x260x200	487x267x205	FEFCO 0471	-
F179P	timing belt + water pump boxes	E flute	573x280x207	580x285x211	FEFCO 0471	-
F179R	timing belt + water pump boxes	B flute	265x165x135	288x172x143	FEFCO 0471	-
F179S	timing belt + water pump boxes	E flute	570x280x210	583x285x213	FEFCO 0471	-
F179T	timing belt + water pump boxes	E flute	240x195x190	253x200x195	FEFCO 0471	-
F179U	timing belt + water pump boxes	E flute	262x160x93	265x165x97	FEFCO 0713/0701	-
F179W	timing belt + water pump boxes	E flute	385x225x140	397x230x145	FEFCO 0471	-
F179X	timing belt + water pump boxes	E flute	258x162x97	265x165x100	FEFCO 0713	-

REFERENCE GUIDE

Ref. Number	Suggested Use	Cardboard Type	Internal Dimensions	External Dimensions	Box Construction	Cardboard Insert
F179Y	timing belt + water pump boxes	E flute	345x170x80	350x175x85	FEFCO 0713/0701	-
F179Z	timing belt + water pump boxes	E flute	250x210x185	270x220x190	FEFCO 471	-
F179Z.001	timing belt + water pump boxes	E flute	275x178x130	285x183x135	FEFCO 0713	-
F179Z.002	timing belt + water pump boxes	E flute	445x165x45	460x170x48	FEFCO 0427	-
F180	clutch boxes	E flute	250x250x40	265x255x44	FEFCO 0427	-
F181	clutch boxes	E flute	265x250x40	276x255x44	FEFCO 0427	-
F182	clutch boxes	E flute	270x270x60	285x273x63	FEFCO 0427	-
F183	clutch boxes	E flute	285x270x65	295x274x68	FEFCO 0427	-
F184	clutch boxes	E flute	300x300x60	315x306x63	FEFCO 0427	-
F185	clutch boxes	E flute	310x300x65	326x305x68	FEFCO 0427	-
F186	clutch boxes	EB flute	400x400x100	445x415x110	FEFCO 0427	-
F187	clutch boxes	E flute	370x365x50	390x370x55	FEFCO 0427	-
F188	clutch boxes	E flute	429x429x40	435x435x43	FEFCO 0427	-
F189	clutch boxes	E flute	500x500x50	502x502x52	FEFCO 0427	-
F189A	clutch boxes	E flute	167x173x60	183x175x63	FEFCO 0427	-
F189B	clutch boxes	E flute	200x195x80	213x200x82	FEFCO 0427	-
F189C	clutch boxes	EB flute	380x380x80	405x390x87	FEFCO 0427	-
F189E	clutch boxes	E flute	170x175x50	185x180x55	FEFCO 0421	-
F190	brake caliper boxes	B flute	210x150x120	235x150x130	FEFCO 0471	-
F191	brake caliper boxes	B flute	248x228x153	270x233x160	FEFCO 0471	-
F192	brake caliper boxes	EB flute	200x140x115	235x150x130	FEFCO 0471	-
F193	brake caliper boxes	B flute	278x140x120	300x150x130	FEFCO 0471	-
F194	brake caliper boxes	B flute	217x140x98	240x150x110	FEFCO 0471	-
F195	brake caliper boxes	EB flute	210x140x143	242x150x155	FEFCO 0471	W195
F196	brake caliper boxes	B flute	282x220x150	298x224x156	FEFCO 0470	-
F197	brake caliper boxes	B flute	198x150x110	218x160x118	FEFCO 0470	-
F198	brake caliper boxes	EB flute	195x145x110	225x155x120	FEFCO 0470	-
F199A	brake caliper boxes	EB flute	225x180x120	225x190x130	FEFCO 0470	-
F199B	brake caliper boxes	B flute	205x152x110	220x160x115	FEFCO 0470	-
F199C	brake caliper boxes	B flute	225x190x120	245x195x128	FEFCO 0470	-
F199D	brake caliper boxes	B flute	285x220x150	305x227x160	FEFCO 0470	-
F200	brake shoe boxes	B flute	175x110x105	180x118x114	FEFCO 0713	-
F201	brake shoe boxes	E flute	190x120x80	195x127x83	FEFCO 0713	-
F202	brake shoe boxes	E flute	215x123x70	219x128x75	FEFCO 0713	-
F203	brake shoe boxes	E flute	210x183x90	212x186x93	FEFCO 0713	-
F204	brake shoe boxes	E flute	220x192x85	225x197x90	FEFCO 0713	-
F205	brake shoe boxes	E flute	228x158x108	234x160x113	FEFCO 0713	-
F206	brake shoe boxes	E flute	250x170x120	255x172x121	FEFCO 0713	-
F207	brake shoe boxes	B flute	287x100x182	295x105x185	FEFCO 0713	-
F208	brake shoe boxes	E flute	242x225x100	249x232x103	FEFCO 0713	-
F209	brake shoe boxes	E flute	280x215x115	285x220x121	FEFCO 0713	-
F210	brake shoe boxes	E flute	265x235x150	275x240x157	FEFCO 0470	-
F211	brake shoe boxes	B flute	260x230x150	280x235x157	FEFCO 0470	-
F212	brake shoe boxes	E flute	180x160x95	185x165x100	FEFCO 0713	-
F213	brake shoe boxes	B flute	210x180x90	215x190x100	FEFCO 0713	-
F214	brake shoe boxes	E flute	265x205x115	270x210x120	FEFCO 0713	-
F215	brake shoe boxes	E flute	245x160x80	250x165x90	FEFCO 0713	-
F216	brake shoe boxes	E flute	230x210x93	240x215x100	FEFCO 0713	-
F217	brake shoe boxes	E flute	300x280x130	305x287x137	FEFCO 0713	-
F218	brake shoe boxes	B flute	210x140x75	235x145x82	FEFCO 0427	-
F219	brake shoe boxes	E flute	185x62x147	187x66x153	FEFCO 0713	-
F219A	brake shoe boxes	E flute	225x205x95	230x210x105	FEFCO 0713	-
F219B	brake shoe boxes	B flute	200x182x85	215x190x90	FEFCO 0427	-
F219C	brake shoe boxes	B flute	185x165x123	205x170x132	FEFCO 0471	-
F219D	brake shoe boxes	B flute	255x250x130	273x260x135	FEFCO 0427	-
F219E	brake shoe boxes	B flute	265x157x250	290x165x257	FEFCO 0471	-
F219F	brake shoe boxes	B flute	240x200x75	265x210x80	FEFCO 0427	-

Ref. Number	Suggested Use	Cardboard Type	Internal Dimensions	External Dimensions	Box Construction	Cardboard Insert
F219G	brake shoe boxes	E flute	230x210x100	235x215x105	FEFCO 0713	-
F219H	brake shoe boxes	B flute	280x223x160	300x228x165	FEFCO 0421	-
F219I	brake shoe boxes	E flute	227x210x90	232x212x95	FEFCO 0713	-
F219J	brake shoe boxes	E flute	180x160x90	186x165x95	FEFCO 0713	-
F219K	brake shoe boxes	E flute	175x160x87	182x170x96	FEFCO 0713	-
F219L	brake shoe boxes	B flute	255x255x130	280x260x135	FEFCO 0427	-
F219M	brake shoe boxes	E flute	240x160x100	245x168x103	FEFCO 0713	-
F219N	brake shoe boxes	E flute	200x200x90	203x203x95	FEFCO 0713	-
F219O	brake shoe boxes	E flute	215x135x105	219x140x110	FEFCO 0215	-
F219P	brake shoe boxes	E flute	260x160x120	265x165x125	FEFCO 0713/0701	-
F219R	brake shoe boxes	B flute	270x185x95	293x190x100	FEFCO 0471	-
F219S	brake shoe boxes	E flute	278x215x150	283x220x155	FEFCO 0713	-
F219T	brake shoe boxes	E flute	245x160x120	250x165x125	FEFCO 0713	-
F219U	brake shoe boxes	B flute	260x180x180	265x185x190	FEFCO 0713	-
F219W	brake shoe boxes	E flute	250x150x90	255x155x95	FEFCO 0713	-
F220	brake pad boxes	E flute	110x65x60	116x70x65	FEFCO 0713	-
F221	brake pad boxes	E flute	120x80x80	125x84x84	FEFCO 0713	-
F222	brake pad boxes	E flute	120x80x100	124x83x105	FEFCO 0713	-
F223	brake pad boxes	E flute	145x80x80	150x85x83	FEFCO 0713	-
F224	brake pad boxes	E flute	165x80x100	170x85x105	FEFCO 0713	-
F225	brake pad boxes	E flute	165x90x100	170x95x105	FEFCO 0713	-
F226	brake pad boxes	E flute	205x105x85	207x106x90	FEFCO 0211	-
F227	brake pad boxes	E flute	220x85x85	226x90x90	FEFCO 0713	-
F228	brake pad boxes	E flute	183x133x95	187x140x100	FEFCO 0215	-
F229	brake pad boxes	E flute	215x65x77	220x70x83	FEFCO 0215	-
F230	brake pad boxes	B flute	140x95x90	143x98x97	FEFCO 0215	-
F231	brake pad boxes	E flute	185x135x93	200x140x100	FEFCO 0471	-
F232	brake pad boxes	B flute	285x145x80	295x160x85	FEFCO 0713	-
F233	brake pad boxes	B flute	285x125x83	290x130x90	FEFCO 0713	-
F235	brake pad boxes	B flute	225x150x85	230x160x90	FEFCO 0713	-
F236	brake pad boxes	B flute	230x125x82	235x130x90	FEFCO 0713	-
F237	brake pad boxes	B flute	175x120x85	193x130x90	FEFCO 0471	-
F240	wheel hub boxes	E flute	120x120x80	125x125x85	FEFCO 0713	-
F241	wheel hub boxes	E flute	140x140x80	145x145x83	FEFCO 0713	-
F242	wheel hub boxes	E flute	140x140x90	145x145x95	FEFCO 0713	-
F243	wheel hub boxes	B flute	150x150x95	170x157x100	FEFCO 0471	-
F244	wheel hub boxes	E flute	175x175x85	180x180x90	FEFCO 0713	-
F245	wheel hub boxes	E flute	150x155x75	165x160x78	FEFCO 0427	-
F246	wheel hub boxes	E flute	160x160x145	165x165x150	FEFCO 0713	-
F247	wheel hub boxes	E flute	120x120x60	123x123x63	FEFCO 0713	-
F248	wheel hub boxes	E flute	140x140x90	143x143x95	FEFCO 0713	-
F249	wheel hub boxes	E flute	150x150x140	153x153x145	FEFCO 0713	-
F249A	wheel hub boxes	E flute	150x150x100	153x153x105	FEFCO 0713	-
F249B	wheel hub boxes	E flute	193x190x113	205x195x120	FEFCO 0471	-
F249C	wheel hub boxes	E flute	160x160x100	173x165x105	FEFCO 0471	-
F250	tensioner boxes	E flute	100x100x70	105x105x73	FEFCO 0713	-
F251	tensioner boxes	E flute	135x135x65	140x140x66	FEFCO 0713	-
F252	tensioner boxes	E flute	140x140x60	145x145x65	FEFCO 0713	-
F253	tensioner boxes	E flute	145x145x90	148x148x93	FEFCO 0713	-
F254	tensioner boxes	E flute	125x125x165	130x130x170	FEFCO 0713	-
F255	tensioner boxes	E flute	193x95x48	197x100x50	FEFCO 0713	-
F256	tensioner boxes	E flute	185x120x60	195x125x67	FEFCO 0470	-
F257	tensioner boxes	E flute	140x55x240	143x60x243	FEFCO 0713	-
F258	tensioner boxes	E flute	100x110x50	103x113x53	FEFCO 0215	-
F259	tensioner boxes	E flute	140x90x140	143x93x145	FEFCO 0713	-
F260	tensioner boxes	E flute	165x165x155	168x168x160	FEFCO 0713	-
F261	tensioner boxes	E flute	155x150x175	160x155x180	FEFCO 0713	-

REFERENCE GUIDE

Ref. Number	Suggested Use	Cardboard Type	Internal Dimensions	External Dimensions	Box Construction	Cardboard Insert
F262	tensioner boxes	E flute	165x165x155	168x170x160	FEFCO 0713	-
F263	tensioner boxes	E flute	177x125x100	182x130x107	FEFCO 0713	-
F264	tensioner boxes	E flute	100x100x185	104x104x109	FEFCO 0713	-
F265	tensioner boxes	E flute	65x65x45	68x68x50	FEFCO 0215	-
F266	tensioner boxes	E flute	75x75x50	78x78x55	FEFCO 0215	-
F267	tensioner boxes	E flute	115x115x45	118x118x50	FEFCO 0713	-
F268	tensioner boxes	E flute	125x115x55	128x120x60	FEFCO 0713	-
F269	tensioner boxes	B flute	175x175x120	180x180x125	FEFCO 0215	-
F270	tensioner boxes	E flute	120x90x40	121x92x47	FEFCO 0215	-
F270A	tensioner boxes	E flute	85x55x40	88x60x45	FEFCO 0215	-
F270B	tensioner boxes	E flute	120x110x140	125x115x145	FEFCO 0713	-
F271	engine electrical parts boxes	E flute	80x60x65	83x64x67	FEFCO 0211	-
F272	engine electrical parts boxes	B flute	80x70x80	105x75x87	FEFCO 0471	-
F273	engine electrical parts boxes	E flute	105x85x85	107x92x92	FEFCO 0215	-
F274	engine electrical parts boxes	E flute	110x90x60	122x97x65	FEFCO 0470	-
F275	engine electrical parts boxes	E flute	130x115x70	143x122x74	FEFCO 0470	-
F276	engine electrical parts boxes	E flute	135x75x85	138x79x88	FEFCO 0211	-
F277	engine electrical parts boxes	E flute	135x75x85	139x79x86	FEFCO 0713	-
F278	engine electrical parts boxes	E flute	90x90x140	95x97x142	FEFCO 0211	-
F279	engine electrical parts boxes	E flute	135x115x110	138x123x110	FEFCO 0713	-
F280	engine electrical parts boxes	E flute	165x100x100	170x105x105	FEFCO 0215	-
F281	engine electrical parts boxes	E flute	155x115x115	158x117x120	FEFCO 0215	-
F282	engine electrical parts boxes	E flute	95x65x123	98x67x127	FEFCO 0211	-
F283	engine electrical parts boxes	E flute	85x85x95	87x87x100	FEFCO 0211	-
F284	engine electrical parts boxes	E flute	95x90x135	100x94x137	FEFCO 0713	-
F285	engine electrical parts boxes	E flute	150x75x175	155x80x180	FEFCO 0211	-
F286	engine electrical parts boxes	E flute	120x150x185	127x158x192	FEFCO 0211	-
F287	engine electrical parts boxes	E flute	130x80x133	135x85x137	FEFCO 0215	-
F288	engine electrical parts boxes	E flute	110x95x95	125x100x100	FEFCO 0427	-
F289	engine electrical parts boxes	E flute	175x83x265	178x86x268	FEFCO 0215	-
F290	engine electrical parts boxes	E flute	130x130x45	145x135x50	FEFCO 0471	-
F291	engine electrical parts boxes	E flute	75x47x195	77x50x200	FEFCO 0211	-
F292	engine electrical parts boxes	E flute	135x135x100	145x140x103	FEFCO 0427	-
F293	engine electrical parts boxes	E flute	95x65x395	98x68x400	FEFCO 0211	-
F294	engine electrical parts boxes	B flute	375x120x120	397x127x127	FEFCO 0471	-
F295	engine electrical parts boxes	E flute	175x130x230	180x135x235	FEFCO 0211	-
F296	engine electrical parts boxes	E flute	112x100x75	130x105x78	FEFCO 0427	-
F297	engine electrical parts boxes	E flute	110x90x73	114x94x78	FEFCO 0713	-
F298	engine electrical parts boxes	E flute	100x85x140	103x88x143	FEFCO 0713	-
F299	engine electrical parts boxes	E flute	230x170x55	247x178x60	FEFCO 0427	-
F299A	engine electrical parts boxes	E flute	180x100x70	190x105x75	FEFCO 0470	-
F299B	engine electrical parts boxes	E flute	190x130x120	200x137x123	FEFCO 0470	-
F299C	engine electrical parts boxes	E flute	120x80x50	130x88x55	FEFCO 0470	-
F299D	engine electrical parts boxes	B flute	182x165x140	185x170x145	FEFCO 0215	-
F299E	engine electrical parts boxes	B flute	180x165x125	185x170x130	FEFCO 0215	-
F299F	engine electrical parts boxes	E flute	112x120x125	122x125x130	FEFCO 0470	-
F299G	engine electrical parts boxes	E flute	125x85x110	130x88x115	FEFCO 0713	-
F299H	engine electrical parts boxes	E flute	100x57x80	103x60x88	FEFCO 0412	-
F299I	engine electrical parts boxes	E flute	135x108x120	138x113x125	FEFCO 0713	-
F299J	engine electrical parts boxes	E flute	140x78x260	143x82x265	FEFCO 0713	-
F299K	engine electrical parts boxes	E flute	160x60x275	165x63x280	FEFCO 0211	-
F300	solenoid / drive boxes	E flute	90x50x55	95x56x58	FEFCO 0211	-
F301	solenoid / drive boxes	E flute	60x60x138	63x63x140	FEFCO 0211	-
F302	solenoid / drive boxes	E flute	120x75x65	130x80x70	FEFCO 0470	-
F303	solenoid / drive boxes	E flute	65x65x175	70x70x180	FEFCO 0211	-
F304	solenoid / drive boxes	B flute	195x100x100	217x108x107	FEFCO 0471	-
F305	solenoid / drive boxes	E flute	185x75x75	188x85x80	FEFCO 0470	-

Ref. Number	Suggested Use	Cardboard Type	Internal Dimensions	External Dimensions	Box Construction	Cardboard Insert
F306	solenoid / drive boxes	E flute	60x60x90	65x65x97	FEFCO 0211	-
F307	solenoid / drive boxes	E flute	170x65x50	183x70x58	FEFCO 0471	-
F308	solenoid / drive boxes	E flute	110x70x67	124x80x75	FEFCO 0471	-
F309	solenoid / drive boxes	E flute	223x80x70	235x85x77	FEFCO 0471	-
F310	solenoid / drive boxes	E flute	153x105x50	170x112x55	FEFCO 0427	-
F311	solenoid / drive boxes	E flute	190x110x100	200x113x103	FEFCO 0471	-
F312	solenoid / drive boxes	E flute	180x75x70	195x80x80	FEFCO 0471	-
F313	solenoid / drive boxes	E flute	145x100x83	155x105x88	FEFCO 0471	-
F314	solenoid / drive boxes	E flute	170x65x63	180x70x68	FEFCO 0471	-
F315	solenoid / drive boxes	E flute	58x58x120	62x62x124	FEFCO 0713	-
F316	solenoid / drive boxes	E flute	60x60x155	62x62x160	FEFCO 0713	-
F317	solenoid / drive boxes	E flute	205x105x90	210x110x95	FEFCO 0713	-
F318	solenoid / drive boxes	E flute	68x48x95	73x52x100	FEFCO 0210	-
F319	solenoid / drive boxes	B flute	210x88x65	232x90x77	FEFCO 0741	-
F320	suspension & steering parts boxes	E flute	110x100x63	123x105x70	FEFCO 0471	-
F321	suspension & steering parts boxes	E flute	145x95x65	158x100x70	FEFCO 0471	-
F322	suspension & steering parts boxes	B flute	425x75x50	445x80x58	FEFCO 0471	-
F323	suspension & steering parts boxes	E flute	115x115x25	127x120x30	FEFCO 0427	-
F324	suspension & steering parts boxes	E flute	90x75x130	94x80x137	FEFCO 0713	-
F325	suspension & steering parts boxes	E flute	75x70x290	78x73x295	FEFCO 0713	-
F326	suspension & steering parts boxes	E flute	75x70x430	80x73x434	FEFCO 0713	-
F327	suspension & steering parts boxes	E flute	110x85x450	113x90x455	FEFCO 0713	-
F328	suspension & steering parts boxes	E flute	100x75x305	103x80x310	FEFCO 0713	-
F329	suspension & steering parts boxes	E flute	152x110x500	155x115x505	FEFCO 0713	-
F330	suspension & steering parts boxes	E flute	170x120x80	173x125x85	FEFCO 0713	-
F331	suspension & steering parts boxes	E flute	110x110x170	115x115x175	FEFCO 0713	-
F332	suspension & steering parts boxes	E flute	95x65x500	98x70x505	FEFCO 0713	-
F333	suspension & steering parts boxes	E flute	128x125x25	140x130x27	FEFCO 0427	-
F334	suspension & steering parts boxes	E flute	110x110x400	113x113x405	FEFCO 0713	-
F335	suspension & steering parts boxes	E flute	115x110x50	128x113x53	FEFCO 0427	-
F336	suspension & steering parts boxes	E flute	205x108x27	218x115x30	FEFCO 0427	-
F337	suspension & steering parts boxes	E flute	70x70x590	75x75x595	FEFCO 0210	-
F338	suspension & steering parts boxes	E flute	80x77x615	85x80x620	FEFCO 0215	-
F340	steering pump boxes	EB flute	165x145x140	195x155x150	FEFCO 0471	-
F341	steering pump boxes	EB flute	220x190x160	253x200x170	FEFCO 0471	W341
F342	steering pump boxes	B flute	145x145x160	160x152x168	FEFCO 0470	-
F360	water pump boxes	E flute	230x175x125	235x180x130	FEFCO 0215	-
F361	water pump boxes	E flute	205x170x155	210x175x160	FEFCO 0215	-
F362	water pump boxes	E flute	190x120x110	194x123x112	FEFCO 0426	-
F363	water pump boxes	B flute	275x175x150	280x182x157	FEFCO 0426	-
F364	water pump boxes	E flute	207x135x123	220x140x130	FEFCO 0471	-
F365	water pump boxes	E flute	235x165x145	250x170x150	FEFCO 0471	-
F366	water pump boxes	E flute	283x170x110	288x175x115	FEFCO 0713	W366
F367	water pump boxes	E flute	118x98x118	120x100x122	FEFCO 0713	-
F368	water pump boxes	E flute	130x125x195	133x128x198	FEFCO 0713	-
F369	water pump boxes	E flute	142x137x257	145x140x262	FEFCO 0713	-
F370	water pump boxes	E flute	197x140x222	200x143x227	FEFCO 0713	-
F371	water pump boxes	E flute	257x157x258	260x160x262	FEFCO 0713	-
F372	water pump boxes	E flute	198x140x225	202x145x230	FEFCO 0713	-
F373	water pump boxes	E flute	190x150x152	195x153x155	FEFCO 0713	-
F390	brake hose boxes	E flute	100x30x190	103x33x195	FEFCO 0211	-
F391	brake hose boxes	E flute	140x20x140	145x22x145	FEFCO 0211	-
F400	oil / fuel filter boxes	E flute	135x135x190	139x139x195	FEFCO 0713	-
F401	oil / fuel filter boxes	E flute	120x120x250	125x125x260	FEFCO 0215	-
F402	oil / fuel filter boxes	E flute	105x105x225	108x108x230	FEFCO 0713	-
F403	oil / fuel filter boxes	E flute	85x85x200	88x88x205	FEFCO 0713	-
F404	oil / fuel filter boxes	E flute	230x230x630	233x233x635	FEFCO 0713	-

REFERENCE GUIDE

Ref. Number	Suggested Use	Cardboard Type	Internal Dimensions	External Dimensions	Box Construction	Cardboard Insert
F405	oil / fuel filter boxes	E flute	65x65x225	68x68x230	FEFCO 0713	-
F406	oil / fuel filter boxes	E flute	160x160x297	163x163x300	FEFCO 0713	-
F407	oil / fuel filter boxes	E flute	100x100x240	103x103x245	FEFCO 0713	-
F408	oil / fuel filter boxes	E flute	170x170x350	173x173x355	FEFCO 0713	-
F409	oil / fuel filter boxes	E flute	108x108x127	111x110x130	FEFCO 0215	-
F410	oil / fuel filter boxes	E flute	115x115x145	120x120x150	FEFCO 0215	-
F411	oil / fuel filter boxes	E flute	140x140x165	145x145x170	FEFCO 0215	-
F412	oil / fuel filter boxes	E flute	195x195x195	200x200x200	FEFCO 0215	-
F413	oil / fuel filter boxes	E flute	160x160x195	163x163x200	FEFCO 0713	-
F414	oil / fuel filter boxes	E flute	88x88x108	92x92x113	FEFCO 0713	-
F415	oil / fuel filter boxes	E flute	110x110x140	115x115x145	FEFCO 0714	-
F416	oil / fuel filter boxes	E flute	185x185x190	190x190x195	FEFCO 0713	-
F430	turbocharger boxes	B flute	325x175x320	350x180x325	FEFCO 0471	W430
F431	turbocharger boxes	B flute	350x310x240	367x315x248	FEFCO 0471	W431
F432	turbocharger boxes	B flute	365x270x285	385x275x290	FEFCO 0471	W432
F433	turbocharger boxes	B flute	400x220x340	425x230x350	FEFCO 0471	-
F434	turbocharger boxes	EB flute	285x190x235	315x203x250	FEFCO 0471	-
F435	turbocharger boxes	EB flute	365x240x285	397x250x295	FEFCO 0471	-
F436	turbocharger boxes	BC flute	440x220x285	440x230x310	FEFCO 0470	-
F437	turbocharger boxes	BC flute	295x270x225	340x280x250	FEFCO 0470	-
F438	turbocharger boxes	BC flute	220x240x225	260x250x250	FEFCO 0470	-
F450	heavy duty boxes	EB flute	330x195x105	370x205x108	FEFCO 0427	-
F451	heavy duty boxes	EB flute	330x255x105	370x265x108	FEFCO 0427	-
F452	heavy duty boxes	EB flute	510x215x127	535x220x130	FEFCO 0427	-
F453	heavy duty boxes	EB flute	580x235x115	605x243x120	FEFCO 0427	-
F470	display / tray boxes	E flute	310x153x215	325x160x220	FEFCO 0700/0460	-
F471	display / tray boxes	E flute	180x190x273	188x200x280	FEFCO 0714	-
F472	display / tray boxes	B flute	275x380x127	282x385x130	FEFCO 0770	-
F473	display / tray boxes	B flute	355x365x130	375x370x135	FEFCO 0435	W473
F474	display / tray boxes	E flute	320x170x280	325x175x283	FEFCO 0714	-
F475	display / tray boxes	E flute	100x208x208	108x215x215	FEFCO 0700	-
F476	display / tray boxes	E flute	320x155x280	325x160x283	FEFCO 0714	-
F477	display / tray boxes	E flute	440x325x78	445x330x140	FEFCO 0425	-
F478	display / tray boxes	B flute	188x285x120	196x297x127	FEFCO 0714	-
F479	display / tray boxes	EB flute	-	685x685x5	-	-
F480	display / tray boxes	E flute	180x210x255	183x213x258	FEFCO 0714	-
F481	display / tray boxes	E flute	128x390x100	140x400x105	FEFCO 0714	-
F482	display / tray boxes	B flute	120x375x225	130x390x230	FEFCO 0421/0700	-
F483	display / tray boxes	B flute	287x380x195	290x385x197	FEFCO 0700	-
F484	display / tray boxes	B flute	330x315x125	335x330x130	FEFCO 0421	-
F485	display / tray boxes	B flute	360x370x230	374x380x235	FEFCO 0421/0700	-
F486	display / tray boxes	B flute	370x225x230	380x235x240	FEFCO 0421/0700	-
F487	display / tray boxes	B flute	380x325x160	390x340x175	FEFCO 0421/0700	-
F488	display / tray boxes	E flute	380x290x65	390x295x68	FEFCO 0421	-
F489	display / tray boxes	E flute	273x95x380	278x98x383	FEFCO 0714	-
F490	display / tray boxes	E flute	210x215x295	215x220x300	FEFCO 0714	-
F491	display / tray boxes	E flute	170x325x117	180x330x122	FEFCO 0421	-
F492	display / tray boxes	E flute	240x290x178	260x310x185	FEFCO 0421/0210	-
F493	display / tray boxes	E flute	170x330x145	178x335x150	FEFCO 0421/0700	-
F495	display / tray boxes					
F496	display / tray boxes					
F500	ignition module / coil / cable boxes	B flute	220x140x105	240x143x110	FEFCO 0427	-
F501	ignition module / coil / cable boxes	B flute	255x125x95	280x130x97	FEFCO 0427	-
F502	ignition module / coil / cable boxes	E flute	260x133x82	277x140x84	FEFCO 0427	-
F503	ignition module / coil / cable boxes	E flute	375x165x45	390x166x45	FEFCO 0427	-
F504	ignition module / coil / cable boxes	E flute	370x172x75	385x180x78	FEFCO 0427	-
F505	ignition module / coil / cable boxes	E flute	225x95x350	230x98x355	FEFCO 0211	-

Ref. Number	Suggested Use	Cardboard Type	Internal Dimensions	External Dimensions	Box Construction	Cardboard Insert
F506	ignition module / coil / cable boxes	B flute	310x183x100	328x193x110	FEFCO 0470	-
F507	ignition module / coil / cable boxes	B flute	245x200x110	265x210x115	FEFCO 0427	-
F508	ignition module / coil / cable boxes	B flute	162x45x283	170x50x290	FEFCO 0211	-
F509	ignition module / coil / cable boxes	B flute	385x170x95	390x180x100	FEFCO 0215	-
F510	ignition module / coil / cable boxes	B flute	455x150x115	460x155x120	FEFCO 0215	-
F511	ignition module / coil / cable boxes	E flute	238x165x30	250x170x33	FEFCO 0427	-
F512	ignition module / coil / cable boxes	B flute	300x200x150	328x210x155	FEFCO 0427	-
F513	ignition module / coil / cable boxes	E flute	205x85x75	210x90x80	FEFCO 0215	W513
F514	ignition module / coil / cable boxes	E flute	95x90x113	100x98x120	FEFCO 0211	-
F515	ignition module / coil / cable boxes	E flute	70x70x205	73x73x212	FEFCO 0211	-
F516	ignition module / coil / cable boxes	E flute	110x90x393	113x95x398	FEFCO 0211	-
F517	ignition module / coil / cable boxes	E flute	195x60x400	198x67x405	FEFCO 0211	-
F518	ignition module / coil / cable boxes	E flute	180x100x400	182x105x402	FEFCO 0211	-
F519	ignition module / coil / cable boxes	E flute	163x57x225	166x62x270	FEFCO 0713	-
F520	ignition module / coil / cable boxes	E flute	136x83x407	142x86x410	FEFCO 0713/0215	-
F521	ignition module / coil / cable boxes	E flute	138x83x573	145x86x578	FEFCO 0713/0215	-
F522	ignition module / coil / cable boxes	E flute	285x160x73	300x165x78	FEFCO 0427	-
F523	ignition module / coil / cable boxes	E flute	190x75x375	193x78x380	FEFCO 0713	-
F524	ignition module / coil / cable boxes	E flute	90x90x205	93x94x210	FEFCO 0713	-
F525	ignition module / coil / cable boxes	E flute	43/123x112x165	47/125x115x170	FEFCO 0211	-
F526	ignition module / coil / cable boxes	E flute	153x108x365	156x111x370	FEFCO 0713	-
F527	ignition module / coil / cable boxes	B flute	240x190x135	243x200x140	FEFCO 0215	-
F528	ignition module / coil / cable boxes	B flute	475x215x180	480x225x185	FEFCO 0215	-
F529	ignition module / coil / cable boxes	B flute	240x195x135	243x200x145	FEFCO 0210	-
F529A	ignition module / coil / cable boxes	B flute	480x180x90	495x185x93	FEFCO 0427	-
F529B	ignition module / coil / cable boxes	B flute	430x105x335	440x110x340	FEFCO 0215	-
F529C	ignition module / coil / cable boxes	B flute	290x225x70	310x230x75	FEFCO 0421	-
F529D	ignition module / coil / cable boxes	B flute	420x120x80	440x127x85	FEFCO 0471	-
F529E	ignition module / coil / cable boxes	B flute	260x215x85	280x225x92	FEFCO 0471	-
F529F	ignition module / coil / cable boxes	E flute	300x215x130	315x220x135	FEFCO 0427	-
F529G	ignition module / coil / cable boxes	E flute	300x200x80	315x205x85	FEFCO 0427	-
F529I	ignition module / coil / cable boxes	B flute	253x125x75	260x140x80	FEFCO 0426	-
F529J	ignition module / coil / cable boxes	B flute	170x45x400	175x48x405	FEFCO 0211	-
F529K	ignition module / coil / cable boxes	B flute	200x60x232	203x63x235	FEFCO 0211	-
F529L	ignition module / coil / cable boxes	E flute	280x230x70	293x235x74	FEFCO 0421	-
F530	shock absorber boxes	B flute	115x60x640	118x64x643	FEFCO 0210	-
F531	shock absorber boxes	B flute	135x130x575	140x135x585	FEFCO 0211	-
F532	shock absorber boxes	B flute	200x200x495	207x207x507	FEFCO 0211	-
F533	shock absorber boxes	B flute	200x200x580	205x205x587	FEFCO 0211	-
F534	shock absorber boxes	B flute	640x115x60	658x120x66	FEFCO 0471	-
F535	shock absorber boxes	B flute	575x140x115	596x145x123	FEFCO 0471	-
F536	shock absorber boxes	B flute	500x200x200	520x210x210	FEFCO 0471	-
F537	shock absorber boxes	B flute	585x200x200	602x210x215	FEFCO 0471	-
F538	shock absorber boxes	B flute	600x63x63	620x80x70	FEFCO 0471	-
F539	shock absorber boxes	B flute	750x170x170	760x177x175	FEFCO 0227	-
F540	shock absorber boxes	B flute	700x80x80	710x87x85	FEFCO 0227	-
F541	shock absorber boxes	B flute	600x200x200	610x205x205	FEFCO 0227	-
F542	shock absorber boxes	B flute	550x175x175	560x180x180	FEFCO 0227	-
F543	shock absorber boxes	B flute	560x80x80	570x85x85	FEFCO 0227	-
F544	shock absorber boxes	B flute	460x160x160	470x165x165	FEFCO 0227	-
F545	shock absorber boxes	B flute	450x70x70	460x75x75	FEFCO 0227	-
F550	transport boxes	EB flute	165x160x145	175x165x157	FEFCO 0201	-
F551	transport boxes	EB flute	325x225x75	335x228x80	FEFCO 0201	-
F552	transport boxes	EB flute	195x190x190	200x200x200	FEFCO 0201	-
F553	transport boxes	B flute	730x320x35	735x330x42	FEFCO 0401	-
F554	transport boxes	EB flute	400x290x200	415x300x210	FEFCO 0201	-
F555	transport boxes	EB flute	500x400x200	515x410x210	FEFCO 0201	-

REFERENCE GUIDE

Ref. Number	Suggested Use	Cardboard Type	Internal Dimensions	External Dimensions	Box Construction	Cardboard Insert
F556	transport boxes	B flute	190x140x110	198x150x120	FEFCO 0201	-
F557	transport boxes	B flute	250x180x70	260x190x80	FEFCO 0201	-
F558	transport boxes	BC flute	335x235x125	350x250x145	FEFCO 0201	-
F559	transport boxes	B flute	250x175x32	267x187x40	FEFCO 0201	-
F560	transport boxes	B flute	193x120x98	195x122x108	FEFCO 0713/0701	-
F561	transport boxes	B flute	200x150x72	205x153x78	FEFCO 0201	-
F562	transport boxes	B flute	240x240x150	245x242x155	FEFCO 0201	-
F565	transport boxes	EB flute	375x160x375	380x167x390	FEFCO 0201	-
F566	transport boxes	BC flute	585x385x225	595x395x240	FEFCO 0201	-
F568	transport boxes	EB flute	385x290x60	400x300x75	FEFCO 0201	-
F569	transport boxes	EB flute	490x145x140	500x155x145	FEFCO 0201	-
F569A	transport boxes	BC flute	330x230x105	335x240x125	FEFCO 0201	-
F569B	transport boxes	BC flute	540x230x225	550x250x245	FEFCO 0201	-
F569C	transport boxes	BC flute	580x380x105	595x400x120	FEFCO 0201	-
F569D	transport boxes	BC flute	565x375x190	575x385x200	FEFCO 0201	-
F569E	transport boxes	BC flute	510x365x160	520x375x170	FEFCO 0201	-
F569F	transport boxes	BC flute	530x525x195	540x535x210	FEFCO 0201	-
F569K	transport boxes	BC flute	375x140x110	385x155x130	FEFCO 0201	-
F569L	transport boxes	BC flute	280x240x80	290x250x93	FEFCO 0201	-
F569M	transport boxes	B flute	290x190x185	300x200x200	FEFCO 0201	-
F569N	transport boxes	B flute	290x190x120	295x195x125	FEFCO 0201	-
F569P	transport boxes	B flute	555x270x200	570x280x210	FEFCO 0201	-
F569R	transport boxes	B flute	285x145x115	295x155x125	FEFCO 0201	-
F569S	transport boxes	BC flute	360x280x270	370x290x280	FEFCO 0201	-
F569T	transport boxes	BC flute	180x150x105	200x160x125	FEFCO 0201	-
F569U	transport boxes	BC flute	180x180x145	190x185x155	FEFCO 0201	-
F569W	transport boxes	BC flute	270x240x245	285x255x265	FEFCO 0201	-
F569X	transport boxes	BC flute	380x175x105	395x190x120	FEFCO 0201	-
F570	alternator dividers	BC flute	-	1170x770x190	FEFCO 0934	-
F571	starter dividers	BC flute	-	1170x770x165	FEFCO 0934	-
F580	window regulator boxes	E flute	605x430x73	620x435x76	FEFCO 0427	-
F581	window regulator boxes	E flute	745x300x70	760x310x73	FEFCO 0427	-
F582	window regulator boxes	B flute	630x370x52	647x376x55	FEFCO 0401/0422	-
F583	window regulator boxes	B flute	570x417x75	600x427x78	FEFCO 0427	-
F600	wheel bearing kit boxes	E flute	127x45x180	130x47x185	FEFCO 0211	-
F601	wheel bearing kit boxes	E flute	145x85x145	149x89x153	FEFCO 0211	-
F602	wheel bearing kit boxes	E flute	127x45x180	130x47x185	FEFCO 0713	-
F603	wheel bearing kit boxes	E flute	145x85x146	148x89x153	FEFCO 0713	-
F620	cylinder liner boxes	EE flute	150x150x300	155x155x310	FEFCO 0713	-
F621	cylinder liner boxes	EE flute	215x215x300	220x220x315	FEFCO 0713	-
F622	cylinder liner boxes	E flute	148x148x650	152x152x654	FEFCO 0210	-
F623	cylinder liner boxes	B flute	150x140x250	153x145x255	FEFCO 0215	-
F624	cylinder liner boxes	E flute	155x152x420	160x157x425	FEFCO 0210	-
F650	battery boxes	B flute	254x183x193	256x190x200	FEFCO 0215	-
F651	battery boxes	B flute	288x183x193	290x190x200	FEFCO 0215	-
F652	battery boxes	B flute	197x135x233	200x143x243	FEFCO 0215	-
F653	battery boxes	B flute	242x183x236	246x190x243	FEFCO 0215	-
F654	battery boxes	B flute	247x138x238	251x145x243	FEFCO 0215	-
F655	battery boxes	B flute	273x183x235	277x190x242	FEFCO 0215	-
F656	battery boxes	B flute	315x180x238	318x188x243	FEFCO 0215	-
F657	battery boxes	B flute	362x183x193	365x190x198	FEFCO 0215	-
F658	battery boxes	B flute	325x180x193	328x188x198	FEFCO 0215	-
F659	battery boxes	B flute	218x182x196	223x190x200	FEFCO 0215	-
F660	battery boxes	B flute	405x185x193	410x190x200	FEFCO 0215	-
F661	battery boxes	EB flute	515x190x230	520x200x235	FEFCO 0215	-
F662	battery boxes	EB flute	515x225x230	520x235x235	FEFCO 0215	-
F663	battery boxes	EB flute	518x275x250	523x285x255	FEFCO 0215	-

Ref. Number	Suggested Use	Cardboard Type	Internal Dimensions	External Dimensions	Box Construction	Cardboard Insert
F664	battery boxes	B flute	245x180x175	263x190x183	FEFCO 0470	-
F665	battery boxes	EB flute	415x175x235	420x185x240	FEFCO 0215	-
F666	battery boxes	B flute	278x179x196	282x183x202	FEFCO 0713	-
F667	battery boxes	B flute	253x185x195	258x190x200	FEFCO 0215	-
F668	battery boxes	B flute	240x180x235	245x190x240	FEFCO 0215	-
F669	battery boxes	B flute	270x180x235	275x190x240	FEFCO 0215	-
F670	battery boxes	B flute	430x180x185	465x190x190	FEFCO 0427	-
F671	battery boxes	B flute	337x180x250	340x185x255	FEFCO 0215	-
F672	battery boxes	E flute	232x120x220	235x123x223	FEFCO 0713	-
F673	battery boxes	B flute	255x180x180	260x190x190	FEFCO 0215	-
F674	battery boxes	B flute	287x190x240	290x200x250	FEFCO 0215	-
F676	battery boxes	B flute	325x185x175	330x190x185	FEFCO 0215	-
F677	battery boxes	B flute	315x195x230	320x200x235	FEFCO 0215	-
F678	battery boxes	B flute	185x185x195	190x190x205	FEFCO 0215	-
F679	battery boxes	B flute	215x180x180	220x188x185	FEFCO 02015	-
F680	pulley boxes	E flute	160x160x175	176x164x181	FEFCO 0471	-
F681	pulley boxes	E flute	140x152x120	156x154x126	FEFCO 0471	-
F682	pulley boxes	E flute	127x138x100	144x142x106	FEFCO 0471	-
F683	pulley boxes	E flute	105x45x110	108x50x113	FEFCO 0713	-
F686	pulley boxes	E flute	148x135x130	160x140x133	FEFCO 0427	-
F687	pulley boxes	E flute	70x35x137	75x35x142	FEFCO 0211	-
F700	lamp boxes	E flute	145x75x247	150x78x253	FEFCO 0713	-
F701	lamp boxes	E flute	100x73x218	103x77x223	FEFCO 0713	-
F702	lamp boxes	E flute	145x67x145	148x70x150	FEFCO 0713	-
F703	lamp boxes	E flute	115x55x200	118x58x205	FEFCO 0713	-
F704	lamp boxes	E flute	178x97x150	180x102x153	FEFCO 0713	-
F705	lamp boxes	E flute	97x82x140	100x85x145	FEFCO 0713	-
F706	lamp boxes	E flute	397x155x120	402x160x125	FEFCO 0713	-
F707	lamp boxes	E flute	570x153x120	573x157x125	FEFCO 0713	-
F708	lamp boxes	E flute	153x118x400	156x123x405	FEFCO 0211	-
F709	lamp boxes	E flute	153x120x570	153x122x575	FEFCO 0211	-
F710	lamp boxes	E flute	142x90x188	145x95x193	FEFCO 0215	W710
F711	lamp boxes	E flute	135x85x207	138x88x210	FEFCO 0713	-
F712	lamp boxes	E flute	95x68x215	98x71x218	FEFCO 0713	-
F713	lamp boxes	E flute	310x73x135	313x78x143	FEFCO 0713	-
F714	lamp boxes	E flute	170x135x135	173x138x140	FEFCO 0713	-
F715	lamp boxes	E flute	270x115x132	273x118x135	FEFCO 0713	-
F716	lamp boxes	E flute	145x50x145	150x55x150	FEFCO 0713	-
F717	lamp boxes	E flute	137x72x310	140x75x315	FEFCO 0713	-
F718	lamp boxes	E flute	115x65x165	118x70x170	FEFCO 0713	-
F719	lamp boxes	E flute	98x85x140	103x88x143	FEFCO 0713	-
F720	lamp boxes	E flute	177x90x185	108x83x190	FEFCO 0211	-
F721	lamp boxes	E flute	150x70x215	153x75x220	FEFCO 0713	-
F722	lamp boxes	E flute	135x105x450	140x110x455	FEFCO 0713	-
F723	lamp boxes	E flute	165x100x635	168x108x640	FEFCO 0713	-
F724	lamp boxes	E flute	145x75x250	150x80x255	FEFCO 0713	-
F725	lamp boxes	E flute	135x73x205	140x78x210	FEFCO 0713	-
F726	lamp boxes	E flute	150x150x210	155x155x215	FEFCO 0713	-
F727	lamp boxes	E flute	180x90x180	183x95x185	FEFCO 0713	-
F728	lamp boxes	E flute	163x163x160	165x170x165	FEFCO 0713	-
F729	lamp boxes	E flute	145x80x250	150x85x255	FEFCO 0713	-
F729A	lamp boxes	E flute	100x45x250	105x50x255	FEFCO 0713	-
F729B	lamp boxes	E flute	145x82x250	150x85x253	FEFCO 0713	-
F729C	lamp boxes	E flute	180x97x257	183x100x260	FEFCO 0713	-
F729D	lamp boxes	E flute	165x90x190	168x93x195	FEFCO 0713	-
F729E	lamp boxes	E flute	250x165x85	270x175x90	FEFCO 0427	-
F729F	lamp boxes	E flute	158x65x160	162x70x165	FEFCO 0713	-

REFERENCE GUIDE

Ref. Number	Suggested Use	Cardboard Type	Internal Dimensions	External Dimensions	Box Construction	Cardboard Insert
F730	gasket boxes	E flute	-	150x150x1	FEFCO 0900	-
F731	gasket boxes	E flute	-	150x400x1	FEFCO 0901	-
F732	gasket boxes	B flute	-	300x530x2	FEFCO 0900	-
F733	gasket boxes	B flute	-	350x700x1	FEFCO 0900	-
F750	timing chain kit boxes	B flute	330x245x65	355x253x70	FEFCO 0427	-
F751	timing chain kit boxes	B flute	315x155x55	340x162x60	FEFCO 0427	-
F752	timing chain kit boxes	B flute	545x300x65	570x308x70	FEFCO 0427	-
F753	timing chain kit boxes	B flute	465x330x65	490x338x70	FEFCO 0427	-
F754	timing chain kit boxes	B flute	465x330x125	490x338x130	FEFCO 0427	-
F755	timing chain kit boxes	B flute	540x325x65	555x332x70	FEFCO 0427	-
F756	timing chain kit boxes	B flute	450x310x60	470x315x63	FEFCO 0427	-
F757	timing chain kit boxes	EB flute	350x220x150	395x233x155	FEFCO 0427	W780
F758	timing chain kit boxes	B flute	320x235x145	347x240x156	FEFCO 0471	-
F759	timing chain kit boxes	E flute	300x225x120	317x230x123	FEFCO 0471	-
F760	timing chain kit boxes	E flute	320x230x70	330x235x75	FEFCO 0472	-
F761	timing chain kit boxes	E flute	285x135x50	300x140x55	FEFCO 0427	-
F762	timing chain kit boxes	E flute	515x215x48	525x220x52	FEFCO 0427	-
F763	timing chain kit boxes	E flute	290x215x57	300x225x60	FEFCO 0427	-
F764	timing chain kit boxes	E flute	500x345x70	520x353x73	FEFCO 0427	-
F765	timing chain kit boxes	E flute	335x205x70	345x213x75	FEFCO 0427	-
F766	timing chain kit boxes	E flute	325x135x43	330x140x50	FEFCO 0713/0701	-
F767	timing chain kit boxes	E flute	325x135x65	330x140x70	FEFCO 0713/0701	-
F768	timing chain kit boxes	E flute	330x140x100	333x145x107	FEFCO 0713/0701	-
F769	timing chain kit boxes	E flute	327x143x53	350x155x65	FEFCO 0427	-
F770	timing chain kit boxes	B flute	545x250x80	565x225x85	FEFCO 0427	-
F780	steering rack boxes	B flute	1171x236x132	1180x246x137	FEFCO 0470	-
F781	steering rack boxes	EB flute	700x300x150	740x315x155	FEFCO 0427	W781
F782	steering rack boxes	EB flute	900x400x150	940x412x155	FEFCO 0427	W782
F783	steering rack boxes	EB flute	800x500x200	835x510x205	FEFCO 0427	-
F784	steering rack boxes	BC flute	1168x223x150	1203x230x155	FEFCO 0470	-
F785	steering rack boxes	EB flute	1246x282x138	1290x290x145	FEFCO 0427	-
F786	steering rack boxes	EC flute	1315x220x129	1350x238x135	FEFCO 0470	-
F787	steering rack boxes	EB flute	1391x223x145	1424x230x165	FEFCO 0470	-
F788	steering rack boxes	EC flute	1463x170x125	1498x183x130	FEFCO 0471	-
F789	steering rack boxes	EB flute	1440x280x140	1473x293x148	FEFCO 0471	W789
F790	steering rack boxes	EB flute	1503x350x250	1538x362x260	FEFCO 0471	W790
F791	steering rack boxes	BC flute	1500x400x150	1550x420x160	FEFCO 0427	W791
F792	steering rack boxes	EB flute	800x400x350	835x410x360	FEFCO 0471	-
F794	steering rack boxes	EB flute	1000x420x250	1030x430x260	FEFCO 0471	W794
F800	air conditioning compressor boxes	EB flute	300x190x230	336x200x245	FEFCO 0471	W800
F801	air conditioning compressor boxes	EE flute	270x180x210	275x185x215	FEFCO 0212	-
F820	timing belt boxes	E flute	250x20x375	253x23x378	FEFCO 0210	-
F821	timing belt boxes	E flute	300x20x477	303x25x480	FEFCO 0210	-
F822	timing belt boxes	E flute	250x37x377	253x40x380	FEFCO 0210	-
F823	timing belt boxes	E flute	360x20x717	363x23x720	FEFCO 0210	-
F824	timing belt boxes	B flute	305x300x50	325x305x53	FEFCO 0471	-
F825	timing belt boxes	E flute	250x68x377	253x71x380	FEFCO 0210	-
F826	timing belt boxes	E flute	300x65x350	303x70x355	FEFCO 0713	-
F827	timing belt boxes	E flute	360x67x717	363x70x720	FEFCO 0210	-
F828	timing belt boxes	E flute	360x37x717	362x40x720	FEFCO 0210	-
F840	engine piston kit boxes	B flute	180x180x100	183x183x110	FEFCO 0212	-
F841	engine piston kit boxes	B flute	217x215x140	220x222x150	FEFCO 0212	-
F842	engine piston kit boxes	B flute	180x180x100	185x182x110	FEFCO 0212	-
F850	wiper blade boxes	E flute	75x75x770	78x78x777	FEFCO 0215	-
F851	wiper blade boxes	E flute	69x69x753	72x72x756	FEFCO 0211	-
F870	custom car parts boxes	E flute	405x280x105	420x285x108	FEFCO 0427	-
F871	custom car parts boxes	E flute	410x205x100	420x210x105	FEFCO 0427	-

Ref. Number	Suggested Use	Cardboard Type	Internal Dimensions	External Dimensions	Box Construction	Cardboard Insert
F872	custom car parts boxes	E flute	307x120x500	310x124x505	FEFCO 0210	-
F873	custom car parts boxes	E flute	340x235x97	355x240x100	FEFCO 0427	-
F874	custom car parts boxes	E flute	232x80x407	235x85x410	FEFCO 0210	-
F875	custom car parts boxes	E flute	420x275x125	435x280x128	FEFCO 0427	-
F876	custom car parts boxes	E flute	230x90x405	235x95x410	FEFCO 0210	-
F900	concentric slave cylinder (scs) boxes	E flute	110x88x75	113x93x78	FEFCO 0215	-
F901	concentric slave cylinder (scs) boxes	E flute	280x140x95	282x143x100	FEFCO 0215	-
F902	concentric slave cylinder (scs) boxes	E flute	200x108x85	202x112x88	FEFCO 0215	-
F903	concentric slave cylinder (scs) boxes	E flute	285x145x100	293x150x105	FEFCO 0713	-
F904	concentric slave cylinder (scs) boxes	E flute	310x165x110	315x170x115	FEFCO 0713	-
F920	hydraulic cylinder boxes	E flute	275x118x78	278x122x82	FEFCO 0713	-
F921	hydraulic cylinder boxes	E flute	337x117x77	340x120x80	FEFCO 0713	-
F922	hydraulic cylinder boxes	E flute	107x80x48	110x83x52	FEFCO 0420	-
F923	hydraulic cylinder boxes	E flute	215x78x63	220x83x68	FEFCO 0420	-
F924	hydraulic cylinder boxes	E flute	210x120x80	215x125x85	FEFCO 0713	-
F950	strut mounts boxes	B flute	340x450x130	360x460x135	FEFCO 0427	-
F951	strut mounts boxes	B flute	390x380x125	410x390x130	FEFCO 0427	-
W005	alternator boxes insert	B flute	-	158x180x135	-	F005, F008, F009
W006	alternator boxes insert	B flute	-	189x165x125	-	F006
W007	alternator boxes insert	B flute	-	200x160x130	-	F007
W010	alternator boxes insert	B flute	-	201x177x180	-	F010
W012	alternator boxes insert	B flute	-	215x170x118	-	F012
W013	alternator boxes insert	B flute	-	246x183x140	-	F013
W014	alternator boxes insert	B flute	-	223x168x128	-	F003, F014
W015	alternator boxes insert	B flute	-	223x168x128	-	F003 (-17mm)/F014
W016	alternator boxes insert	B flute	-	240x178x130	-	F016, F017, F031
W016A	alternator boxes insert	B flute	-	240x180x70	-	F016
W018	alternator boxes insert	B flute	-	236x180x140	-	F018
W019	alternator boxes insert	B flute	-	232x208x125	-	F019
W023	alternator boxes insert	B flute	-	265x230x140	-	F023, F029
W024	alternator boxes insert	B flute	-	305x190x200	-	F024
W025	alternator boxes insert	B flute	-	287x257x145	-	F025
W027	alternator boxes insert	B flute	-	245x216x135	-	F027
W030	alternator boxes insert	B flute	-	295x300x150	-	F030
W037	alternator boxes insert	B flute	-	250x179x115	-	F037
W039	alternator boxes insert	B flute	-	219x177x120	-	F039
W039A	alternator boxes insert	B flute	-	284x207x135	-	F039A
W039H	alternator boxes insert	B flute	-	259x182x135	-	F039H
W039J	alternator boxes insert	B flute	-	243x208x145	-	F039J
W039P	alternator boxes insert	B flute	-	219x180x142	-	F039P
W040	starter boxes insert	B flute	-	220x115x90	-	F040
W043	starter boxes insert	B flute	-	245x138x102	-	F043/F087
W044	starter boxes insert	B flute	-	246x150x115	-	F044, F045, F099R, F099C
W046	starter boxes insert	B flute	-	244x167x104	-	F046
W047	starter boxes insert	B flute	-	253x125x95	-	F047
W048	starter boxes insert	B flute	-	250x118x115	-	F048
W051	starter boxes insert	B flute	-	280x185x120	-	F051, F056
W053	starter boxes insert	B flute	-	290x170x90	-	F053, F054
W058	starter boxes insert	B flute	-	280x187x137	-	F058
W059	starter boxes insert	B flute	-	300x172x123	-	F059
W060	starter boxes insert	B flute	-	286x185x140	-	F060
W061	starter boxes insert	B flute	-	302x130x140	-	F061
W064	starter boxes insert	B flute	-	350x135x140	-	F064
W065	starter boxes insert	B flute	-	365x185x160	-	F065
W066	starter boxes insert	B flute	-	340x230x145	-	F066
W067	starter boxes insert	B flute	-	384x144x130	-	F067
W070	starter boxes insert	B flute	-	410x220x140	-	F070

REFERENCE GUIDE

Ref. Number	Suggested Use	Cardboard Type	Internal Dimensions	External Dimensions	Box Construction	Cardboard Insert
W072	starter boxes insert	B flute	-	440x205x105	-	F072
W073	starter boxes insert	B flute	-	445x220x155	-	F073
W075	starter boxes insert	B flute	-	454x250x135	-	F075
W076	starter boxes insert	B flute	-	463x239x140	-	F076
W077	starter boxes insert	B flute	-	486x190x127	-	F077
W078	starter boxes insert	B flute	-	380x235x165	-	F078
W079	starter boxes insert	B flute	-	400x275x165	-	F079
W080	starter boxes insert	B flute	-	435x192x130	-	F080, F089
W081	starter boxes insert	B flute	-	457x165x200	-	F081
W082	starter boxes insert	B flute	-	545x170x125	-	F082, F050, F088
W083	starter boxes insert	B flute	-	545x162x210	-	F083
W084	starter boxes insert	B flute	-	292x170x100	-	F084
W086	starter boxes insert	B flute	-	344x210x165	-	F086, F099N
W090	starter boxes insert	B flute	-	525x270x125	-	F090
W093	starter boxes insert	B flute	-	445x227x203	-	F093
W094	starter boxes insert	B flute	-	280x146x105	-	F094
W096	starter boxes insert	B flute	-	348x182x130	-	F095/F096
W097	starter boxes insert	B flute	-	246x172x95	-	F097
W098	starter boxes insert	B flute	-	379x217x120	-	F098
W099A	starter boxes insert	B flute	-	419x217x133	-	F099A
W099B	starter boxes insert	B flute	-	260x187x90	-	F099B
W099E	starter boxes insert	B flute	-	210x105x107	-	-
W099K	starter boxes insert	B flute	-	309x199x135	-	F099K
W099W	starter boxes insert	B flute	-	300x178x123	-	F099W
W100	armature boxes insert	B flute	-	259x63x65	-	F100
W105	armature boxes insert	B flute	-	259x53x66	-	F105
W149S	pulley/bearing boxes insert	EE flute	-	162x162x2 / 160x160x32	-	F149S
W154	drive shaft boxes insert	B flute	-	915x115x120	-	F154
W160	cv joint boxes insert	B flute	-	290x110x120	-	F160
W167	brake disc boxes insert	B flute	-	254x254x2	-	F167
W175	timing belt + water pump boxes insert	E flute	-	330x260x1	-	F175
W176	timing belt + water pump boxes insert	E flute	-	260x220x40	-	F176
W177	timing belt + water pump boxes insert	B flute	-	255x152x57	-	F177
W178	timing belt + water pump boxes insert	B flute	-	260x160x80	-	F178
W179E	timing belt + water pump boxes insert	E flute	-	360x210x100 / 359x209x1	-	F179E
W192	brake caliper box insert	B flute	-	199x139x80	-	F192
W195	brake caliper box insert	B flute	-	203x137x112	-	F195
W219P	timing belt + water pump boxes insert	E flute	-	254x156x60	-	F219P
W219U	brake shoe box insert	B flute	-	255x175x130	-	F219U
W341	steering pump box insert	B flute	-	215x187x130	-	F341
W342	steering pump box insert	B flute	-	138x143x117	-	F342
W366	water pump box insert	E flute	-	284x172x1	-	F366
W430	turbochargers boxes insert	B flute	-	324x174x315	-	F430
W431	turbochargers boxes insert	B flute	-	349x306x237	-	F431
W432	turbochargers boxes insert	B flute	-	362x268x281	-	F432
W513	ignition module / coil / cable boxes insert	E flute	-	204x84x45	-	F513
W710	lamp boxes insert	E flute	-	142x75x185	-	F710
W763A	lamp boxes insert	EE flute	-	217x282x2 / 280x140x25	-	F763
W763B	timing chain kit boxes insert	EE flute	-	217x282x2 / 280x140x30	-	F763
W780	timing chain kit boxes insert	B flute	-	337x218x11	-	F757
W781	steering rack boxes insert	B flute	-	687x296x113	-	F781
W782	steering rack boxes insert	B flute	-	884x370x110	-	F782
W789	steering rack boxes insert	B flute	-	1425x280x95	-	F789
W790	steering rack boxes insert	B flute	-	1490x340x165	-	F790
W794	steering rack boxes insert	B flute	-	992x410x190	-	F794
W800	air conditioning compressor boxes insert	B flute	-	300x190x150	-	F800

Ref. Number	Cardboard Type	External Dimensions	Box Construction
L001	400 g/m ²	73x63x34	FEFCO 0713
L002	400 g/m ²	69x58x55	FEFCO 0713
L003	400 g/m ²	70x38x68	FEFCO 0211
L004	400 g/m ²	90x33x55	FEFCO 0211
L005	400 g/m ²	92x45x54	FEFCO 0713
L006	400 g/m ²	98x58x60	FEFCO 0713
L007	400 g/m ²	74x45x74	FEFCO 0713
L008	400 g/m ²	82x30x83	FEFCO 0211
L009	400 g/m ²	63x35x100	FEFCO 0713
L010	400 g/m ²	66x46x89	FEFCO 0211
L011	400 g/m ²	87x73x60	FEFCO 0713
L012	400 g/m ²	83x72x79	FEFCO 0713
L013	400 g/m ²	80x34x95	FEFCO 0211
L014	400 g/m ²	80x52x95	FEFCO 0211
L015	400 g/m ²	64x33x123	FEFCO 0211
L016	400 g/m ²	100x43x100	FEFCO 0211
L017	400 g/m ²	85x45x108	FEFCO 0211
L018	400 g/m ²	88x41x120	FEFCO 0713
L019	400 g/m ²	90x45x120	FEFCO 0211
L020	400 g/m ²	90x58x110	FEFCO 0713
L021	400 g/m ²	90x58x110	FEFCO 0713
L022	400 g/m ²	93x60x117	FEFCO 0211
L023	400 g/m ²	115x56x114	FEFCO 0211
L024	400 g/m ²	112x65x118	FEFCO 0713
L025	400 g/m ²	135x29x100	FEFCO 0211
L026	400 g/m ²	127x66x128	FEFCO 0215
L027	400 g/m ²	101x54x152	FEFCO 0211
L028	400 g/m ²	125x40x150	FEFCO 0211
L029	400 g/m ²	125x48x150	FEFCO 0211
L030	400 g/m ²	154x68x162	FEFCO 0215
L031	400 g/m ²	46x41x83	FEFCO 0211
L032	400 g/m ²	50x49x90	FEFCO 0215
L033	400 g/m ²	53x52x94	FEFCO 0211
L034	400 g/m ²	55x53x95	FEFCO 0211
L035	400 g/m ²	61x60x50	FEFCO 0713
L036	400 g/m ²	64x62x51	FEFCO 0211
L037	400 g/m ²	70x68x71	FEFCO 0218
L038	400 g/m ²	90x88x65	FEFCO 0713
L039	400 g/m ²	105x99x30	FEFCO 0713
L040	400 g/m ²	79x77x86	FEFCO 0218
L041	400 g/m ²	89x89x103	FEFCO 0211
L042	400 g/m ²	62x60x114	FEFCO 0211
L043	400 g/m ²	61x60x125	FEFCO 0211
L044	400 g/m ²	70x68x120	FEFCO 0211
L045	400 g/m ²	55x54x150	FEFCO 0211
L046	400 g/m ²	60x60x157	FEFCO 0211
L047	400 g/m ²	65x64x180	FEFCO 0211
L048	400 g/m ²	70x68x190	FEFCO 0211
L049	400 g/m ²	50x42x225	FEFCO 0210
L050	400 g/m ²	92x74x54	FEFCO 0713
L051	700 g/m ²	100x90x89	FEFCO 0713
L052	400 g/m ²	100x90x88	FEFCO 0713
L053	400 g/m ²	155x63x50	FEFCO 0713
L054	400 g/m ²	124x93x53	FEFCO 0713
L055	400 g/m ²	124x92x53	FEFCO 0713
L056	700 g/m ²	123x107x62	FEFCO 0713
L057	400 g/m ²	124x107x62	FEFCO 0713
L058	400 g/m ²	150x93x84	FEFCO 0713
L059	700 g/m ²	150x93x84	FEFCO 0713
L060	400 g/m ²	135x118x107	FEFCO 0713
L061	700 g/m ²	135x118x107	FEFCO 0713
L062	400 g/m ²	157x125x68	FEFCO 0713
L063	700 g/m ²	155x127x91	FEFCO 0713
L064	400 g/m ²	155x127x91	FEFCO 0713
L065	400 g/m ²	170x105x100	FEFCO 0713

Ref. Number	Cardboard Type	External Dimensions	Box Construction
L066	400 g/m ²	170x103x100	FEFCO 0713
L067	400 g/m ²	200x124x71	FEFCO 0713
L068	400 g/m ²	225x125x85	FEFCO 0713
L069	400 g/m ²	110x18x220	FEFCO 0210
L070	400 g/m ²	162x50x273	FEFCO 0215
L071	400 g/m ²	126x65x283	FEFCO 0215
L072	400 g/m ²	210x68x300	FEFCO 0211
L073	400 g/m ²	52x28x135	FEFCO 0210
L074	400 g/m ²	43x31x153	FEFCO 0210
L075	400 g/m ²	42x29x164	FEFCO 0210
L076	400 g/m ²	65x33x124	FEFCO 0211
L077	400 g/m ²	82x36x193	FEFCO 0210
L078	700 g/m ²	75x46x198	FEFCO 0210
L079	400 g/m ²	31x19x281	FEFCO 0210
L080	400 g/m ²	31x21x283	FEFCO 0211
L081	400 g/m ²	32x31x284	FEFCO 0211
L082	400 g/m ²	31x22x361	FEFCO 0210
L083	400 g/m ²	31x22x426	FEFCO 0210
L084	400 g/m ²	33x22x53	FEFCO 0211
L085	400 g/m ²	50x17x50	FEFCO 0211
L086	400 g/m ²	56x23x56	FEFCO 0211
L087	400 g/m ²	70x25x70	FEFCO 0211
L088	400 g/m ²	55x21x85	FEFCO 0211
L089	400 g/m ²	55x25x106	FEFCO 0211
L090	400 g/m ²	65x37x110	FEFCO 0211
L091	400 g/m ²	72x36x137	FEFCO 0211
L092	400 g/m ²	53x45x73	FEFCO 0713
L093	400 g/m ²	54x54x75	FEFCO 0713
L094	400 g/m ²	42x39x130	FEFCO 0713
L095	400 g/m ²	50x50x130	FEFCO 0713
L096	400 g/m ²	82x82x74	FEFCO 0215/0713
L097	400 g/m ²	88x75x59	FEFCO 0713
L098	400 g/m ²	140x57x58	FEFCO 0211
L099	400 g/m ²	119x90x65	FEFCO 0713
L100	400 g/m ²	130x72x80	FEFCO 0211
L101	400 g/m ²	130x95x95	FEFCO 0713
L102	400 g/m ²	170x70x95	FEFCO 0713
L103	400 g/m ²	210x90x95	FEFCO 0713
L104	400 g/m ²	190x135x135	FEFCO 0713
L105	400 g/m ²	74x54x73	FEFCO 0713
L106	400 g/m ²	76x56x76	FEFCO 0215/0713
L107	400 g/m ²	80x50x100	FEFCO 0713
L108	400 g/m ²	90x65x139	FEFCO 0713
L109	400 g/m ²	102x51x127	FEFCO 0215/0713
L110	400 g/m ²	95x95x120	FEFCO 0215/0713
L111	400 g/m ²	120x113x120	FEFCO 0215/0713
L112	400 g/m ²	110x110x140	FEFCO 0713
L113	400 g/m ²	136x126x136	FEFCO 0215/0713
L114	400 g/m ²	124x35x190	FEFCO 0211
L115	400 g/m ²	133x85x186	FEFCO 0211
L116	400 g/m ²	118x83x220	FEFCO 0215/0713
L117	400 g/m ²	140x45x240	FEFCO 0713
L118	400 g/m ²	80x50x298	FEFCO 0713
L119	400 g/m ²	80x54x417	FEFCO 0713
L120	400 g/m ²	110x70x330	FEFCO 0215/0713
L121	400 g/m ²	182x112x242	FEFCO 0215/0713
L122	400 g/m ²	130x130x77	FEFCO 0713
L123	400 g/m ²	45x45x70	FEFCO 0211
L124	400 g/m ²	39x45x90	FEFCO 0211
L125	400 g/m ²	33x25x105	FEFCO 0211
L126	400 g/m ²	55x45x119	FEFCO 0211
L127	400 g/m ²	62x52x154	FEFCO 0211
L128	400 g/m ²	25x25x70	FEFCO 0211
L129	400 g/m ²	80x50x200	FEFCO 0713
L130	400 g/m ²	54x54x76	FEFCO 0713

REFERENCE GUIDE

Ref. Number	Cardboard Type	External Dimensions	Box Construction
L131	400 g/m ²	75x50x75	FEFCO 0713
L132	400 g/m ²	60x60x90	FEFCO 0713
L133	400 g/m ²	90x90x150	FEFCO 0713
L134	400 g/m ²	140x140x320	FEFCO 0713
L135	400 g/m ²	150x45x160	FEFCO 0211
L136	400 g/m ²	97x60x95	FEFCO 0215
L137	400 g/m ²	47x47x56	FEFCO 0215
L138	400 g/m ²	105x52x106	FEFCO 0211
L139	400 g/m ²	47x47x55	FEFCO 0713
L140	400 g/m ²	218x30x218	FEFCO 0211
L141	400 g/m ²	138x117x162	FEFCO 0713
L142	400 g/m ²	98x55x130	FEFCO 0713
L143	400 g/m ²	72x72x45	FEFCO 0215
L144	400 g/m ²	72x36x91	FEFCO 0210
L145	400 g/m ²	121x72x48	FEFCO 0215
L146	400 g/m ²	117x36x123	FEFCO 0210
L147	400 g/m ²	70x70x70	FEFCO 0713
L148	400 g/m ²	80x80x60	FEFCO 0713
L149	400 g/m ²	80x80x192	FEFCO 0713
L150	400 g/m ²	115x115x270	FEFCO 0713
L151	400 g/m ²	105x105x125	FEFCO 0713
L152	400 g/m ²	100x85x140	FEFCO 0713
L153	400 g/m ²	35x27x97	FEFCO 0211
L154	400 g/m ²	46x42x67	FEFCO 0211
L155	400 g/m ²	95x70x92	FEFCO 0210
L156	400 g/m ²	35x35x50	FEFCO 0211
L156 ZB.	400 g/m ²	75x183x55	FEFCO 0211
L157	400 g/m ²	65x45x145	FEFCO 0713
L158	400 g/m ²	50x50x70	FEFCO 0713
L159	400 g/m ²	85x85x85	FEFCO 0713
L160	400 g/m ²	42x42x58	FEFCO 0211
L161	400 g/m ²	102x102x45	FEFCO 0713
L162	400 g/m ²	125x125x60	FEFCO 0713
L163	400 g/m ²	72x36x138	FEFCO 0211
L164	400 g/m ²	98x44x180	FEFCO 0211
L165	400 g/m ²	65x25x110	FEFCO 0211
L166	400 g/m ²	90x65x140	FEFCO 0713
L167	400 g/m ²	120x120x140	FEFCO 0713
L168	400 g/m ²	85x53x105	FEFCO 0713
L169	400 g/m ²	207x106x90	FEFCO 0713
L170	400 g/m ²	80x55x418	FEFCO 0713
L171	400 g/m ²	47x47x360	FEFCO 0713
L172	400 g/m ²	80x65x300	FEFCO 0713
L173	400 g/m ²	80x50x115	FEFCO 0713
L174	400 g/m ²	80x50x298	FEFCO 0713
L175	400 g/m ²	80x50x200	FEFCO 0713
L176	400 g/m ²	90x60x110	FEFCO 0713
L177	400 g/m ²	140x92x142	FEFCO 0713
L178	400 g/m ²	225x125x110	FEFCO 0713
L179	400 g/m ²	200x120x180	FEFCO 0713
L180	400 g/m ²	112x80x80	FEFCO 0713
L181	400 g/m ²	78x40x170	FEFCO 0713
L182	400 g/m ²	95x47x205	FEFCO 0713
L183	400 g/m ²	160x20x220	FEFCO 0211
L184	400 g/m ²	160x20x160	FEFCO 0211
L185	400 g/m ²	120x50x200	FEFCO 0211
L186	400 g/m ²	300x15x300	FEFCO 0211
L187	400 g/m ²	85x40x175	FEFCO 0713
L188	400 g/m ²	71x28x93	FEFCO 0211
L191	400 g/m ²	92x60x95	FEFCO 0211
L192	500 g/m ²	198x91x50	FEFCO 0427
L193	500 g/m ²	158x90x45	FEFCO 0427
L194	500 g/m ²	92x70x40	FEFCO 0427
L195	500 g/m ²	118x62x18	FEFCO 0427
L196	500 g/m ²	131x126x25	FEFCO 0427
L197	500 g/m ²	92x95x40	FEFCO 0427

Ref. Number	Cardboard Type	External Dimensions	Box Construction
L198	500 g/m ²	77x37x40	FEFCO 0427
L199	500 g/m ²	95x45x55	FEFCO 0427
L200	500 g/m ²	107x50x75	FEFCO 0427
L201	500 g/m ²	108x52x50	FEFCO 0427
L202	500 g/m ²	98x45x55	FEFCO 0427
L203	500 g/m ²	117x56x63	FEFCO 0427
L204	500 g/m ²	172x84x75	FEFCO 0427
L205	400 g/m ²	33x33x57	FEFCO 0211
L206	400 g/m ²	175x68x58	FEFCO 0303
L207	400 g/m ²	77x30x122	FEFCO 0211
L208	400 g/m ²	95x95x123	FEFCO 0713
L209	400 g/m ²	87x25x145	FEFCO 0211
L210	400 g/m ²	55x50x140	FEFCO 0211
L213	400 g/m ²	50x50x270	FEFCO 0215
L214	400 g/m ²	100x85x120	FEFCO 0713
L215	400 g/m ²	223x93x60	FEFCO 0713
L216	400 g/m ²	100x85x85	FEFCO 0713
LF001	400 g/m ²	220x55x300	FEFCO 0713
LF002	400 g/m ²	250x65x390	FEFCO 0713
LF003	400 g/m ²	260x70x260	FEFCO 0211
LF004	400 g/m ²	200x170x380	FEFCO 0211
LF005	400 g/m ²	320x85x330	FEFCO 0211
LF006	400 g/m ²	185x80x485	FEFCO 0211
LF007	400 g/m ²	140x80x390	FEFCO 0211
LF008	400 g/m ²	105x105x160	FEFCO 0713
LF009	400 g/m ²	98x98x220	FEFCO 0713
LF010	400 g/m ²	133x133x80	FEFCO 0713
LF011	400 g/m ²	260x80x370	FEFCO 0713
LF012	400 g/m ²	140x140x160	FEFCO 0713
LF013	400 g/m ²	110x110x400	FEFCO 0713
LF014	400 g/m ²	230x230x630	FEFCO 0713
LF015	400 g/m ²	85x85x200	FEFCO 0713
LF016	400 g/m ²	70x70x110	FEFCO 0713
LF017	400 g/m ²	90x90x135	FEFCO 0713
LF018	400 g/m ²	198x32x218	FEFCO 0215
LF019	400 g/m ²	203x34x220	FEFCO 0215
LF020	400 g/m ²	160x65x210	FEFCO 0211
LF021	400 g/m ²	70x70x160	FEFCO 0713
LF022	400 g/m ²	238x32x255	FEFCO 0211
LF023	400 g/m ²	200x60x250	FEFCO 0713
LF024	400 g/m ²	237x27x256	FEFCO 0211
LF025	400 g/m ²	250x40x285	FEFCO 0211
LF026	400 g/m ²	210x40x260	FEFCO 0211
LF027	400 g/m ²	195x40x270	FEFCO 0211
LF028	400 g/m ²	190x70x213	FEFCO 0713
LF029	400 g/m ²	175x35x335	FEFCO 0211
LF030	400 g/m ²	70x70x77	FEFCO 0713
LF031	400 g/m ²	255x30x295	FEFCO 0211
LF032	400 g/m ²	218x60x293	FEFCO 0713
LF033	400 g/m ²	207x43x235	FEFCO 0211
LF034	400 g/m ²	205x35x225	FEFCO 0215
LF035	400 g/m ²	205x25x225	FEFCO 0215
LF036	400 g/m ²	220x35x245	FEFCO 0215
LF037	400 g/m ²	225x25x225	FEFCO 0215
LF038	400 g/m ²	215x55x357	FEFCO 0211
LF039	400 g/m ²	250x37x376	FEFCO 0210
LF040	400 g/m ²	300x37x475	FEFCO 0210
LF041	400 g/m ²	83x60x360	FEFCO 0713
LF042	400 g/m ²	50x50x100	FEFCO 0713
LF043	400 g/m ²	250x20x375	FEFCO 0210
LF044	400 g/m ²	200x27x230	FEFCO 0215
LF045	400 g/m ²	222x23x220	FEFCO 0215
LF046	400 g/m ²	220x32x190	FEFCO 0215
LF047	400 g/m ²	245x33x217	FEFCO 0215
LF048	400 g/m ²	217x33x228	FEFCO 0215
LF049	400 g/m ²	223x35x240	FEFCO 0215

Ref. Number	Cardboard Type	External Dimensions	Box Construction
LF050	400 g/m ²	300x21x476	FEFCO 0211
LF051	400 g/m ²	210x30x285	FEFCO 0211
LF052	400 g/m ²	170x37x335	FEFCO 0211
LF053	400 g/m ²	220x35x258	FEFCO 0211
LF054	400 g/m ²	220x35x290	FEFCO 0211
LF055	400 g/m ²	217x35x365	FEFCO 0211
LF056	400 g/m ²	240x40x372	FEFCO 0211
LF057	400 g/m ²	190x65x270	FEFCO 0211
LF058	400 g/m ²	207x38x245	FEFCO 0211
LF059	400 g/m ²	230x40x365	FEFCO 0211
LF060	400 g/m ²	172x32x207	FEFCO 0215
LF061	400 g/m ²	315x35x308	FEFCO 0211
LF062	400 g/m ²	188x73x475	FEFCO 0211
LF063	400 g/m ²	120x20x285	FEFCO 0211
LF064	400 g/m ²	210x37x305	FEFCO 0211
LF065	400 g/m ²	205x35x307	FEFCO 0211
LF066	400 g/m ²	155x30x400	FEFCO 0211
LF067	400 g/m ²	150x45x400	FEFCO 0211
LF068	400 g/m ²	205x35x315	FEFCO 0211
LF069	400 g/m ²	168x42x265	FEFCO 0211
LF070	400 g/m ²	210x45x220	FEFCO 0211
LF071	400 g/m ²	185x45x207	FEFCO 0211
LF072	400 g/m ²	200x30x225	FEFCO 0211
LF073	400 g/m ²	185x35x463	FEFCO 0211
LF074	400 g/m ²	115x40x530	FEFCO 0211
LF075	400 g/m ²	180x35x295	FEFCO 0211
LF076	400 g/m ²	205x25x225	FEFCO 0211
LF077	400 g/m ²	148x38x390	FEFCO 0211
LF078	400 g/m ²	170x35x340	FEFCO 0211
LF079	400 g/m ²	165x35x237	FEFCO 0211
LF080	400 g/m ²	130x38x368	FEFCO 0211
LF081	400 g/m ²	165x40x580	FEFCO 0211
LF082	400 g/m ²	255x30x370	FEFCO 0211
LF083	400 g/m ²	185x66x337	FEFCO 0211
LF084	400 g/m ²	240x33x255	FEFCO 0211
LF085	400 g/m ²	200x35x280	FEFCO 0211
LF086	400 g/m ²	230x33x320	FEFCO 0211
LF087	400 g/m ²	248x43x313	FEFCO 0211
LF088	400 g/m ²	170x30x375	FEFCO 0211
LF089	400 g/m ²	115x30x545	FEFCO 0211
LF090	400 g/m ²	200x33x320	FEFCO 0211
LF091	400 g/m ²	188x35x353	FEFCO 0211
LF092	400 g/m ²	250x42x265	FEFCO 0211
LF093	400 g/m ²	180x35x286	FEFCO 0211
LF094	400 g/m ²	165x33x295	FEFCO 0211
LF095	400 g/m ²	240x65x243	FEFCO 0211
LF096	400 g/m ²	250x38x300	FEFCO 0211
LF097	400 g/m ²	230x20x290	FEFCO 0211
LF098	400 g/m ²	205x43x253	FEFCO 0211
LF099	400 g/m ²	225x30x320	FEFCO 0211
LF100	400 g/m ²	190x35x223	FEFCO 0211
LF101	400 g/m ²	205x25x225	FEFCO 0215
LF102	400 g/m ²	215x35x250	FEFCO 0211
LF103	400 g/m ²	162x35x358	FEFCO 0211
LF104	400 g/m ²	205x35x305	FEFCO 0211
LH001	400 g/m ²	202x34x230	FEFCO 0210
LH002	400 g/m ²	202x40x323	FEFCO 0210
LH003	400 g/m ²	162x60x225	FEFCO 0215
LH004	400 g/m ²	160x30x255	FEFCO 0210
LH005	400 g/m ²	170x12x210	FEFCO 0210
LIC001	400 g/m ²	178x100x396	FEFCO 0211
LIC002	400 g/m ²	194x63x399	FEFCO 0211
LIC003	400 g/m ²	108x90x391	FEFCO 0211
LIC004	400 g/m ²	95x92x114	FEFCO 0211
LIC005	400 g/m ²	69x69x205	FEFCO 0211
LS001	400 g/m ²	75x20x140	FEFCO 0501

Ref. Number	Cardboard Type	External Dimensions	Box Construction
LS002	400 g/m ²	80x32x140	FEFCO 0501
LS003	400 g/m ²	139x78x95	FEFCO 0501
LS004	400 g/m ²	70x25x150	FEFCO 0501
LS005	400 g/m ²	90x15x120	FEFCO 0501
LS006	400 g/m ²	80x18x140	FEFCO 0501
LS007	400 g/m ²	80x25x140	FEFCO 0501
LS008	400 g/m ²	97x43x150	FEFCO 0501
LS009	400 g/m ²	330x154x261	FEFCO 0501
LS010	400 g/m ²	330x167x261	FEFCO 0501
LS011	400 g/m ²	80x24x140	FEFCO 0501
LS012	400 g/m ²	210x110x240	FEFCO 0501
LS013	400 g/m ²	238x97x410	FEFCO 0501
LS014	400 g/m ²	280x130x433	FEFCO 0501
LS015	400 g/m ²	238x87x408	FEFCO 0501
LS016	400 g/m ²	240x102x352	FEFCO 0501
LS017	400 g/m ²	312x125x503	FEFCO 0501
LS018	400 g/m ²	212x107x422	FEFCO 0501
LS019	400 g/m ²	286x109x420	FEFCO 0501
LS020	400 g/m ²	127x38x200	FEFCO 0501
LS021	400 g/m ²	70x20x152	FEFCO 0501
LS022	400 g/m ²	70x25x152	FEFCO 0501
LS023	400 g/m ²	70x30x125	FEFCO 0501
LS024	400 g/m ²	70x40x125	FEFCO 0501
LS025	400 g/m ²	127/109x38x199	FEFCO 0501
LS026	400 g/m ²	120x20x60	FEFCO 0501
LS027	400 g/m ²	605x605x700	FEFCO 0501
LS028	400 g/m ²	175x45x100	FEFCO 0501
LS029	400 g/m ²	230x40x158	FEFCO 0501
LW001	400 g/m ²	50x45x585	FEFCO 210
LW002	400 g/m ²	50x45x720	FEFCO 210
LZ004	400 g/m ²	124x185x92	FEFCO 211
LZ084	400 g/m ²	70x125x58	FEFCO 211
LZ088	400 g/m ²	114x122x88	FEFCO 211



FEFCO **International case code**

This Code has been developed by FEFCO and ESBO as an official system to substitute long and complicated verbal descriptions of fibreboard case and packaging constructions with simple symbols internationally understood by all, regardless of language and other differences.

The layouts of the styles in this Code are always viewed from the inside of the case.

Case dimensions

Unless otherwise specified all dimensions are expressed as internal dimensions in mm as follows:

Length (L) x Breadth (B) x Height (H)

Length (L) = the longer dimension at the opening

Breadth (B) = the shorter dimension at the opening

Height (H) = the dimension from the top of the opening to the base

The dimensions L, B, H are specified in each description of the case construction, for some models the numerical value of B can exceed the numerical value of L. Dimensions should be measured under standard climatic conditions, on the flat blank from the centre of crease bearing the thickness of the material in mind. For telescope-type boxes the height (h) of the upper part (lid) should be given as a fourth measurement after an oblique stroke, i.e.

355 x 205 x 120/40 mm
(L) (B) (H) (h)

For cases with overlapping outer flaps the length of the area of overlapping (o) should be given as a fourth measurement after an oblique stroke, i.e.

355 x 205 x 120/40 mm
(L) (B) (H) (o)

Sheet dimensions

Unless otherwise specified, the dimensions of a corrugated sheet are expressed in mm as follows:

1st dimension x 2nd dimension
1st dimension = along the glue lines
2nd dimension = across the glue lines

Style versions

Several case types may have derived versions without the necessity to create a new style. In this case a suffix should be added to the basic style number, separated by a dash.

Example: 0201-2.

A version may be unique to individual manufacturers.

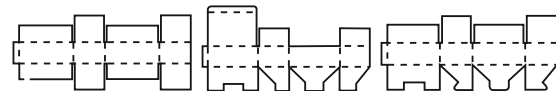
Combination of types

The construction styles shown are of the basic types of fibreboard cases. If the ultimate construction is a combination of two or three basic models, e.g. flap arrangements, they may also be described as follows:

Top flaps as 0204, Bottom flaps as 0215

This type may also be described as 0204/0215 (Top flaps. Bottom flaps).

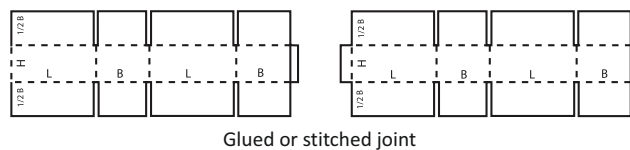
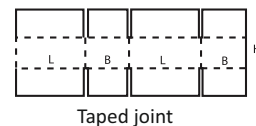
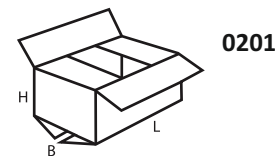
0204 0215 0204/0215



Styles and the manufacturers joint

The drawing style layouts as shown in this Code may need to be re-arranged depending on the Manufacturers Joint chosen. Some styles may have a Manufacturers Joint which may be glued, stitched or taped. A glued or stitched Joint may be an extension of either the short or the long panel. The sketches show how these would be indicated on a drawing:

Example for all styles:



This applies to all designs in this Code.

Manual or Automated erection

Each design style includes one of the following indications:

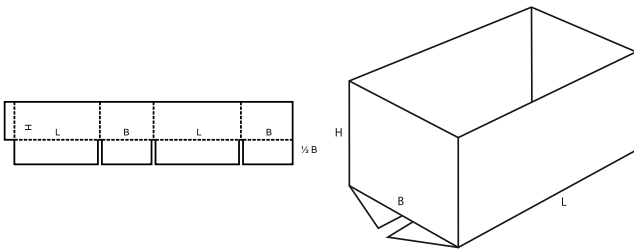
- M - usually manual erection
- A - usually automated erection
- M/A - can be either manual or automated
- M+A - requires a combination of both

This indications are based on current practice and are intended to give additional information to specifiers and users. Some manually erected cases can be closed automatically (e.g. : 0216 or 0712)

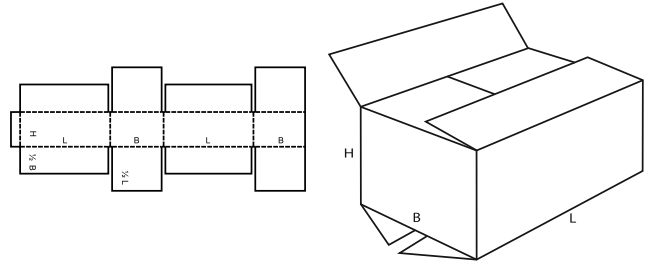
0200

▲ **Slotted-type boxes** consist of basically one piece with a glued, stitched or taped manufacturers joint and top and bottom flaps. They are shipped flat, ready to use and require closing using the flaps provided.

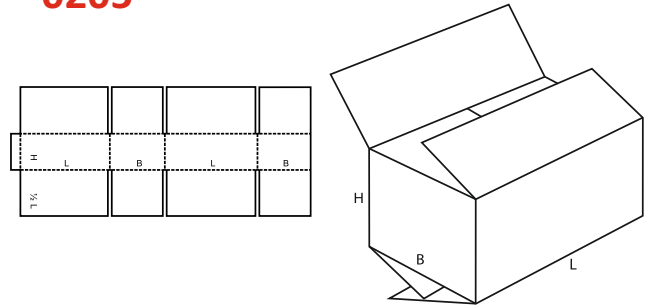
0200



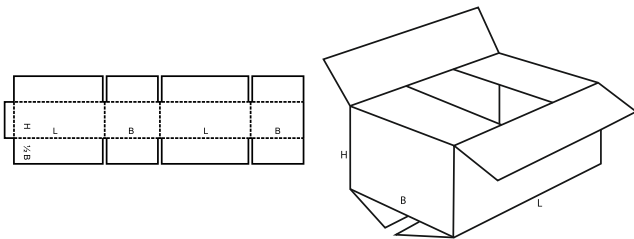
0204



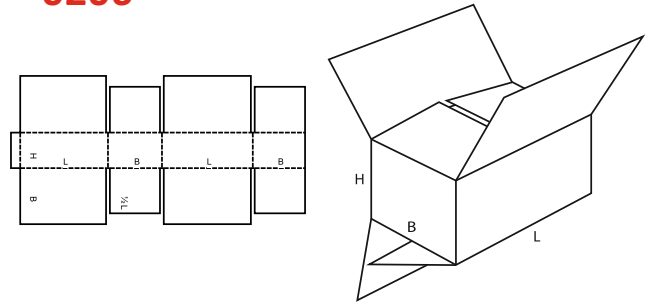
0205



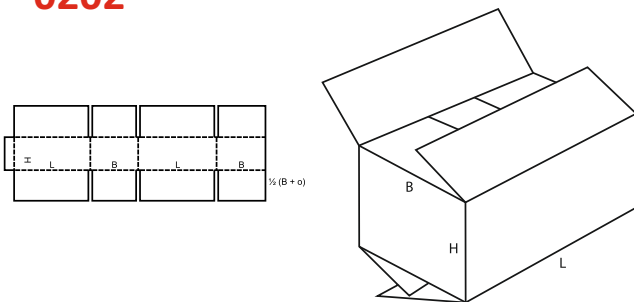
0201



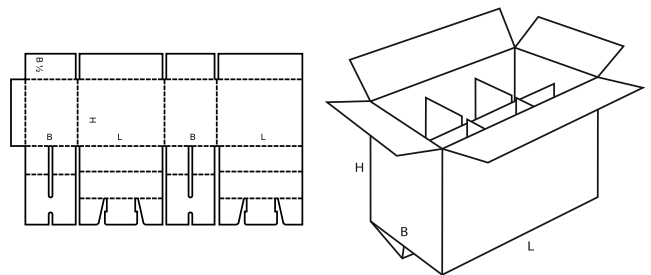
0206



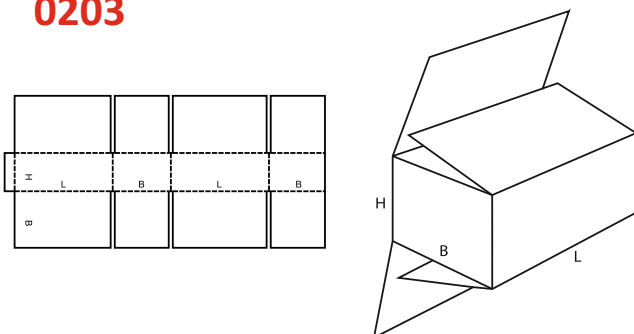
0202



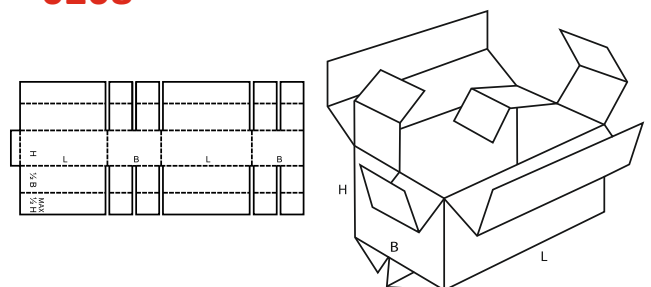
0207



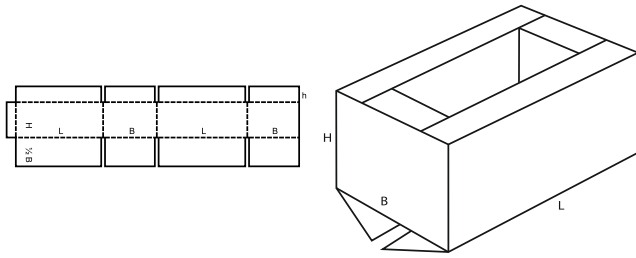
0203



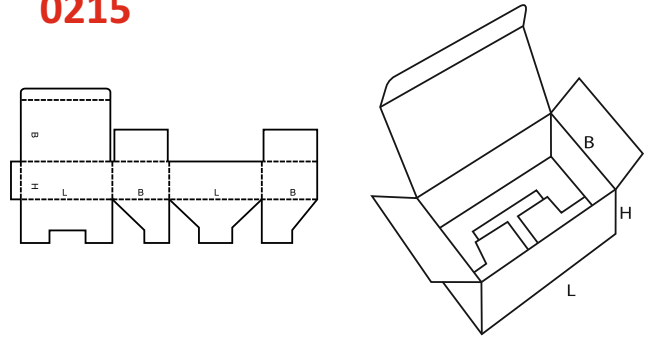
0208



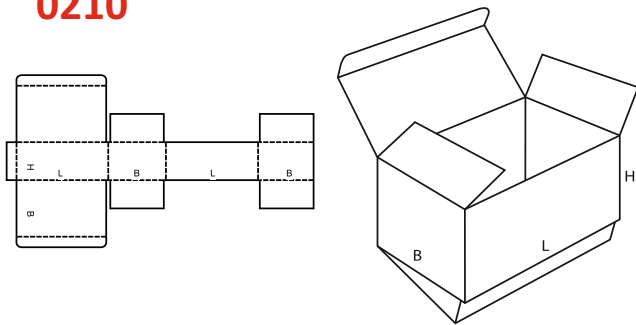
0209



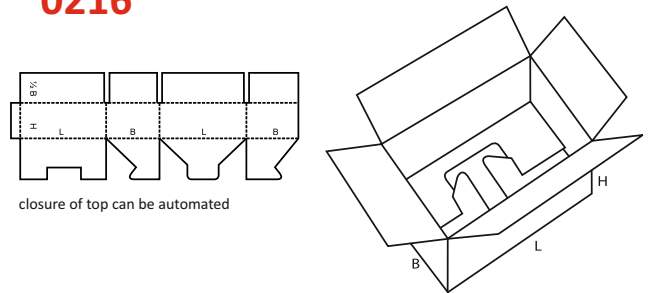
0215



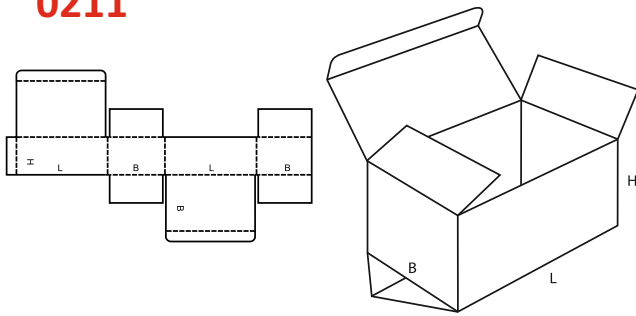
0210



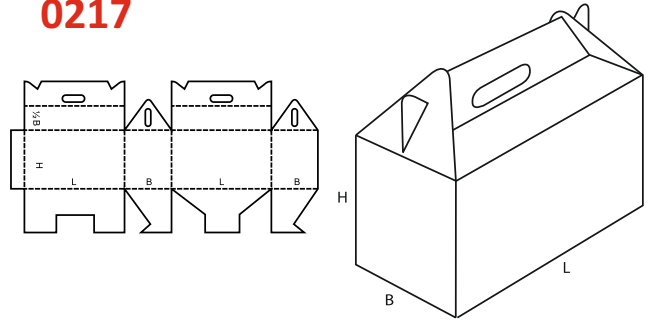
0216



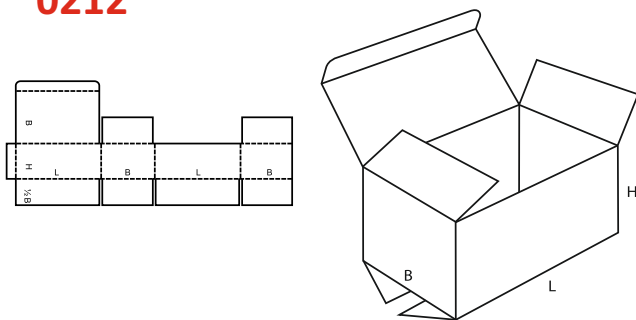
0211



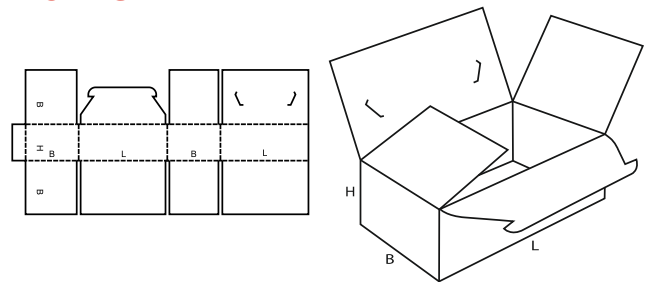
0217



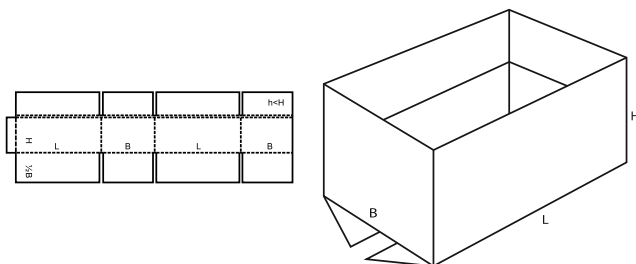
0212



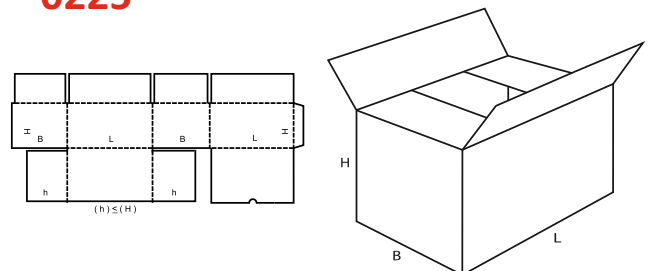
0218



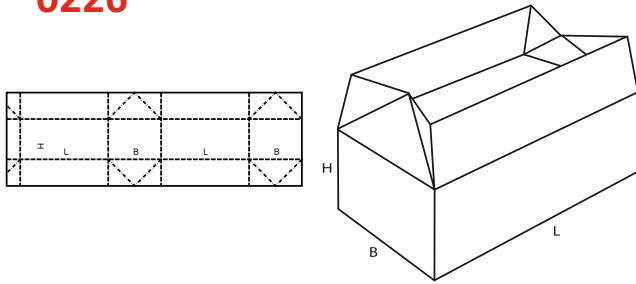
0214



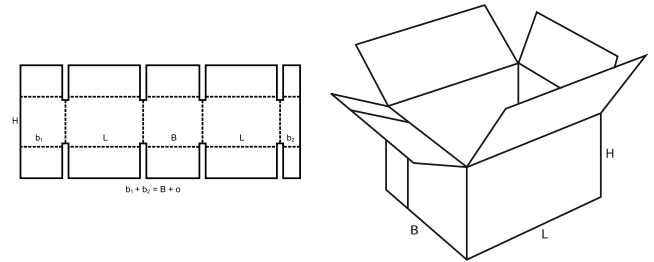
0225



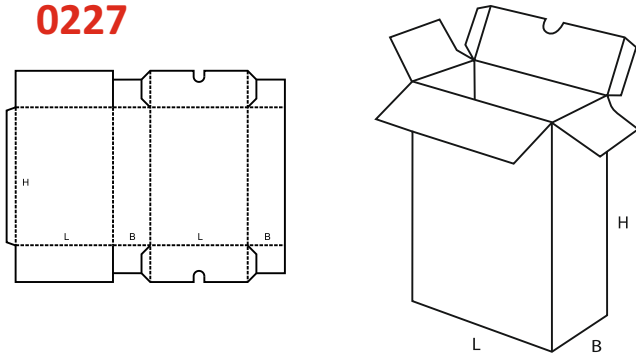
0226



0231



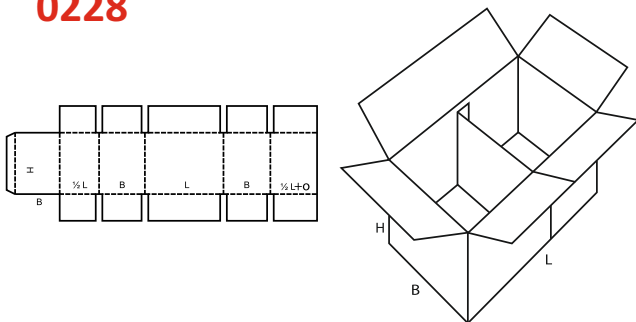
0227



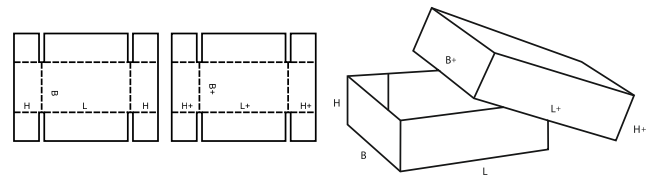
0300

▲ **Telescope-type** boxes consist of more than one piece and are characterised by a lid and/or bottom telescoping over the body of the box.

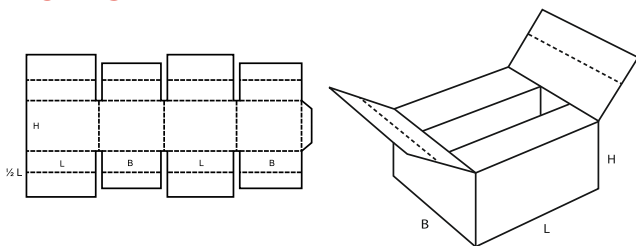
0228



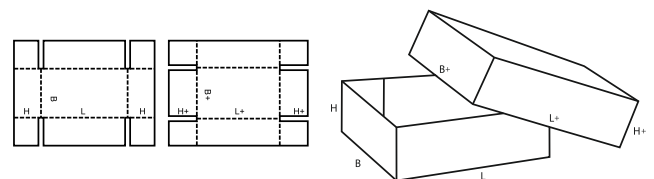
0300



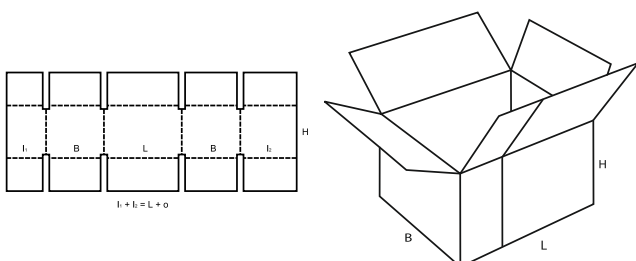
0229



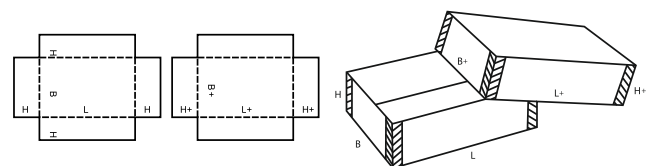
0301



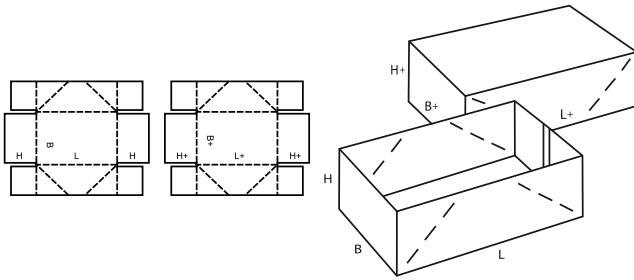
0230



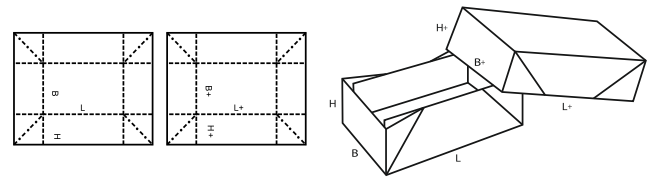
0302



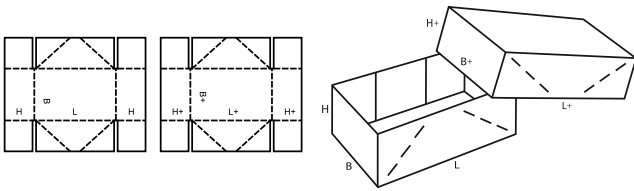
0303



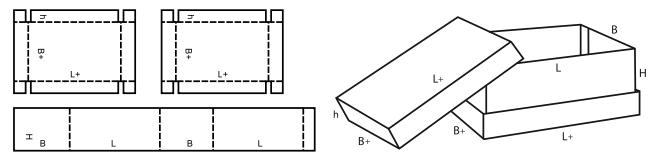
0309



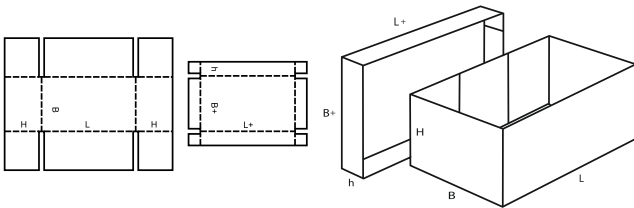
0304



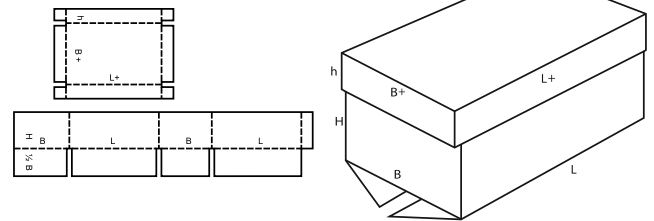
0310



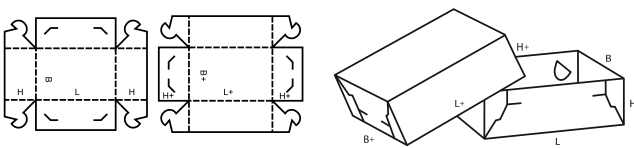
0306



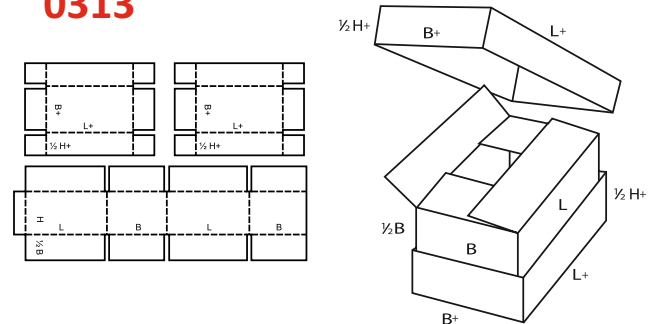
0312



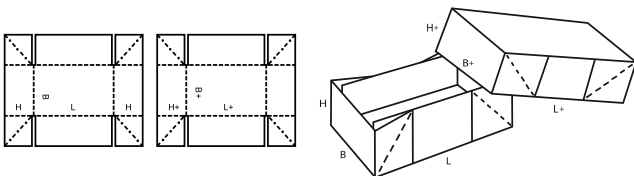
0307



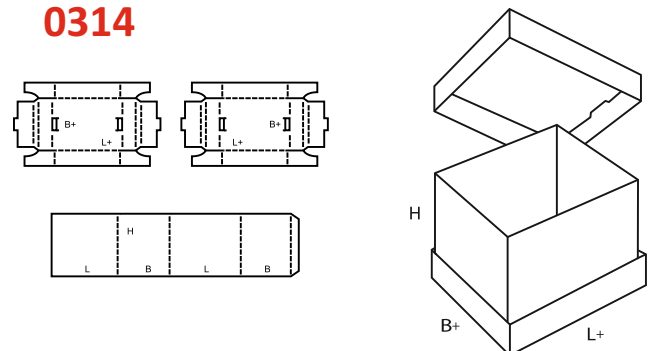
0313



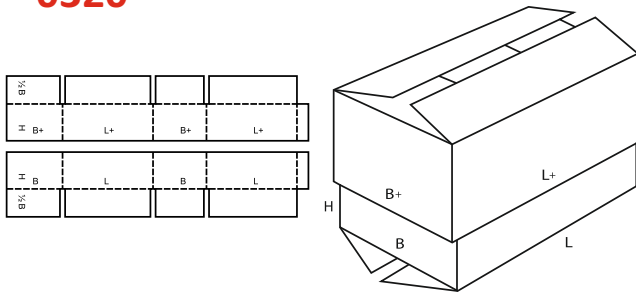
0308



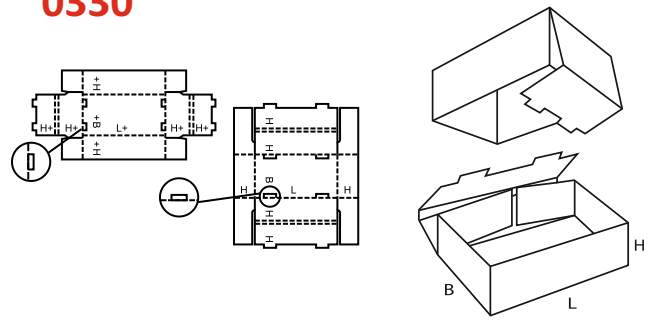
0314



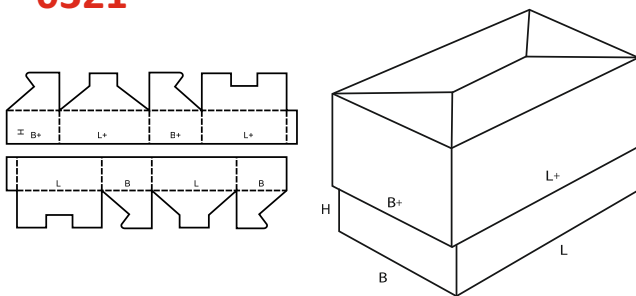
0320



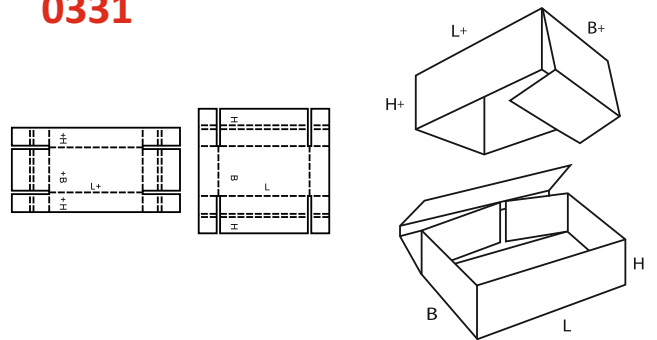
0330



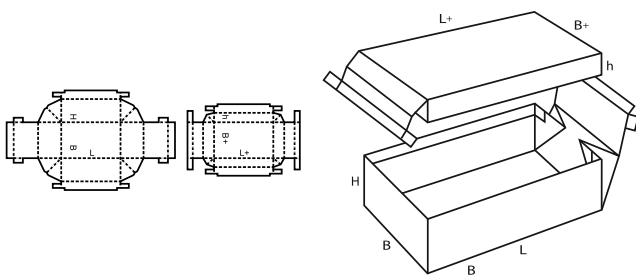
0321



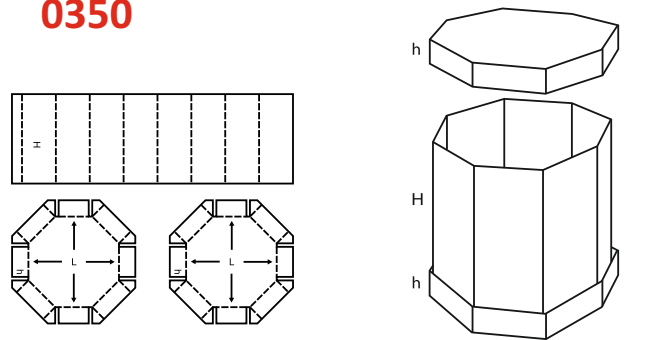
0331



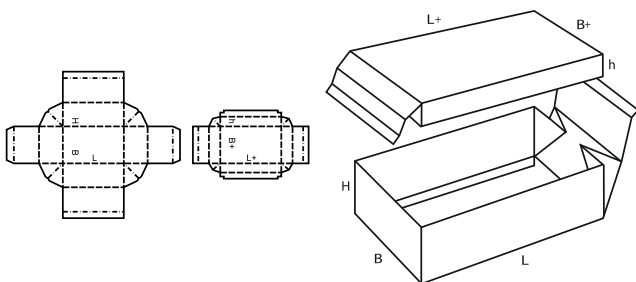
0322



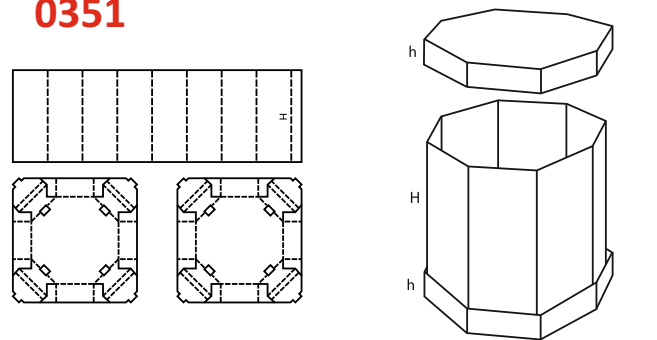
0350



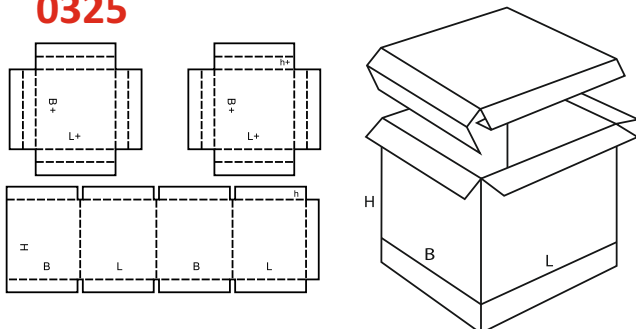
0323



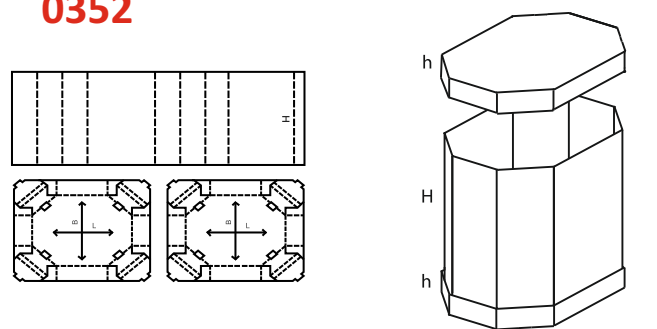
0351



0325



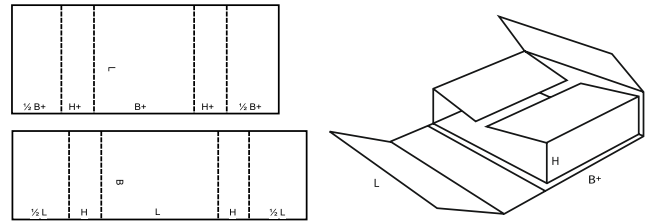
0352



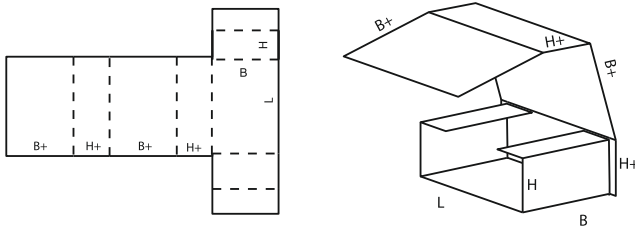
0400

Folder-type boxes and trays usually consist of only one piece of board. The bottom of the box is hinged to form two or all side walls and the cover. Locking tabs, handles, display panels etc., can be incorporated in some designs.

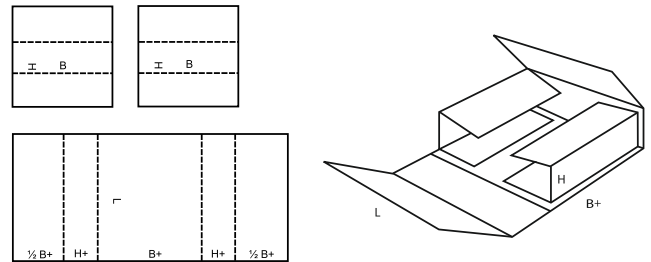
0404



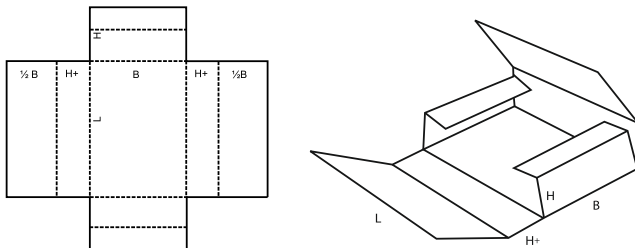
0400



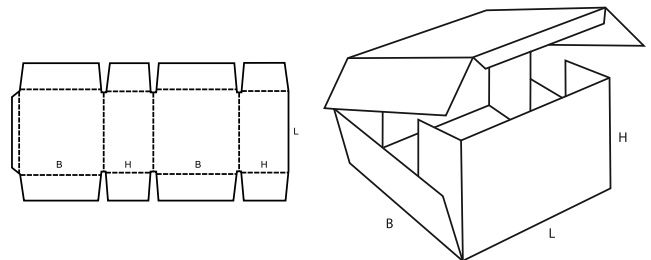
0405



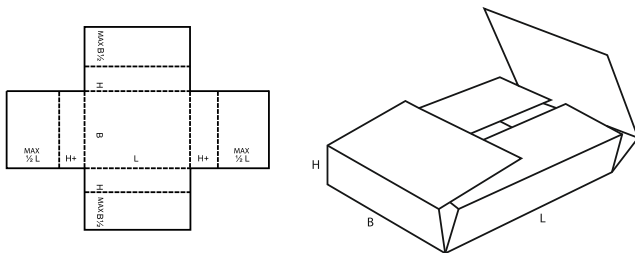
0401



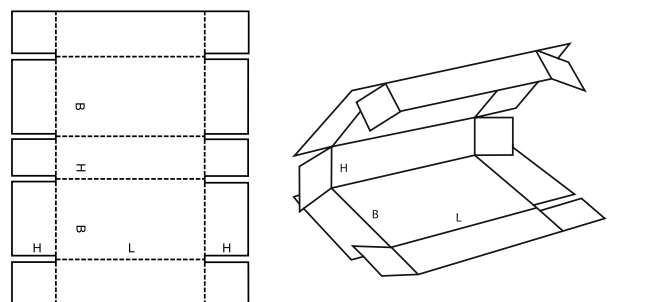
0406



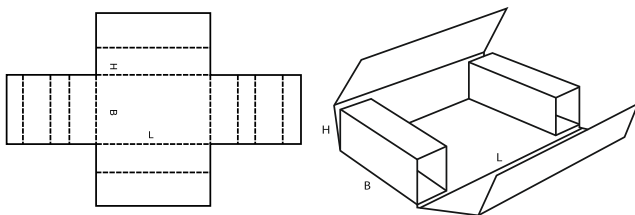
0402



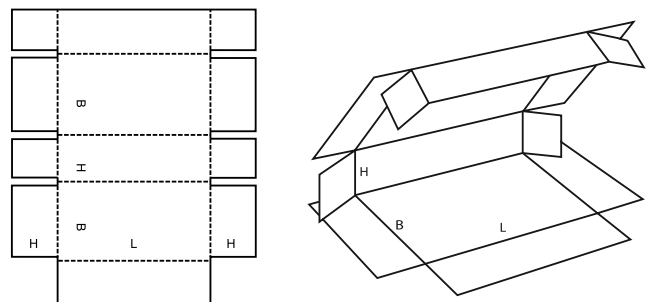
0409



0403

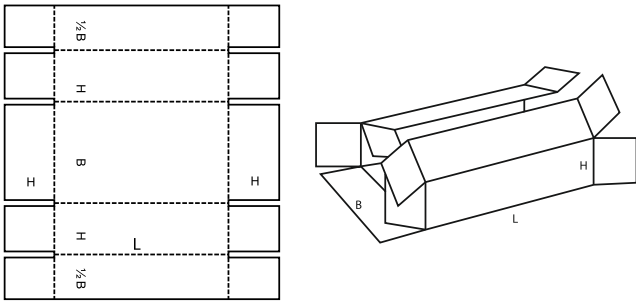


0410

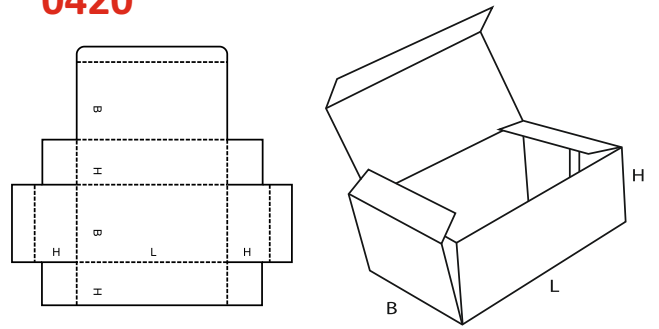


FEFCO INTERNATIONAL CASE CODE

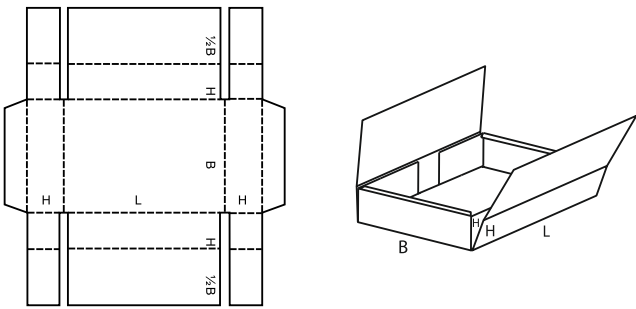
0411



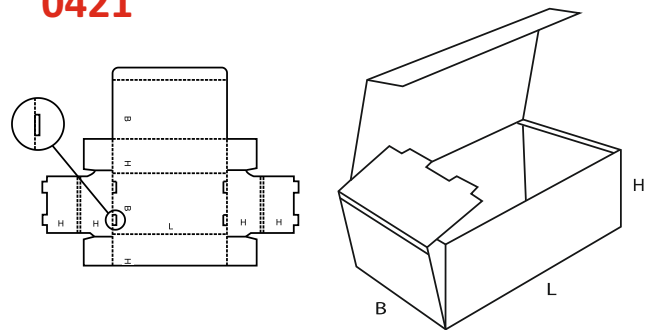
0420



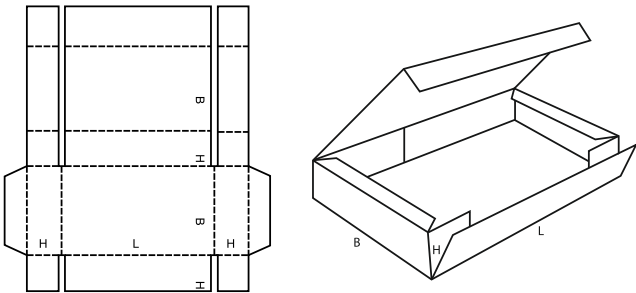
0412



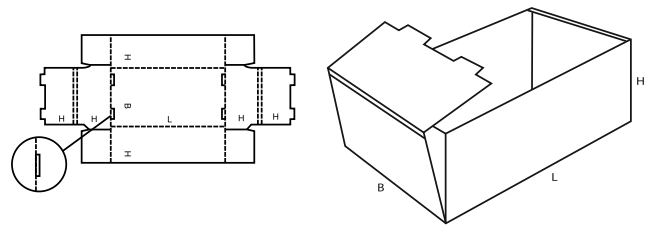
0421



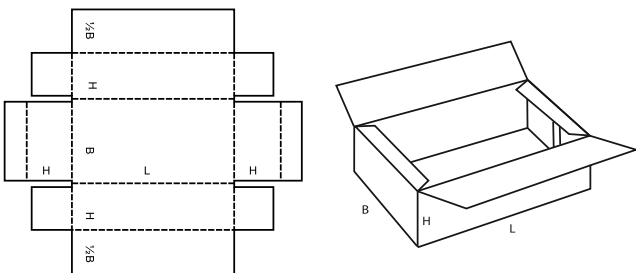
0413



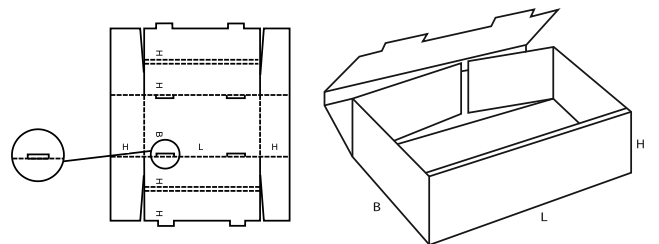
0422



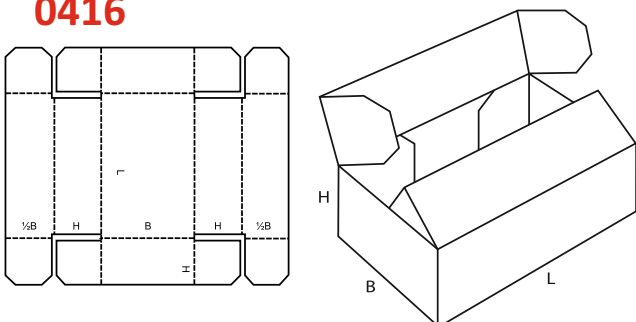
0415



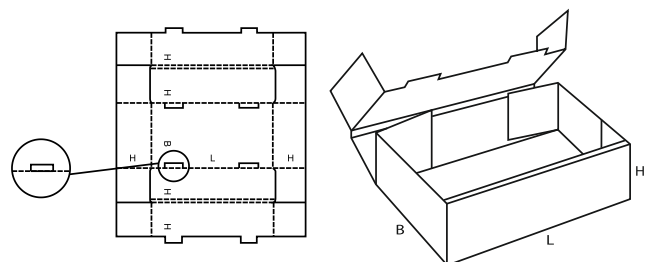
0423



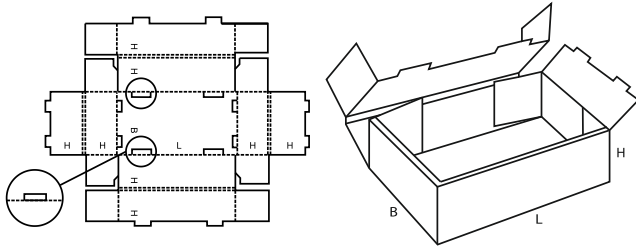
0416



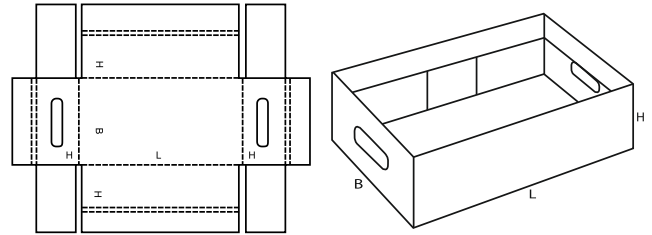
0424



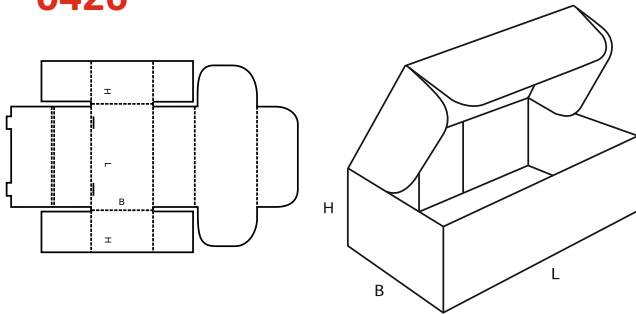
0425



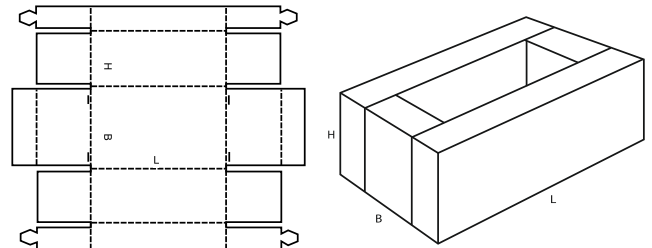
0430



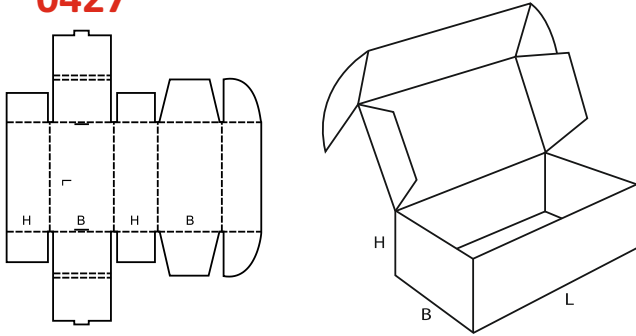
0426



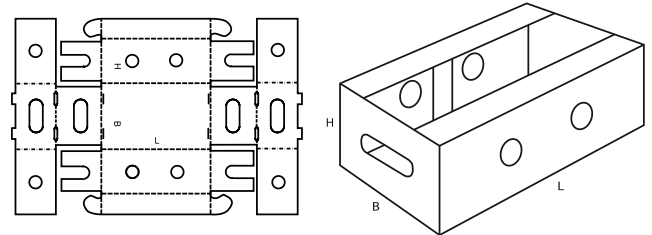
0431



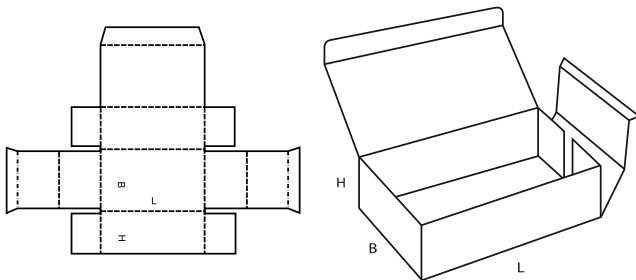
0427



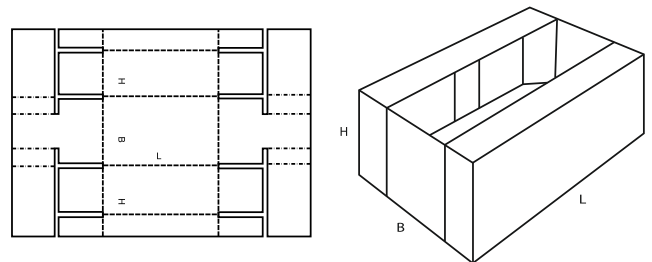
0432



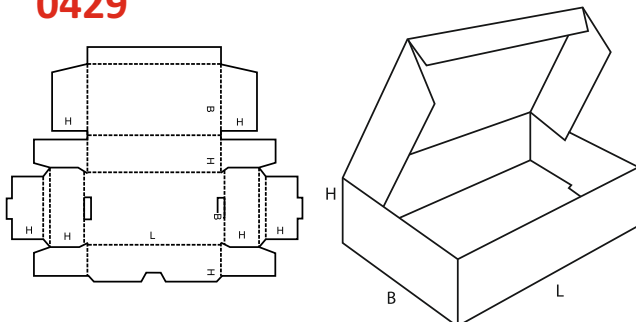
0428



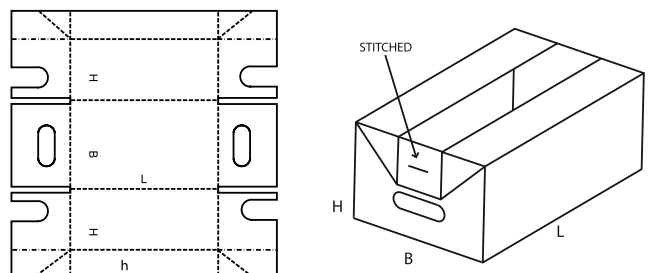
0433



0429

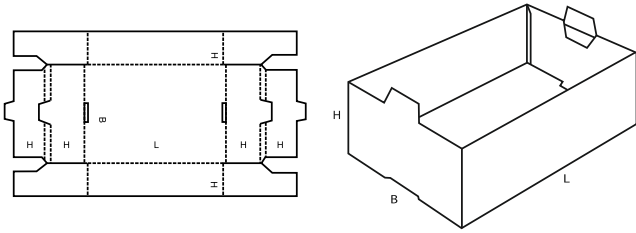


0434

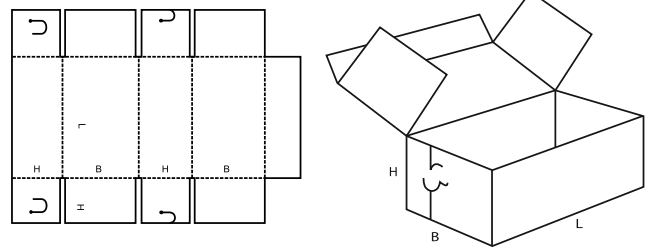


FEFCO INTERNATIONAL CASE CODE

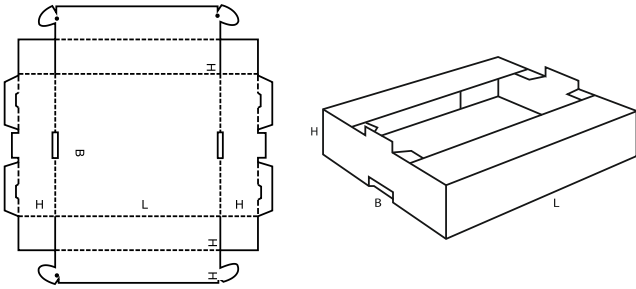
0435



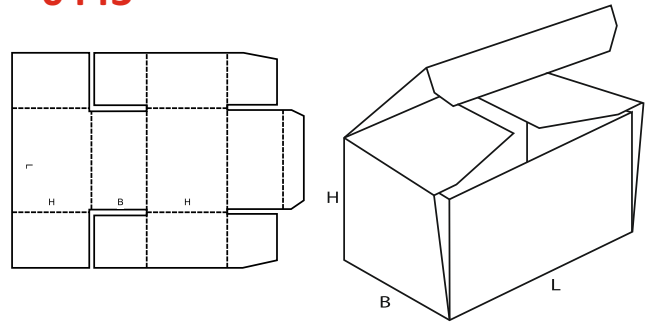
0442



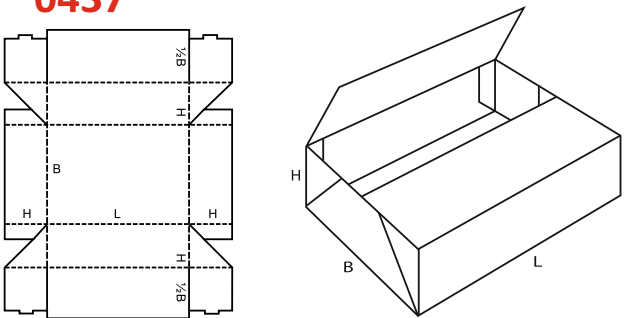
0436



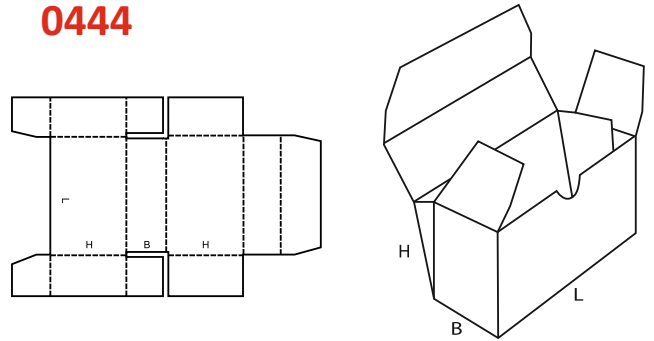
0443



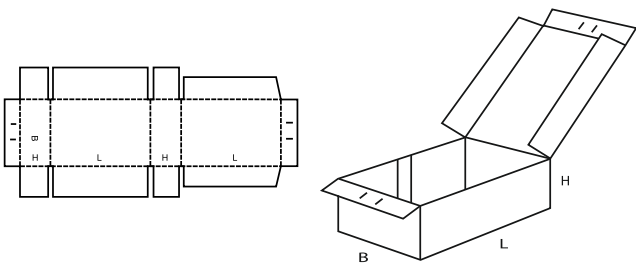
0437



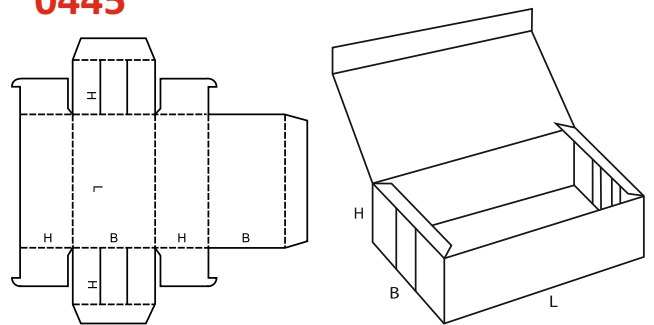
0444



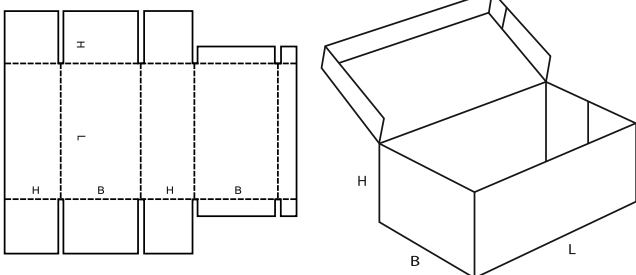
0440



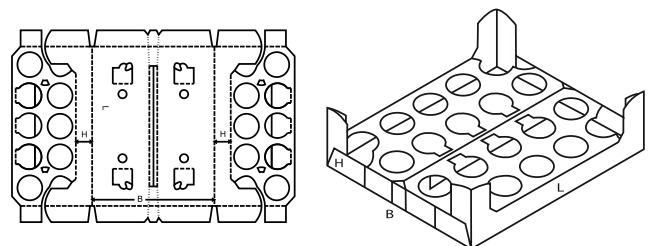
0445



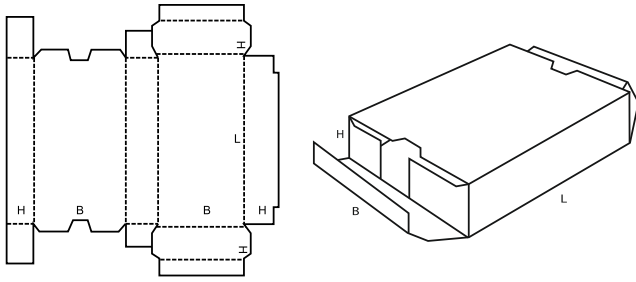
0441



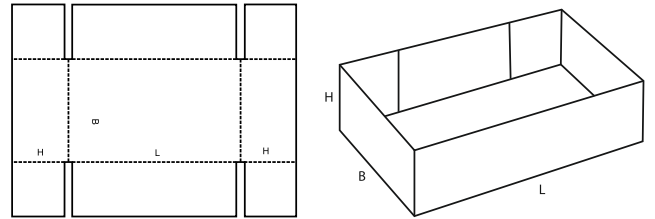
0446



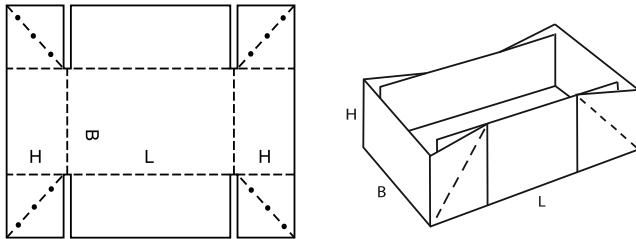
0447



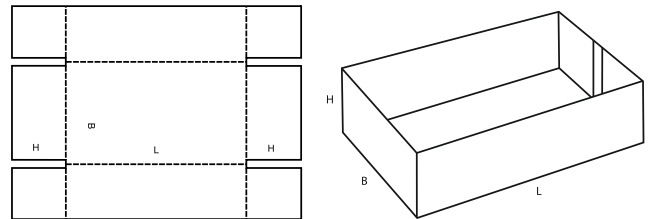
0452



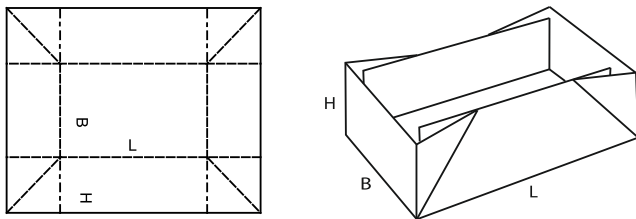
0448



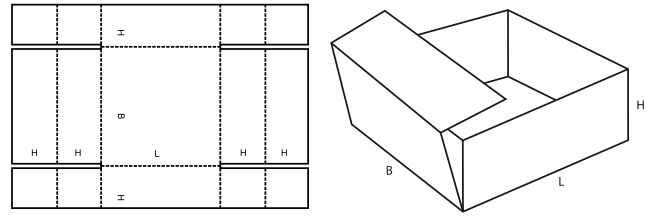
0453



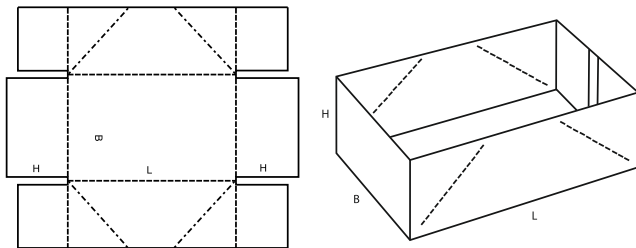
0449



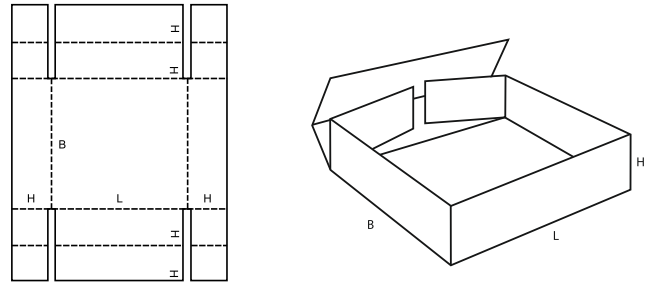
0454



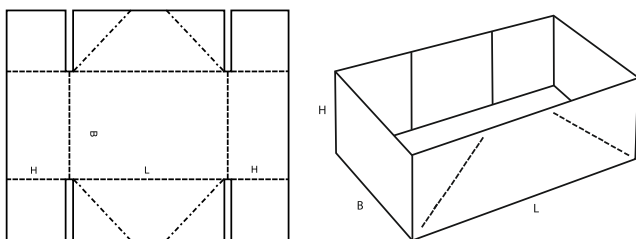
0450



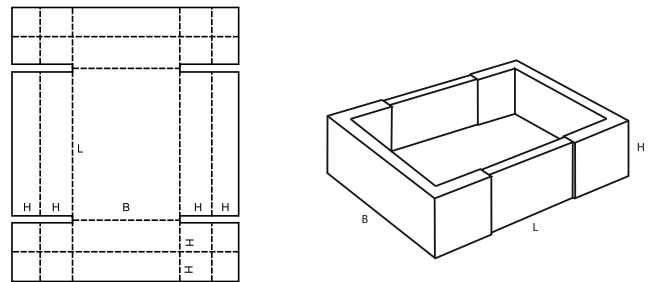
0455



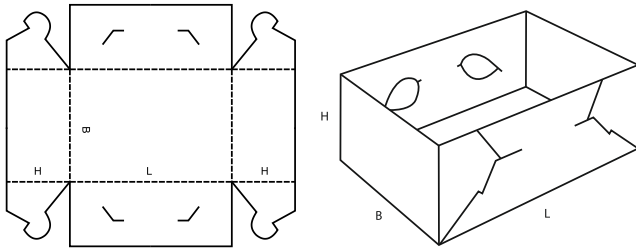
0451



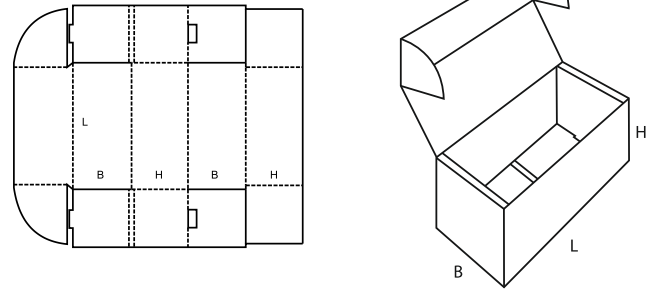
0456



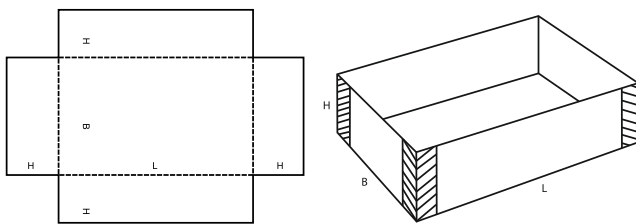
0457



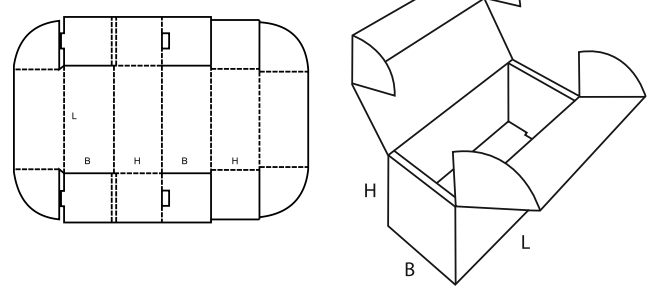
0471



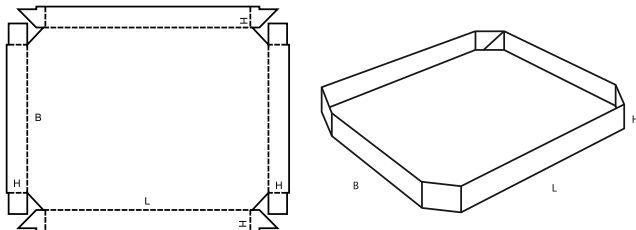
0458



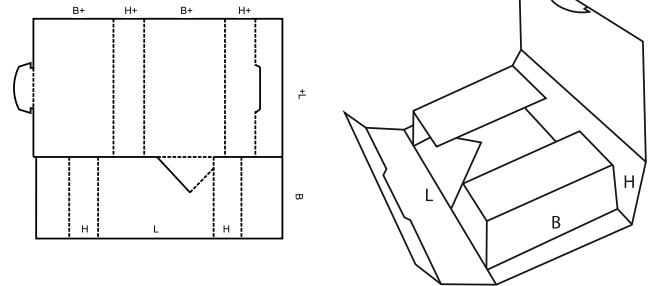
0472



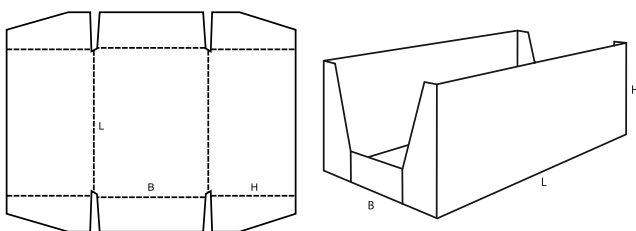
0459



0473



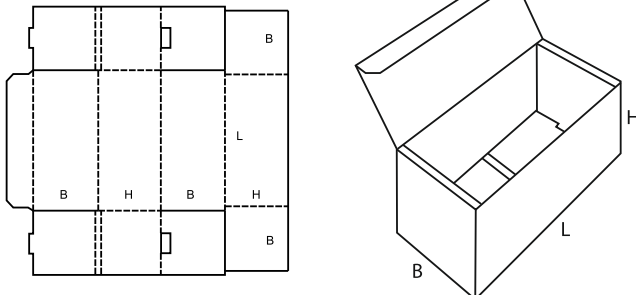
0460



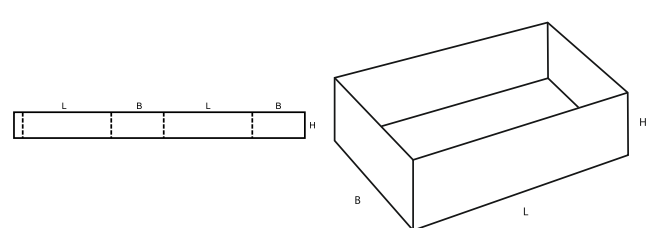
0500

▲ **Slide-type boxes** consist of several pieces of liners and sleeves sliding in different directions into each other. This group also includes outside sleeves for other cases.

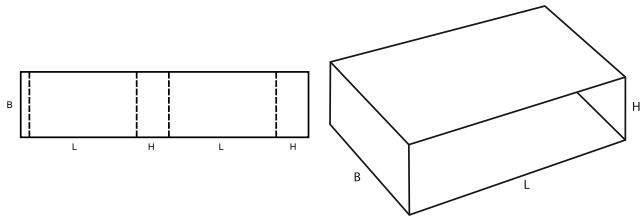
0470



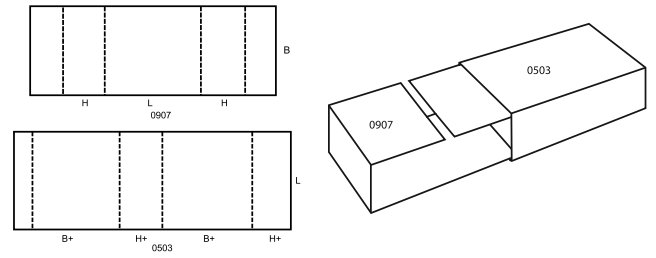
0501



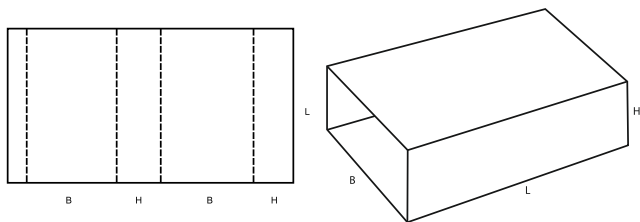
0502



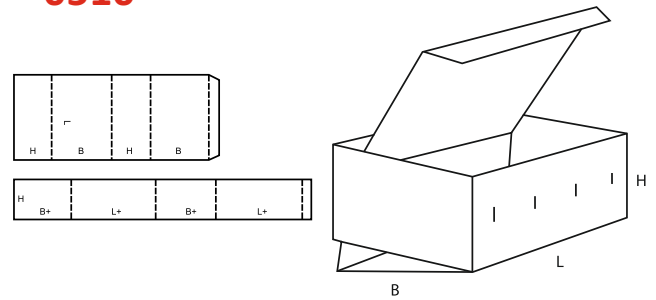
0509



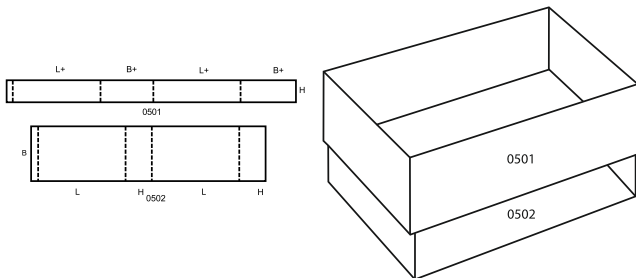
0503



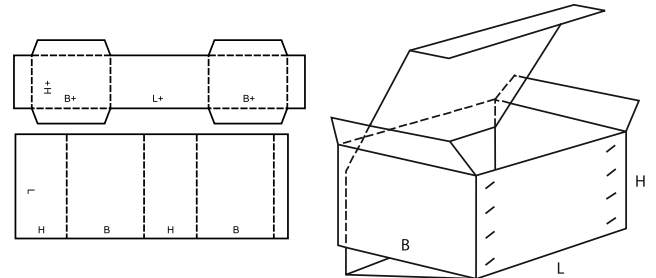
0510



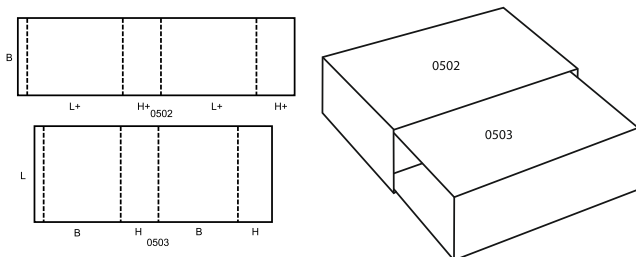
0504



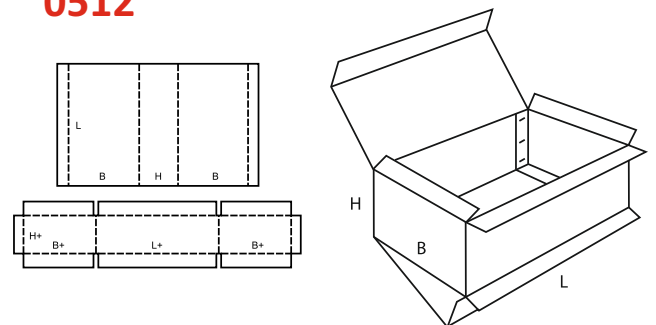
0511



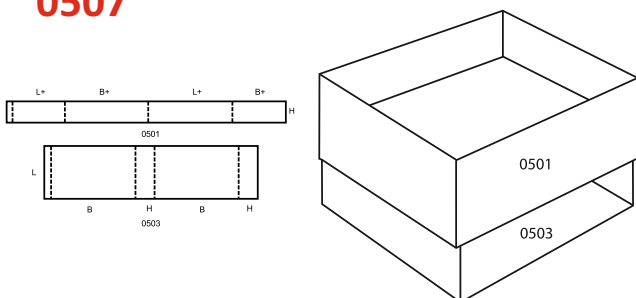
0505



0512



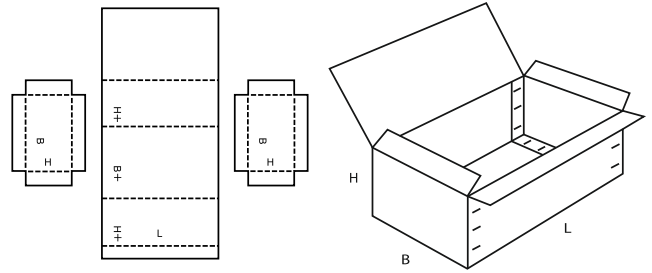
0507



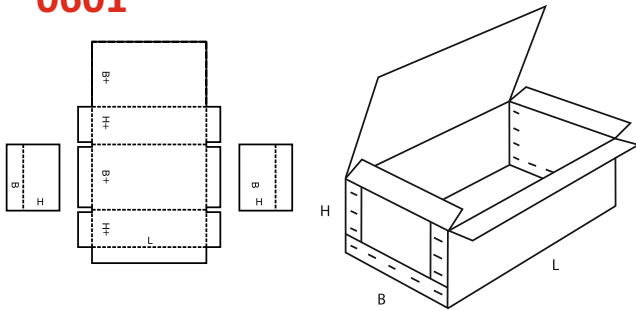
0600

▲ **Rigid-type boxes** consist of two separate end pieces and a body and require stitching or a similar operation before they can be used.

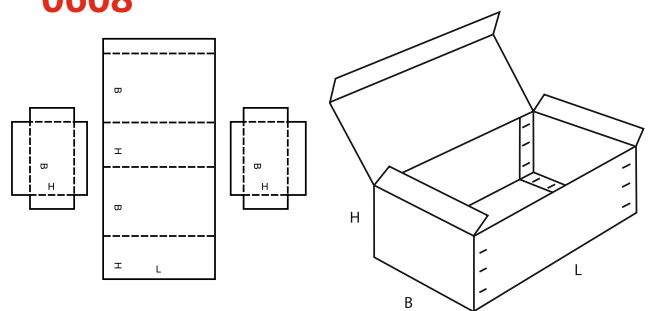
0607



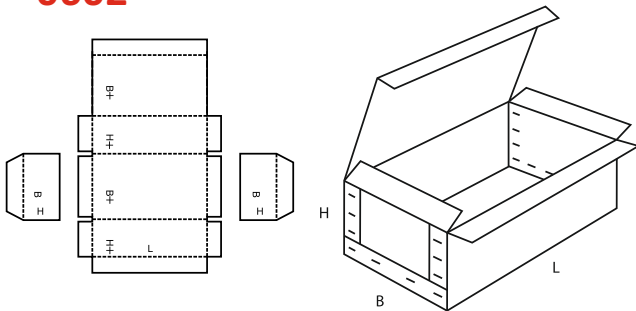
0601



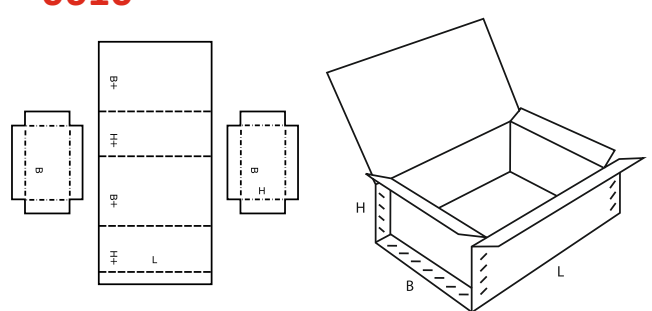
0608



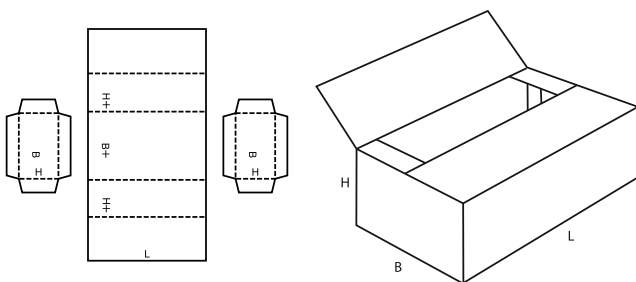
0602



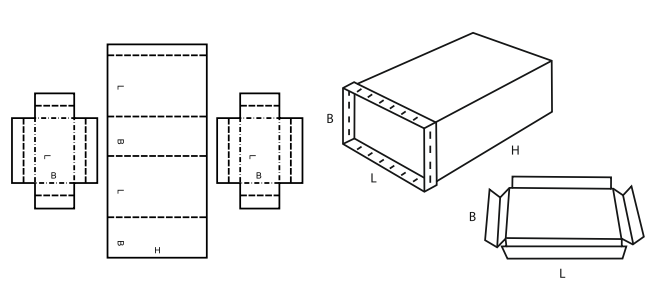
0610



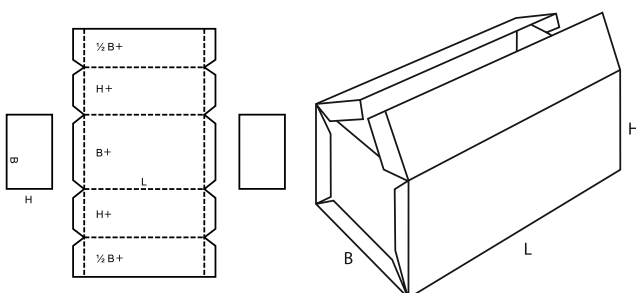
0605



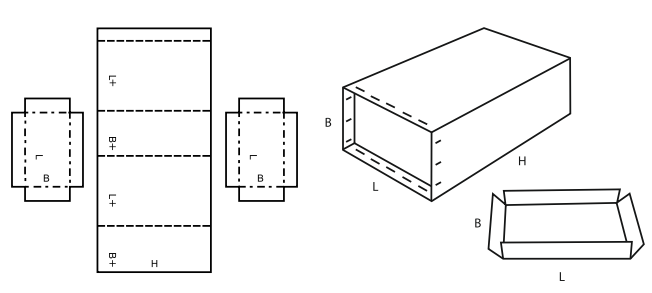
0615



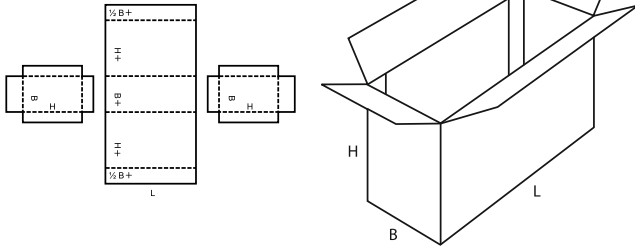
0606



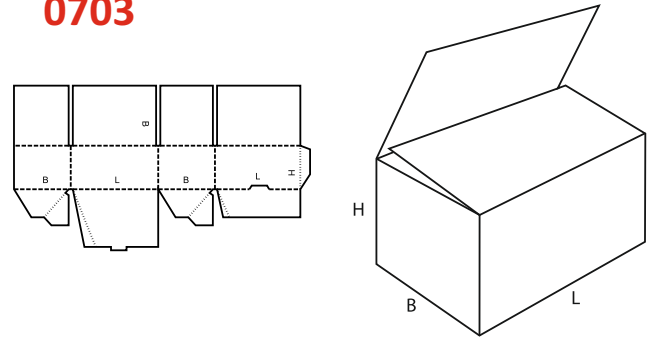
0616



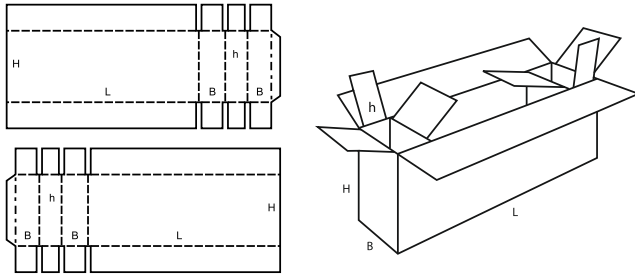
0620



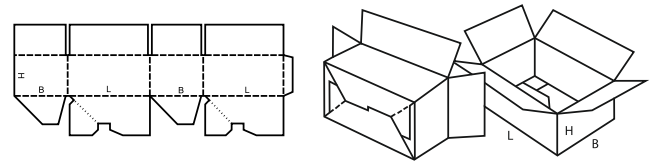
0703



0621



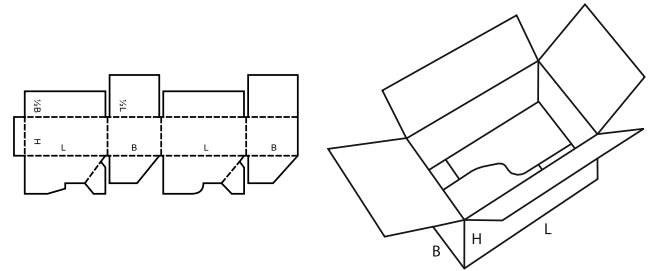
0711



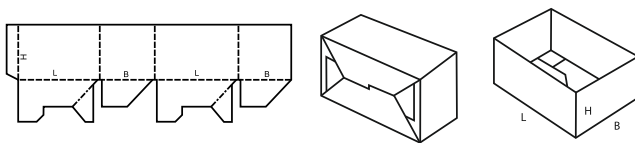
0700

Ready-glued cases consist of basically one piece, are shipped flat and ready to use by simple setting up.

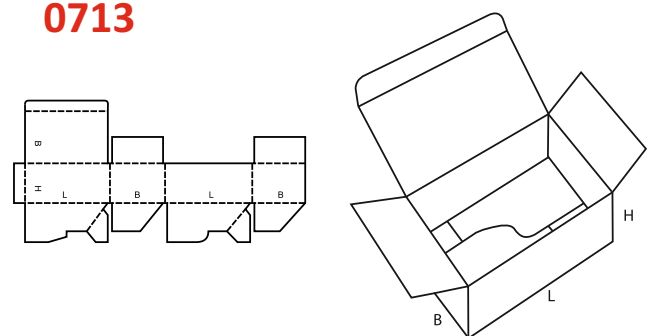
0712



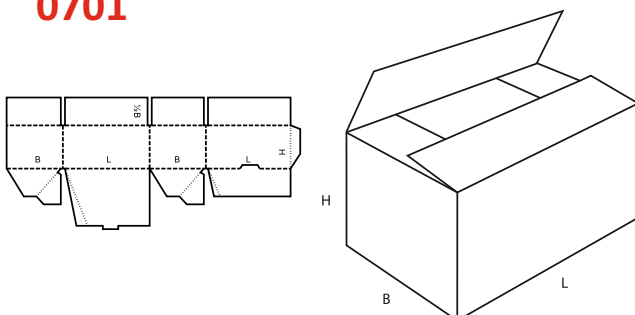
0700



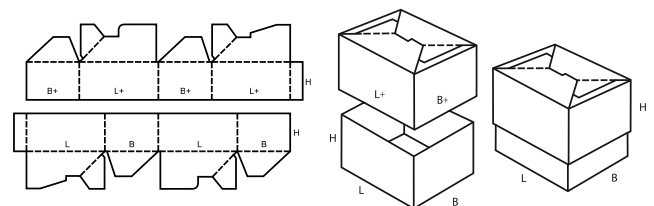
0713



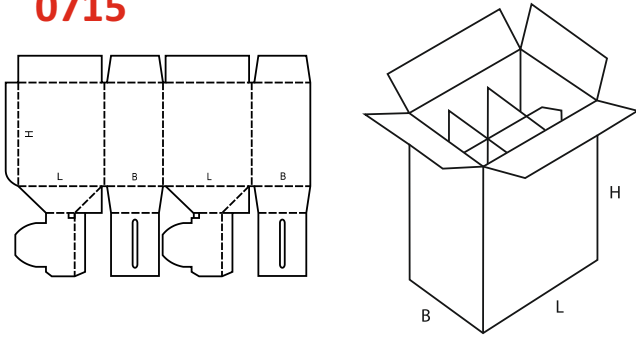
0701



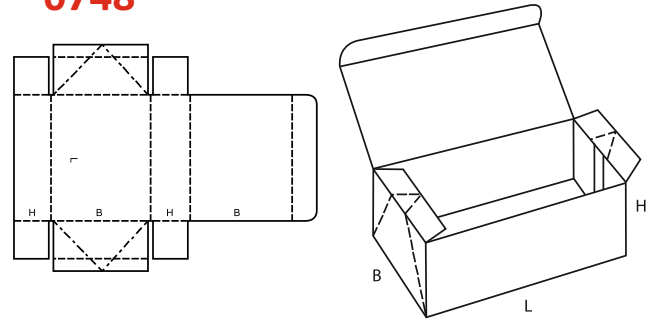
0714



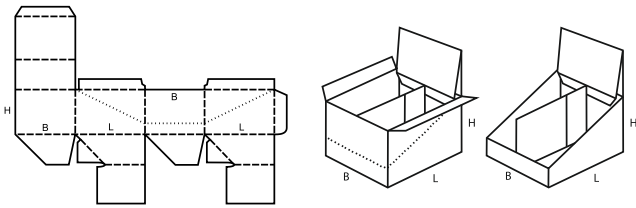
0715



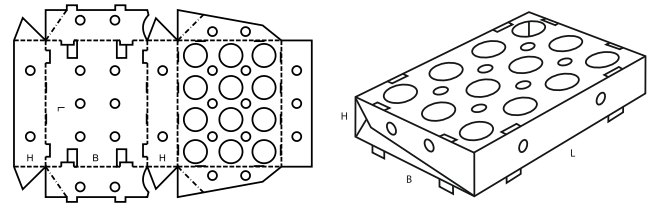
0748



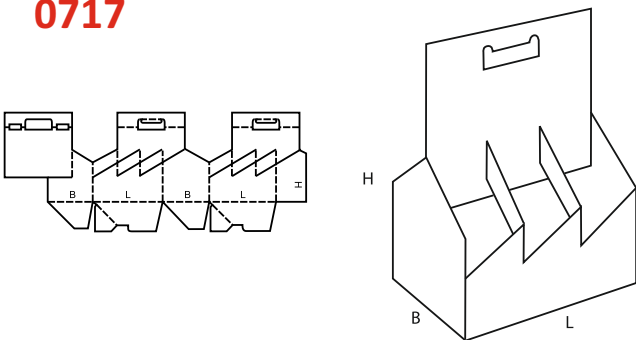
0716



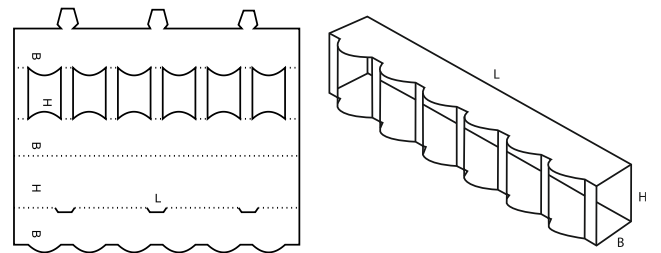
0751



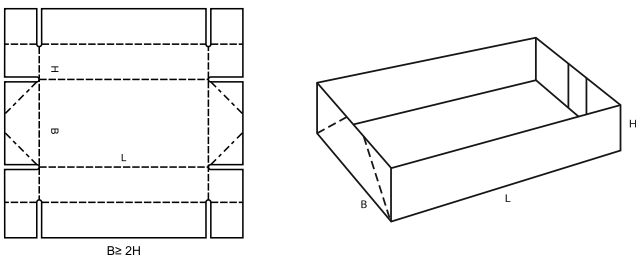
0717



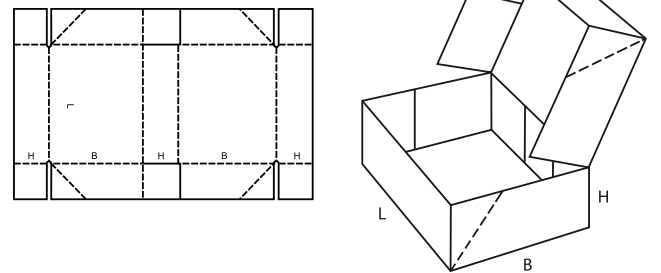
0752



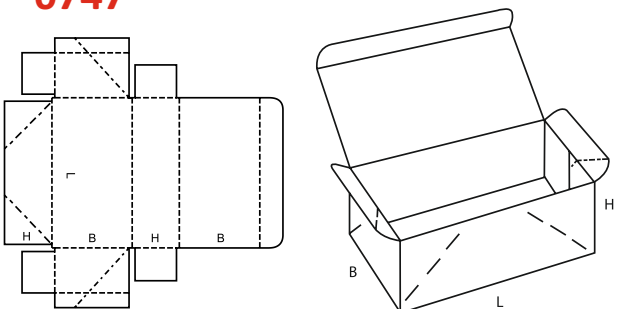
0718



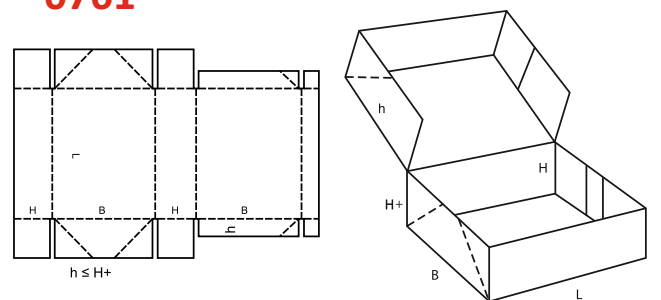
0759



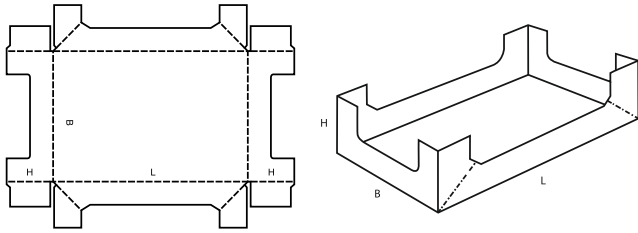
0747



0761



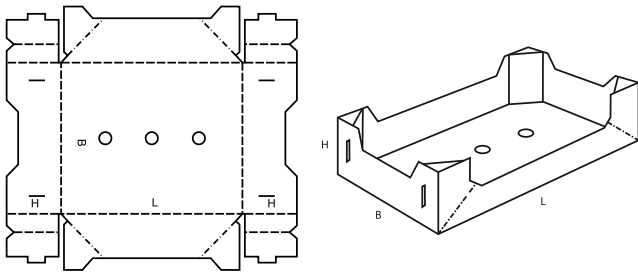
0770



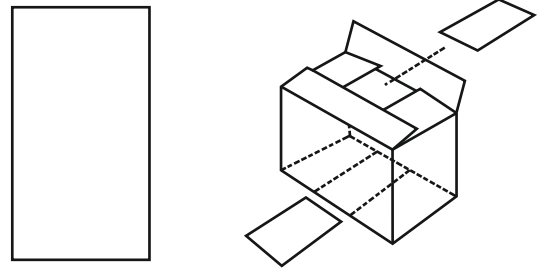
0900

▲ **Interior fitments** such as inside liners, pads, partitions, dividers etc., whether tied to Case Design or as singular items. Any shown number of panels is arbitrary and may be increased or decreased as required.

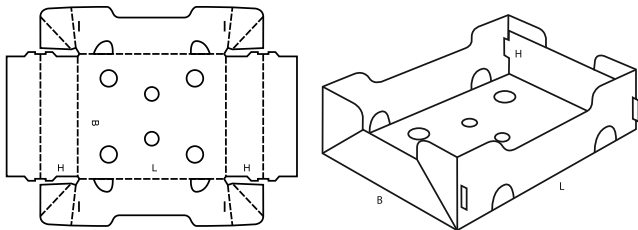
0771



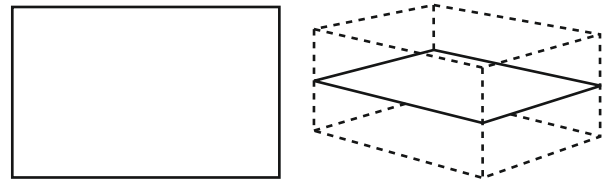
0900



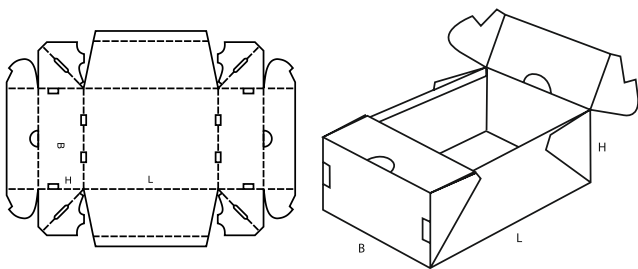
0772



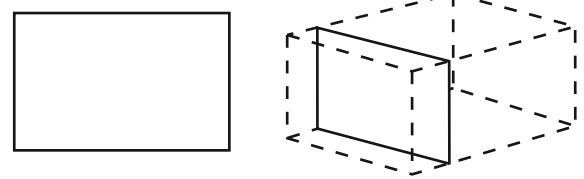
0901



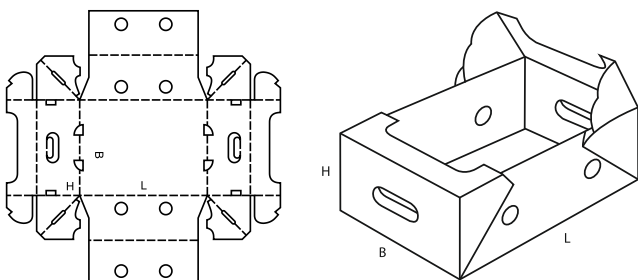
0773



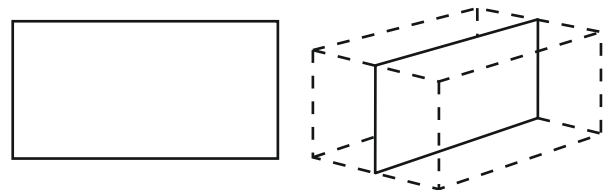
0902



0774



0903



EPROS Drukarnia / The Printing House
86-300 Grudziądz
ul. Powstańców Wielkopolskich 17
Poland
Phone/Fax: +48 56 46 237 84
Phone/Fax: +48 56 46 107 83
info@epros.pl
www.epros.pl